





2016 Pacific Rim Championships

Page: 1
Printed: 4/9/2016 8:53:33 PM

Meet Results

Women / SR
Session: W1,W2
Competition I / II

Apr 8-10, 2016

Rank	Num	Name Country					AA
1	168	Simone Biles USA	Diff: 6.300 Exec: 9.500 ND: . Final: 15.800	6.100 8.950 . 15.050	6.500 9.050 . 15.550	6.900 9.150 . 16.050	62.450
2	172	Alexandra Raisman USA	Diff: 6.300 Exec: 8.900 ND: . Final: 15.200	6.000 8.300 . 14.300	6.100 8.700 . 14.800	6.600 9.000 . 15.600	59.900
	169	Laurie Hernandez USA	Diff: 5.800 Exec: 9.000 ND: . Final: 14.800	6.100 8.700 . 14.800	6.400 8.850 . 15.250	6.100 8.850 . 14.950	59.800
	173	Brenna Dowell USA	Diff: 5.800 Exec: 9.150 ND: . Final: 14.950	6.500 8.750 . 15.250	5.600 8.500 . 14.100	6.000 8.550 . 14.550	58.850
	171	Ragan Smith USA	Diff: 5.800 Exec: 8.800 ND: . Final: 14.600	5.900 8.700 . 14.600	6.200 8.850 . 15.050	6.100 8.200 . 14.300	58.550
3	145	Nagi Kajita JPN	Diff: 5.800 Exec: 8.450 ND: . Final: 14.250	5.600 8.050 . 13.650	5.400 8.000 . 13.400	5.700 8.200 . 13.900	55.200
4	116	Shallon Olsen CAN	Diff: 5.800 Exec: 8.950 ND: . Final: 14.750	5.400 7.400 . 12.800	5.800 7.600 . 13.400	6.000 7.950 . 13.950	54.900
5	121	Madison Copiak CAN	Diff: 5.300 Exec: 8.800 ND: . Final: 14.100	5.700 8.100 . 13.800	5.200 8.150 . 13.350	5.000 8.250 . 13.250	54.500
6	114	Kiara Munteanu AUS	Diff: 5.000 Exec: 8.850 ND: . Final: 13.850	5.500 8.150 . 13.650	5.300 8.150 . 13.450	5.500 7.800 -0.100 13.200	54.150
	117	Kirsten Peterman CAN	Diff: 5.300 Exec: 8.900 ND: . Final: 14.200	5.400 7.700 . 13.100	5.700 7.100 -0.100 12.700	5.300 8.300 . 13.600	53.600
7	156	Courtney McGregor NZL	Diff: 5.800 Exec: 8.500 ND: . Final: 14.300	5.400 6.950 . 12.350	5.400 8.050 . 13.450	5.400 8.050 . 13.450	53.550
8	110	Georgia-Rose Brown AUS	Diff: 5.000 Exec: 9.100 ND: . Final: 14.100	5.600 5.800 . 11.400	5.400 7.950 . 13.350	5.100 8.450 . 13.550	52.400





2016 Pacific Rim Championships

Page: 2
Printed: 4/9/2016 8:53:33 PM

Meet Results

Apr 8-10, 2016

Women / SR
Session: W1,W2
Competition I / II

Rank	Num	Name Country						AA
	115	Emma Nedov AUS	Diff: 5.000 Exec: 9.100 ND: _____ Final: 14.100	5.500 7.150 _____ 12.650	5.900 7.500 _____ 13.400	5.600 6.700 -0.100 12.200		52.350
	118	Megan Roberts CAN	Diff: 5.000 Exec: 8.850 ND: _____ Final: 13.850	5.300 5.350 _____ 10.650	5.400 8.300 _____ 13.700	5.600 8.400 _____ 14.000		52.200
9	126	GINNA ESCOBAR COL	Diff: 5.000 Exec: 8.500 ND: -0.100 Final: 13.400	5.000 8.150 _____ 13.150	5.200 7.600 _____ 12.800	4.900 7.900 _____ 12.800		52.150
10	158	Charlotte Sullivan NZL	Diff: 4.700 Exec: 9.100 ND: _____ Final: 13.800	4.500 7.050 _____ 11.550	5.300 8.200 _____ 13.500	5.300 7.950 _____ 13.250		52.100
11	163	Sze En Tan SIN	Diff: 5.000 Exec: 8.650 ND: -0.100 Final: 13.550	5.800 6.050 -0.300 11.550	5.000 7.500 _____ 12.500	5.100 7.950 -0.100 12.950		50.550
12	133	Heika Del Sol Salas Castro CRC	Diff: 4.400 Exec: 8.750 ND: _____ Final: 13.150	5.400 6.500 _____ 11.900	5.000 7.400 _____ 12.400	4.800 7.950 -0.100 12.650		50.100
13	122	Melany Cabrera CHI	Diff: 5.000 Exec: 7.850 ND: _____ Final: 12.850	4.900 6.800 _____ 11.700	4.700 7.700 _____ 12.400	4.400 8.100 _____ 12.500		49.450
14	162	Nadine Joy Nathan SIN	Diff: 5.000 Exec: 8.600 ND: -0.300 Final: 13.300	3.600 7.300 _____ 10.900	5.000 7.150 _____ 12.150	5.100 7.200 _____ 12.300		48.650
15	128	Dayana Ardila COL	Diff: 5.300 Exec: 7.400 ND: -0.100 Final: 12.600	3.900 6.500 _____ 10.400	5.000 7.600 -0.100 12.500	5.600 6.600 _____ 12.200		47.700
	157	Mackenzie Slee NZL	Diff: 5.000 Exec: 9.050 ND: _____ Final: 14.050	2.700 5.550 _____ 8.250	5.400 7.150 _____ 12.550	5.000 7.650 -0.100 12.550		47.400
16	159	Valentina Brostella Arias PAN	Diff: 4.700 Exec: 8.250 ND: -0.100 Final: 12.850	3.500 5.500 _____ 9.000	4.700 6.650 _____ 11.350	4.700 7.700 _____ 12.400		45.600
	165	Qiyang Zeng SIN	Diff: 4.200 Exec: 8.400 ND: _____ Final: 12.600	4.500 6.050 _____ 10.550	4.200 7.750 _____ 11.950	4.000 6.500 _____ 10.500		45.600





2016 Pacific Rim Championships

Meet Results

Apr 8-10, 2016

Page: 4
Printed: 4/9/2016 8:53:33 PM

Women / SR
Session: W1,W2
Competition I / II

Rank	Num	Name						AA
		Country						
	139	Nim Yan Choi HKG	Diff: 4.400	1.800	—.—	—.—	—.—	
			Exec: 7.250	7.350	—.—	—.—	—.—	
			ND: —.—	—.—	—.—	—.—	—.—	
			Final: 11.650	9.150	—.—	—.—	—.—	20.800
21	135	Giulianna Pino Alcivar ECU	Diff: —.—	—.—	5.000	—.—	—.—	
			Exec: —.—	—.—	7.250	—.—	—.—	
			ND: —.—	—.—	—.—	—.—	—.—	
			Final: —.—	—.—	12.250	—.—	—.—	12.250
	141	Yan Yin Ng HKG	Diff: —.—	1.300	—.—	—.—	—.—	
			Exec: —.—	7.400	—.—	—.—	—.—	
			ND: —.—	-4.000	—.—	—.—	—.—	
			Final: —.—	4.700	—.—	—.—	—.—	4.700