

# 2018 Elite Team Cup







## Team Results

Mar 4, 2018

Page: 1  
Printed: 3/3/2018 7:26 PM

Men / JR / All

Session: 1

Rank	Gym	Team	Score						
1	Region 3	*	319.000	51.400 8	51.700 1	53.150 1	57.200 3T	53.950 1	51.600 1
	32	John Chou		13.350	13.650		14.050		
	31	Laz Barnhill		13.000	12.900		13.950	13.650	12.750
	35	Evan Davis		12.550	12.550	13.500	13.950	13.800	13.000
	36	Colt Walker		12.500		14.100	15.250		
	33	Ian Gunther			12.600	13.450		13.900	13.000
	34	Khalil Jackson				12.100		12.600	12.850
2	Region 1	*	312.600	53.700 1	48.100 5	52.400 4	57.200 3T	50.550 7	50.650 3
	13	Riley Loos		13.800	11.350		14.950		
	14	Brandon Nguyen		13.450	11.650		14.550	12.850	12.850
	15	Samuel Phillips		13.250	12.600	13.000	13.900	12.600	12.350
	16	Blake Wilson		13.200		12.900		12.550	12.850
	12	Brandon Briones			12.500	13.950		12.550	12.600
	11	Jeremy Bischoff				12.550	13.800		
3	Region 6	*	312.250	51.950 6	49.500 3	51.500 6T	56.300 6	52.900 3	50.100 4
	61	Matthew Cormier		13.400			14.200		12.150
	64	Jakob Murray		12.950			13.800	13.350	
	62	Liam Doherty-Herwitz		12.900	11.650	13.400	13.500	12.650	12.600
	63	Michael Fletcher		12.700	12.900	12.400		13.950	12.800
	66	Luke Smigliani			13.250	13.050			
	65	Antonio Sacchiero			11.700	12.650	14.800	12.950	12.550
4	Region 8	*	310.850	52.000 5	48.450 4	52.450 3	55.400 8	52.750 4	49.800 5T
	86	Adam Wooten		13.300		13.250	13.650		
	84	Kameron Nelson		13.100			14.050	12.700	
	82	Crew Bold		12.900	11.900	12.900	14.100	13.500	12.900
	85	David Willett		12.700	11.800	13.700		12.650	11.750
	81	Justin Ah Chow			12.500	12.600		13.900	13.000
	83	Evan Kriley			12.250		13.600		12.150
5	Region 7	*	310.300	51.900 7	51.050 2	51.050 8	57.400 2	51.250 6	47.650 8
	76	Khoi Young		13.400	13.550		14.100	13.500	11.850
	74	Michael Moran		13.300	12.500		14.650	12.400	
	75	Kevin Penev		12.650	12.800	13.200	14.450		11.650
	72	Donovan Hewitt		12.550		13.250	14.200	12.350	
	73	Cannon Johnson			12.200	12.450		13.000	11.950
	71	Collin Cunane				12.150			12.200

# 2018 Elite Team Cup

## Team Results






Mar 4, 2018

Page: 2

Printed: 3/3/2018 7:26 PM

Men / JR / All

Session: 1

Rank	Gym	Team	Score						
6	Region 9	*	307.800	52.200 2	45.200 8	51.600 5	58.100 1	49.700 9	51.000 2
	94	Vitaliy Guimaraes		13.500		13.250	14.450		12.300
	95	Logan Myers		13.050	11.050	12.600			12.550
	92	Taylor Burkhart		12.900		12.850	14.400	12.600	12.950
	93	Noah Giordano		12.750	11.300		14.250	12.850	
	91	Taylor Christopoulos			12.100	12.900		12.100	13.200
	96	Colin Wingrove			10.750		15.000	12.150	
7T	Region 5	*	304.700	50.800 9	45.850 7	51.500 6T	56.450 5	53.200 2	46.900 9
	51	Landen Blixt		13.200					12.450
	53	Paul Juda		13.050	11.200	13.950	14.300	14.400	11.250
	56	Dexter Roettker		12.300	12.000	12.250		12.550	
	55	Rithik Puri		12.250	11.300	12.200	13.950	12.400	12.250
	52	Michael Kogan			11.350		14.200		
	54	Curran Phillips				13.100	14.000	13.850	10.950
7T	Region 2	*	304.700	52.050 3T	46.400 6	52.650 2	52.500 9	51.300 5	49.800 5T
	26	Zachary Tiderman		13.350			13.450		12.550
	21	Spencer Goodell		13.200		13.350	13.150	12.900	13.150
	25	Nicolas Kuebler		13.100	13.000	12.950	12.950	12.750	12.150
	24	Sebastian Kane		12.400	11.750			13.400	
	22	Peyton Hobson			11.350	13.500	12.950	12.250	
	23	Troy Jenkins Jr			10.300	12.850			11.950
9	Region 4	*	297.200	52.050 3T	43.000 9	47.300 9	55.700 7	50.100 8	49.050 7
	42	Charlie Jerry		13.400	10.900		14.350		
	44	Noah Scigliano		12.950		11.800	13.350	12.550	12.300
	45	Carter Tope		12.900	11.200	12.350		12.950	11.800
	43	Samuel Metzler		12.800			13.850		
	46	Blake Wright			11.000	11.800		12.200	12.700
	41	Mitchell Conzemius			9.900	11.350	14.150	12.400	12.250