

# 2017 P&G Championships - Men Day 1

## Meet Results







Aug 17, 2017

Page: 1  
Printed: 8/17/2017 9:57:10 PM

Men / SR / Senior

Session: 2M

Judge's Signatures

Rank	Num	Name	Gym							AA
1	4	Yul Moldauer	Univ Oklahoma	Diff: 5.800	5.600	5.700	5.200	6.100	5.100	
				Exec: 8.750	8.550	9.150	9.400	8.600	8.700	
				ND: _____	_____	_____	_____	_____	_____	
				Final: 14.550	14.150	14.850	14.600	14.700	13.800	86.650
				Place: 2T	5	3T	4	1*	5*	1
2	27	Akash Modi	Stanford Univ	Diff: 5.700	5.900	5.700	5.200	6.100	5.800	
				Exec: 8.550	6.850	8.900	9.100	8.600	8.400	
				ND: _____	_____	_____	-0.100	_____	_____	
				Final: 14.250	12.750	14.600	14.200	14.700	14.200	84.700
				Place: 6T	19T	7	9	1*	1	2
3	1	Allan Bower	Univ Oklahoma	Diff: 5.200	6.100	5.600	5.200	5.600	5.300	
				Exec: 8.850	7.850	8.700	9.200	8.650	8.200	
				ND: _____	_____	_____	_____	_____	_____	
				Final: 14.050	13.950	14.300	14.400	14.250	13.500	84.450
				Place: 10	7	8	7T	6	11T	3
4	29	Donnell Whittenburg	U.S.O.T.C.	Diff: 6.400	5.600	6.100	5.600	6.300	5.700	
				Exec: 8.000	7.300	8.900	8.900	8.150	7.600	
				ND: -0.100	_____	_____	-0.100	_____	_____	
				Final: 14.300	12.900	15.000	14.400	14.450	13.300	84.350
				Place: 5	14T	1	7T	3	13T	4
5	33	Colin VanWicklen	Univ Oklahoma	Diff: 5.600	4.500	4.800	5.600	5.200	5.500	
				Exec: 9.000	8.400	9.200	9.200	8.400	8.550	
				ND: _____	_____	_____	_____	_____	_____	
				Final: 14.600	12.900	14.000	14.800	13.600	14.050	83.950
				Place: 1	14T	13	1	11T	2T	5
6	3	Donothan Bailey	U.S.O.T.C.	Diff: 5.700	6.200	5.600	5.200	5.800	5.400	
				Exec: 7.350	8.650	8.650	9.250	7.550	8.250	
				ND: _____	_____	_____	_____	_____	_____	
				Final: 13.050	14.850	14.250	14.450	13.350	13.650	83.600
				Place: 25	2	9	6	15T	9	6
7	49	Sean Melton	Ohio State	Diff: 5.400	4.200	6.100	5.600	5.300	5.100	
				Exec: 8.800	9.050	7.950	7.800	9.000	8.700	
				ND: _____	_____	_____	-0.100	_____	_____	
				Final: 14.200	13.250	14.050	13.300	14.300	13.800	82.900
				Place: 9	10	11T	22T	5	5*	7
8	36	Kanji Oyama	U.S.O.T.C.	Diff: 5.700	4.700	5.400	5.600	5.300	4.900	
				Exec: 8.100	8.300	8.800	9.100	8.500	7.950	
				ND: _____	_____	_____	_____	_____	_____	
				Final: 13.800	13.000	14.200	14.700	13.800	12.850	82.350
				Place: 15	12	10	2T	8	20	8
9	14	Trevor Howard	Ohio State	Diff: 5.400	4.100	5.900	5.200	5.400	5.000	
				Exec: 8.300	8.350	8.850	8.800	8.100	8.500	
				ND: _____	_____	_____	_____	_____	_____	
				Final: 13.700	12.450	14.750	14.000	13.500	13.500	81.900
				Place: 16T	23	5	10*	14	11T	9
10	38	Alex Powarzynski	Univ Oklahoma	Diff: 5.300	4.300	5.200	5.200	5.500	5.000	
				Exec: 8.300	8.100	8.850	9.300	8.650	7.800	
				ND: _____	_____	_____	_____	_____	_____	
				Final: 13.600	12.400	14.050	14.500	14.150	12.800	81.500
				Place: 18	24	11T	5	7	21T	10







# 2017 P&G Championships - Men Day 1

## Meet Results

Aug 17, 2017

Page: 2  
Printed: 8/17/2017 9:57:10 PM







Men / SR / Senior  
Session: 2M

Rank	Num	Name	Gym							AA
11	7	Alec Yoder	Ohio State	Diff: 5.200	6.200	5.000	5.200	5.000	5.200	
				Exec: 8.800	7.600	8.250	7.800	8.700	8.050	
				ND: _____	_____	_____	_____	_____	_____	
				Final: 14.000	13.800	13.250	13.000	13.700	13.250	81.000
				Place: 11	8	21	25	9T	15	11
12	34	Matthew Wenske	Univ Oklahoma	Diff: 5.600	4.000	5.000	5.600	5.100	4.400	
				Exec: 8.650	8.200	8.700	8.550	8.600	8.500	
				ND: _____	_____	_____	-0.300	_____	_____	
				Final: 14.250	12.200	13.700	13.850	13.700	12.900	80.600
				Place: 6T	25	17	14T	9T	19	12
13	43	Kiwan Watts	Above the Bar	Diff: 5.500	4.900	5.100	4.800	5.200	4.700	
				Exec: 7.800	7.850	8.700	9.200	8.050	8.350	
				ND: _____	_____	_____	_____	_____	_____	
				Final: 13.300	12.750	13.800	14.000	13.250	13.050	80.150
				Place: 23	19T	15*	10T	17	18	13
14	28	Marvin Kimble	Salto Gymnastics	Diff: 5.400	6.400	5.900	5.200	5.500	6.000	
				Exec: 6.600	8.250	9.050	8.300	5.000	8.000	
				ND: _____	_____	_____	_____	_____	_____	
				Final: 12.000	14.650	14.950	13.500	10.500	14.000	79.600
				Place: 27	4	2	20T	26	4	14
15	8	Christopher Stephenson	Univ Nebraska	Diff: 5.400	4.700	4.400	4.800	5.500	4.900	
				Exec: 8.950	8.150	9.200	7.700	7.250	8.300	
				ND: _____	_____	_____	_____	0.300	_____	
				Final: 14.350	12.850	13.600	12.500	13.050	13.200	79.550
				Place: 4	17T	18	26	18T	16	15
16	20	Shane Wiskus	Univ Minnesota	Diff: 5.600	5.000	5.000	5.200	5.100	5.300	
				Exec: 8.000	7.950	8.500	8.850	7.000	8.250	
				ND: -0.100	_____	_____	-0.300	_____	_____	
				Final: 13.500	12.950	13.500	13.750	12.100	13.550	79.350
				Place: 20	13	19	18	24	10	16
17	41	Jalon Stephens	Univ Minnesota	Diff: 5.200	4.100	5.100	4.800	5.400	5.400	
				Exec: 8.450	6.400	7.750	9.000	7.950	8.400	
				ND: -0.100	_____	_____	_____	_____	_____	
				Final: 13.550	10.500	12.850	13.800	13.350	13.800	77.850
				Place: 19	27	23	16T	15T	5T	17
18	32	Cameron Bock	U.S.O.T.C.	Diff: 5.800	5.200	5.200	5.200	5.800	4.800	
				Exec: 7.200	7.450	8.750	8.600	7.800	6.000	
				ND: _____	_____	_____	-0.100	_____	_____	
				Final: 13.000	12.650	13.950	13.700	13.600	10.800	77.700
				Place: 26	21	14	19	11T	27	18
19	10	Jordan Kovach	Bart Conner	Diff: 5.000	3.100	4.700	4.400	4.600	4.600	
				Exec: 8.150	5.550	8.600	8.900	7.900	7.150	
				ND: _____	_____	_____	-0.100	_____	-0.300	
				Final: 13.150	8.650	13.300	13.200	12.500	11.450	72.250
				Place: 24	30	20	24	23	26	19
20	44	Anthony McCallum II	Univ Michigan	Diff: 5.500	4.300	5.100	5.600	5.200	4.700	
				Exec: 7.950	5.300	8.700	8.000	6.700	5.400	
				ND: _____	_____	_____	-0.300	_____	_____	
				Final: 13.450	9.600	13.800	13.300	11.900	10.100	72.150
				Place: 21*	29	15*	22T	25	28	20

# 2017 P&G Championships - Men Day 1

## Meet Results

Aug 17, 2017

Rank	Num	Name	Gym	Diff							AA
21	48	Adrian De Los Angeles	U.S.O.T.C.	Diff: 5.300	5.100	___	5.200	5.000	4.700		
				Exec: 8.550	7.750	___	8.800	7.600	8.600		
				ND: ___	___	___	___	___	___		
				Final: 13.850	12.850	___	14.000	12.600	13.300	66.600	
				Place: 14	17T	24*	10*	22	13T	21	
22	35	Sean Neighbarger	Ohio State	Diff: 5.500	___	4.400	5.200	4.800	4.300		
				Exec: 8.450	___	8.750	8.900	8.250	8.100		
				ND: ___	___	___	-0.100	___	___		
				Final: 13.950	___	13.150	14.000	13.050	12.400	66.550	
				Place: 12	31*	22	10T	18T	24	22	
23	13	Eddie Penev	U.S.O.T.C.	Diff: 6.100	5.000	___	5.200	___	5.000		
				Exec: 8.450	7.900	___	9.500	___	8.100		
				ND: ___	___	___	___	___	___		
				Final: 14.550	12.900	___	14.700	___	13.100	55.250	
				Place: 2T	14T	24*	2T	27*	17	23	
24	2	Chandler Eggleston	Univ Illinois	Diff: 5.400	___	___	4.800	4.800	5.400		
				Exec: 8.500	___	___	8.800	8.050	8.300		
				ND: ___	___	___	-0.100	___	___		
				Final: 13.900	___	___	13.500	12.850	13.700	53.950	
				Place: 13	31*	24*	20T	20	8	24	
25	15	Kyle King	Univ Nebraska	Diff: 5.500	4.800	___	5.200	___	4.400		
				Exec: 7.950	5.250	___	8.600	___	8.350		
				ND: ___	___	___	___	___	___		
				Final: 13.450	10.050	___	13.800	___	12.750	50.050	
				Place: 21*	28	24*	16T	27*	23	25	
26	31	Zack Mollett	Sun Devil	Diff: 5.200	4.600	___	___	4.400	___		
				Exec: 8.500	7.950	___	___	8.300	___		
				ND: ___	___	___	___	___	___		
				Final: 13.700	12.550	___	___	12.700	___	38.950	
				Place: 16T	22	24*	27*	21	29*	26	
27	18	Antonio Castro	Univ Nebraska	Diff: ___	4.700	___	4.800	___	4.600		
				Exec: ___	8.350	___	9.050	___	7.250		
				ND: ___	___	___	___	___	___		
				Final: ___	13.050	___	13.850	___	11.850	38.750	
				Place: 28*	11	24*	14T	27*	25	27	
28	17	Alex Naddour	USA Youth Fitness	Diff: ___	6.400	5.900	___	___	___		
				Exec: ___	8.900	8.800	___	___	___		
				ND: ___	___	___	___	___	___		
				Final: ___	15.300	14.700	___	___	___	30.000	
				Place: 28*	1	6	27*	27*	29*	28	
29	22	Sam Mikulak	U.S.O.T.C.	Diff: ___	5.900	___	___	___	6.100		
				Exec: ___	8.850	___	___	___	8.450		
				ND: ___	___	___	___	___	-0.500		
				Final: ___	14.750	___	___	___	14.050	28.800	
				Place: 28*	3	24*	27*	27*	2T	29	
30	42	Jordan Valdez	Univ Minnesota	Diff: ___	___	___	___	5.500	5.500		
				Exec: ___	___	___	___	8.900	7.300		
				ND: ___	___	___	___	___	___		
				Final: ___	___	___	___	14.400	12.800	27.200	
				Place: 28*	31*	24*	27*	4	21T	30	

# 2017 P&G Championships - Men Day 1

## Meet Results







Aug 17, 2017

Page: 4

Printed: 8/17/2017 9:57:10 PM

Men / SR / Senior

Session: 2M

Rank	Num	Name	Gym							AA	
31	12	Michael Reid	Southlake	Diff: . . . . .	5.800	. . . . .	. . . . .	5.400	. . . . .		
				Exec: . . . . .	7.550	. . . . .	. . . . .	8.150	. . . . .		
				ND: . . . . .		. . . . .	. . . . .		. . . . .		
				Final: . . . . .	13.350	. . . . .	. . . . .	13.550	. . . . .	26.900	
				Place: . . . . .	28*	9	24*	27*	13	29*	31
32	46	Michael Wilner	Gym Spot	Diff: . . . . .	. . . . .	6.000	. . . . .	. . . . .	. . . . .		
				Exec: . . . . .	. . . . .	8.850	. . . . .	. . . . .	. . . . .		
				ND: . . . . .	. . . . .	. . . . .	. . . . .	. . . . .	. . . . .		
				Final: . . . . .	. . . . .	14.850	. . . . .	. . . . .	. . . . .	14.850	
				Place: . . . . .	28*	31*	3T	27*	27*	29*	32
33	5	Austin Epperson	Univ Nebraska	Diff: 5.400	. . . . .	. . . . .	. . . . .	. . . . .	. . . . .		
				Exec: 8.850	. . . . .	. . . . .	. . . . .	. . . . .	. . . . .		
				ND: . . . . .	. . . . .	. . . . .	. . . . .	. . . . .	. . . . .		
				Final: 14.250	. . . . .	. . . . .	. . . . .	. . . . .	. . . . .	14.250	
				Place: . . . . .	6T	31*	24*	27*	27*	29*	33
34	6	Stephen Nedoroscik	Penn State	Diff: . . . . .	5.800	. . . . .	. . . . .	. . . . .	. . . . .		
				Exec: . . . . .	8.300	. . . . .	. . . . .	. . . . .	. . . . .		
				ND: . . . . .	. . . . .	. . . . .	. . . . .	. . . . .	. . . . .		
				Final: . . . . .	14.100	. . . . .	. . . . .	. . . . .	. . . . .	14.100	
				Place: . . . . .	28*	6	24*	27*	27*	29*	34
35	11	Brandon Ngai	Univ Illinois	Diff: . . . . .	5.100	. . . . .	. . . . .	. . . . .	. . . . .		
				Exec: . . . . .	6.350	. . . . .	. . . . .	. . . . .	. . . . .		
				ND: . . . . .	. . . . .	. . . . .	. . . . .	. . . . .	. . . . .		
				Final: . . . . .	11.450	. . . . .	. . . . .	. . . . .	. . . . .	11.450	
				Place: . . . . .	28*	26	24*	27*	27*	29*	35