

2017 Mens JO Finals

Meet Results - Multi



May 13-14, 2017

Page: 1
Printed: 5/14/2017 12:06:58 PM

Men / 9 / 14 years

Session: 099

Judge's Signatures

Rank	Num	Name/Gym								AA
1	9166	Dallas Hale WOGA	Prelims Finals	14.150 9.550	14.300 8.650	14.650 9.850	12.150 9.450	14.200 9.800	12.700 9.500	82.150 56.800
				<u>Combined Total:</u>						<u>138.950</u>
2	9316	Nicolas Kuebler Metropolitan	Prelims Finals	14.050 9.150	13.500 9.700	14.200 9.650	13.350 9.250	12.700 9.300	13.150 9.400	80.950 56.450
				<u>Combined Total:</u>						<u>137.400</u>
3	9305	Isaiah Drake Gymnastics Olympica	Prelims Finals	13.950 9.250	12.800 9.150	14.050 9.600	13.700 9.650	13.150 9.500	13.100 9.300	80.750 56.450
				<u>Combined Total:</u>						<u>137.200</u>
4	9292	Taylor Burkhart 5280 Gymnastics	Prelims Finals	14.200 9.800	13.250 8.000	13.550 9.600	13.650 9.900	13.000 9.000	13.450 9.300	81.100 55.600
				<u>Combined Total:</u>						<u>136.700</u>
5	9323	Khoi Young Sportsplex	Prelims Finals	14.150 9.750	12.800 9.750	13.100 8.850	13.700 9.550	12.550 9.000	12.750 9.300	79.050 56.200
				<u>Combined Total:</u>						<u>135.250</u>
6	9319	Raydel Gamboa North Valley	Prelims Finals	13.700 9.750	11.700 9.000	14.150 9.650	13.750 9.650	11.550 9.750	12.950 9.300	77.800 57.100
				<u>Combined Total:</u>						<u>134.900</u>
7	9308	Fuzzy Benas Houston Gymnastics	Prelims Finals	14.000 9.100	13.300 8.300	14.000 9.900	11.500 9.100	13.400 9.850	12.400 9.250	78.600 55.500
				<u>Combined Total:</u>						<u>134.100</u>
8	9300	Brandon Nguyen Elevate	Prelims Finals	12.450 9.600	11.950 8.750	13.650 8.800	14.150 9.400	13.800 9.700	12.500 9.250	78.500 55.500
				<u>Combined Total:</u>						<u>134.000</u>
9	9167	Cameron Lee WOGA	Prelims Finals	13.950 8.900	12.850 8.800	14.250 9.500	12.400 9.400	12.300 9.150	12.800 9.250	78.550 55.000
				<u>Combined Total:</u>						<u>133.550</u>
10	9293	Noah Giordano 5280 Gymnastics	Prelims Finals	13.600 9.600	12.300 8.600	13.100 9.350	13.350 9.450	13.150 8.600	12.300 9.400	77.800 55.000
				<u>Combined Total:</u>						<u>132.800</u>
11T	9168	Javier Alfonso Universal - FL	Prelims Finals	13.450 9.700	10.700 8.950	13.150 9.350	13.100 9.200	13.650 9.550	12.850 9.000	76.900 55.750
				<u>Combined Total:</u>						<u>132.650</u>
11T	9313	Cody Troha Lake Shore Academy	Prelims Finals	13.200 8.900	11.650 9.150	12.950 9.500	12.750 9.700	13.900 9.350	12.400 9.200	76.850 55.800
				<u>Combined Total:</u>						<u>132.650</u>
13	9324	Aleksandr Kuzmenchuk Paragon - VA	Prelims Finals	13.300 9.350	12.500 9.400	12.900 9.000	12.550 8.850	13.650 9.300	12.500 8.900	77.400 54.800
				<u>Combined Total:</u>						<u>132.200</u>
14	9314	Matthew Cormier Mass Elite	Prelims Finals	14.150 9.200	11.500 8.900	13.500 8.500	13.150 9.400	12.750 9.350	12.650 8.700	77.700 54.050
				<u>Combined Total:</u>						<u>131.750</u>



2017 Mens JO Finals

Meet Results - Multi

May 13-14, 2017

Page: 2
Printed: 5/14/2017 12:06:58 PM

Men / 9 / 14 years
Session: 099

Rank	Num	Name/Gym								AA
15	9320	Joseph Joey Pepe North Valley	Prelims Finals	13.600 9.550	10.300 8.800	12.100 9.000	13.150 9.250	13.550 9.800	12.700 9.200	75.400 55.600
				<u>Combined Total:</u>						<u>131.000</u>
16	9312	Rithik Puri Lake Shore Academy	Prelims Finals	13.000 8.850	12.000 8.750	13.800 9.200	12.450 9.500	12.850 9.200	12.350 9.000	76.450 54.500
				<u>Combined Total:</u>						<u>130.950</u>
17	9294	Kyler Hartley 5280 Gymnastics	Prelims Finals	13.200 8.700	13.450 9.900	13.100 9.450	11.300 9.350	13.300 8.700	11.000 8.550	75.350 54.650
				<u>Combined Total:</u>						<u>130.000</u>
18	9315	Dante Hays Metropolitan	Prelims Finals	13.300 9.450	11.800 9.150	12.600 9.450	13.100 9.600	12.950 8.100	11.050 8.950	74.800 54.700
				<u>Combined Total:</u>						<u>129.500</u>
19	9296	Matthew Krall Cal Sports- Race St.	Prelims Finals	12.450 9.100	11.800 9.450	13.350 8.600	12.900 9.100	12.300 9.500	11.400 8.900	74.200 54.650
				<u>Combined Total:</u>						<u>128.850</u>
20	9298	Oliver Zavela Crenshaw's	Prelims Finals	13.350 9.400	11.700 8.300	13.250 8.600	12.200 9.600	12.100 9.100	11.850 8.950	74.450 53.950
				<u>Combined Total:</u>						<u>128.400</u>
21	9169	Tyler Shimizu WCOGA	Prelims Finals	13.400 9.200	10.450 9.450	13.100 8.800	11.600 9.350	12.350 9.100	12.450 8.900	73.350 54.800
				<u>Combined Total:</u>						<u>128.150</u>
22	9321	Zachary Tiderman OMEGA - OR	Prelims Finals	13.500 9.350	11.800 7.400	12.400 8.400	13.450 9.700	12.200 8.250	12.600 8.750	75.950 51.850
				<u>Combined Total:</u>						<u>127.800</u>
23	9325	Kealoha Yamaguchi SCATS - HB	Prelims Finals	12.800 8.850	11.400 8.800	12.650 8.700	11.950 9.450	13.050 9.350	11.650 8.950	73.500 54.100
				<u>Combined Total:</u>						<u>127.600</u>
24	9304	Nathanael Wolters GymJam	Prelims Finals	12.650 8.350	12.550 9.100	11.800 7.450	12.200 9.500	12.950 9.200	12.250 9.500	74.400 53.100
				<u>Combined Total:</u>						<u>127.500</u>
25	9303	Jadon Roberson GymJam	Prelims Finals	13.200 8.850	11.900 8.450	13.100 9.000	12.400 9.150	13.100 8.250	11.300 8.650	75.000 52.350
				<u>Combined Total:</u>						<u>127.350</u>
26	9238	Justin Smith Sun Country	Prelims Finals	13.100 9.000	12.500 7.950	12.400 8.600	11.750 9.150	11.750 8.600	12.300 8.550	73.800 51.850
				<u>Combined Total:</u>						<u>125.650</u>
27	9318	Syam Buradagunta NEAG	Prelims Finals	13.150 8.850	12.200 8.350	12.850 8.550	12.900 9.300	12.100 7.250	11.500 8.400	74.700 50.700
				<u>Combined Total:</u>						<u>125.400</u>
28	9299	Benjamin Brown-Proctor Daggett's	Prelims Finals	12.400 8.750	10.500 8.700	12.600 9.100	11.750 9.000	13.200 8.700	12.000 8.300	72.450 52.550
				<u>Combined Total:</u>						<u>125.000</u>


2017 Mens JO Finals

Meet Results - Multi

May 13-14, 2017

Page: 3
Printed: 5/14/2017 12:06:58 PM

Men / 9 / 14 years
Session: 099

Rank	Num	Name/Gym								AA
29	9307	Michael Artlip Houston Gymnastics	Prelims Finals	13.850 9.200	11.500 6.900	12.100 7.900	13.400 8.850	12.450 7.850	11.750 8.700	75.050 49.400
				<u>Combined Total:</u>						<u>124.450</u>
30	9301	Brigham Frentheway Frontier	Prelims Finals	12.950 9.300	9.800 7.300	13.400 9.350	11.600 9.000	12.550 8.900	11.350 8.750	71.650 52.600
				<u>Combined Total:</u>						<u>124.250</u>
31	9264	Sergey Popov Mass Elite	Prelims Finals	13.300 9.150	10.000 8.100	12.900 8.550	12.300 9.350	13.150 8.150	11.250 7.900	72.900 51.200
				<u>Combined Total:</u>						<u>124.100</u>
32	9317	Ari Bekker Michigan Academy	Prelims Finals	13.500 8.450	10.900 7.550	12.950 8.350	10.750 9.150	12.500 9.100	12.050 8.550	72.650 51.150
				<u>Combined Total:</u>						<u>123.800</u>
33	9297	Logan McKeown Crenshaw's	Prelims Finals	12.600 8.450	10.550 8.000	12.550 8.700	12.250 9.350	12.250 8.700	11.200 8.950	71.400 52.150
				<u>Combined Total:</u>						<u>123.550</u>
34	9310	Andrew Overman KMC	Prelims Finals	12.750 8.600	9.900 8.200	12.150 8.400	12.500 9.250	12.750 8.250	11.600 8.800	71.650 51.500
				<u>Combined Total:</u>						<u>123.150</u>
35	9295	Carter Cochardo Blaze Gymnastics	Prelims Finals	12.450 8.900	12.100 8.300	12.500 8.400	11.300 9.150	11.800 7.950	11.550 8.300	71.700 51.000
				<u>Combined Total:</u>						<u>122.700</u>
36	9306	Zachary Patrick Gymstrada	Prelims Finals	12.900 8.950	8.850 8.750	12.400 8.400	11.750 9.150	12.750 8.600	11.600 8.400	70.250 52.250
				<u>Combined Total:</u>						<u>122.500</u>
37	9322	William Harrington Orlando Metro	Prelims Finals	12.500 9.100	11.050 7.150	12.200 8.200	12.850 9.050	11.500 7.900	11.150 8.600	71.250 50.000
				<u>Combined Total:</u>						<u>121.250</u>
38	9254	Andrew Layman Denali Gymnastics	Prelims Finals	13.350 8.800	9.300 7.350	12.400 7.500	13.000 9.600	11.750 8.250	11.450 7.900	71.250 49.400
				<u>Combined Total:</u>						<u>120.650</u>
39	9302	Jordan Roberto Gym World - OH	Prelims Finals	11.650 8.600	11.750 9.250	11.300 7.850	12.700 9.100	11.450 8.100	9.100 8.550	67.950 51.450
				<u>Combined Total:</u>						<u>119.400</u>
40	9183	Charlie Miles Thornton's	Prelims Finals	0.000 0.000	9.300 9.150	12.700 9.000	11.250 0.000	12.200 8.750	10.200 9.150	55.650 36.050
				<u>Combined Total:</u>						<u>91.700</u>
41	9311	Tegshmurun Jamiyankhuu Lake Shore Academy	Prelims Finals	0.000 0.000	12.600 8.400	11.850 8.200	0.000 0.000	11.250 9.100	10.950 9.350	46.650 35.050
				<u>Combined Total:</u>						<u>81.700</u>
42	9309	Dylan Thomas Houston Gymnastics	Prelims Finals	0.000 0.000	— 0.000	— 0.000	— 0.000	— 0.000	— 0.000	0.000 0.000
				<u>Combined Total:</u>						<u>0.000</u>