

2017 Mens JO Finals

Meet Results - Multi

May 13-14, 2017

Page: 1
Printed: 5/14/2017 12:06:50 PM

Men / 8 / 12 years

Session: 098

Judge's Signatures

Rank	Num	Name/Gym								AA
1	8292	Joshua Karnes Lakettes	Prelims Finals	14.250 9.650	13.750 9.450	14.550 9.900	13.200 9.150	13.250 9.750	13.200 9.650	82.200 57.550
				<u>Combined Total:</u>						<u>139.750</u>
2	8275	Caden Clinton Cypress Academy	Prelims Finals	13.200 9.100	14.000 9.600	13.850 9.850	12.500 9.200	13.800 9.600	12.800 8.950	80.150 56.300
				<u>Combined Total:</u>						<u>136.450</u>
3	8293	Sebastian Kane Metropolitan	Prelims Finals	13.900 9.300	13.150 9.300	13.050 9.500	12.700 9.000	13.700 9.650	13.150 9.300	79.650 56.050
				<u>Combined Total:</u>						<u>135.700</u>
4	8274	Tanner Braunton Cypress Academy	Prelims Finals	13.500 9.400	13.800 9.350	13.600 9.300	13.150 9.300	13.150 9.300	11.850 9.050	79.050 55.700
				<u>Combined Total:</u>						<u>134.750</u>
5	8283	Arun Chhetri Gymnastics Olympica	Prelims Finals	12.600 9.200	13.300 9.700	13.100 9.750	11.800 8.850	13.500 9.050	12.850 9.550	77.150 56.100
				<u>Combined Total:</u>						<u>133.250</u>
6	8307	Tas Hajdu VSSG	Prelims Finals	13.350 9.150	13.700 9.450	12.850 9.400	12.500 9.300	12.650 9.300	11.950 9.550	77.000 56.150
				<u>Combined Total:</u>						<u>133.150</u>
7	8266	Jayson Flack 5280 Gymnastics	Prelims Finals	13.150 9.000	12.800 9.200	13.250 9.000	13.050 9.350	12.250 9.150	13.150 9.400	77.650 55.100
				<u>Combined Total:</u>						<u>132.750</u>
8	8302	Kristian Grahovski RGA	Prelims Finals	12.550 8.350	14.150 9.350	12.600 9.550	12.500 8.750	13.300 9.450	12.850 8.950	77.950 54.400
				<u>Combined Total:</u>						<u>132.350</u>
9	8272	Will Fleck Capital - VA	Prelims Finals	12.050 9.000	13.400 8.700	13.450 9.200	12.650 8.950	12.950 9.550	12.500 9.650	77.000 55.050
				<u>Combined Total:</u>						<u>132.050</u>
10	8290	David Shamah Kennett	Prelims Finals	12.600 9.100	13.250 9.450	12.600 9.400	12.300 9.150	12.900 8.950	12.700 9.150	76.350 55.200
				<u>Combined Total:</u>						<u>131.550</u>
11	8287	Lucas Daniels Hocking Valley	Prelims Finals	12.500 7.200	13.500 9.550	12.550 8.800	13.600 9.150	13.000 9.500	12.000 8.500	77.150 52.700
				<u>Combined Total:</u>						<u>129.850</u>
12	8296	Reece Landsperger New Hampshire	Prelims Finals	12.700 8.700	11.950 8.500	13.550 9.600	11.850 8.650	14.000 9.800	11.650 8.800	75.700 54.050
				<u>Combined Total:</u>						<u>129.750</u>
13	8294	Pierce Wolfgang Montgomery County	Prelims Finals	13.400 9.150	12.450 9.450	13.000 9.150	11.700 8.600	13.000 9.350	12.300 7.900	75.850 53.600
				<u>Combined Total:</u>						<u>129.450</u>
14	8308	Drake Andrews WOGA	Prelims Finals	13.100 8.650	13.250 9.100	12.750 8.800	12.150 9.150	12.250 8.850	12.100 8.550	75.600 53.100
				<u>Combined Total:</u>						<u>128.700</u>




2017 Mens JO Finals

Meet Results - Multi

May 13-14, 2017

Page: 2
Printed: 5/14/2017 12:06:50 PM

Men / 8 / 12 years
Session: 098

Rank	Num	Name/Gym								AA
15T	8284	Zachary Smollin Gymnastics Olympica	Prelims Finals	12.900 9.100	12.150 8.600	12.800 8.400	12.300 9.050	12.400 8.900	12.850 8.950	75.400 53.000
				<u>Combined Total:</u>						<u>128.400</u>
15T	8304	Sasha Malinkine Salto - WI	Prelims Finals	13.300 8.150	13.200 9.550	13.150 9.100	10.800 9.000	12.800 9.000	11.700 8.650	74.950 53.450
				<u>Combined Total:</u>						<u>128.400</u>
17	8300	Brendan Strom Platinum	Prelims Finals	13.200 8.550	13.300 9.050	12.300 7.850	12.200 8.750	12.850 9.250	11.700 9.350	75.550 52.800
				<u>Combined Total:</u>						<u>128.350</u>
18	8305	Jaxon Mitchell Star Center	Prelims Finals	11.900 9.100	12.250 8.400	12.400 9.250	12.450 9.250	12.750 9.600	12.100 8.500	73.850 54.100
				<u>Combined Total:</u>						<u>127.950</u>
19	8309	Maxim Bereznev Zenit Gymnastics	Prelims Finals	13.600 8.800	12.350 8.800	12.600 8.600	11.500 9.050	12.350 9.300	11.950 8.650	74.350 53.200
				<u>Combined Total:</u>						<u>127.550</u>
20	8269	Emmit Glover All American - UT	Prelims Finals	12.550 9.400	12.950 9.300	12.750 9.400	11.050 8.900	11.900 9.250	11.250 8.800	72.450 55.050
				<u>Combined Total:</u>						<u>127.500</u>
21	8288	Landon Benas Houston Gymnastics	Prelims Finals	11.550 8.700	13.750 9.800	12.600 9.050	11.750 8.500	11.350 9.400	11.550 8.700	72.550 54.150
				<u>Combined Total:</u>						<u>126.700</u>
22	8277	Garrett Schooley EVO Gymnastics	Prelims Finals	12.550 8.150	12.900 9.100	12.400 9.200	11.550 8.950	13.000 7.350	12.550 8.650	74.950 51.400
				<u>Combined Total:</u>						<u>126.350</u>
23	8282	Alexander Tapanes FGTC	Prelims Finals	11.850 8.800	12.750 8.750	12.350 8.400	11.450 8.800	13.000 8.800	12.850 8.200	74.250 51.750
				<u>Combined Total:</u>						<u>126.000</u>
24	8291	Mitchell Mularski LaFleur's - WI	Prelims Finals	11.900 8.900	12.300 9.500	12.600 8.050	11.450 8.950	12.450 9.150	11.150 9.150	71.850 53.700
				<u>Combined Total:</u>						<u>125.550</u>
25	8286	Aiden Bennett Hocking Valley	Prelims Finals	11.100 8.500	13.000 9.300	12.800 9.000	11.600 8.900	11.800 9.100	12.200 8.150	72.500 52.950
				<u>Combined Total:</u>						<u>125.450</u>
26	8298	Justin Walraven OKC Gymnastics	Prelims Finals	12.850 8.900	13.200 9.100	12.400 8.500	12.750 8.750	11.700 8.050	11.500 7.500	74.400 50.800
				<u>Combined Total:</u>						<u>125.200</u>
27	8273	Danilo Viciano Cartersville Twister	Prelims Finals	12.650 8.750	12.400 8.900	12.600 8.450	10.400 8.550	12.450 8.750	12.600 8.400	73.100 51.800
				<u>Combined Total:</u>						<u>124.900</u>
28	8289	Kyle Walchuk KMC	Prelims Finals	11.800 8.500	13.500 9.300	12.350 8.750	10.650 8.450	12.750 8.900	11.300 8.150	72.350 52.050
				<u>Combined Total:</u>						<u>124.400</u>

2017 Mens JO Finals

Meet Results - Multi






May 13-14, 2017

Page: 3

Printed: 5/14/2017 12:06:50 PM

Men / 8 / 12 years

Session: 098

Rank	Num	Name/Gym								AA
29	8271	Matthew Navarro Cal Sports - GO	Prelims Finals	12.650 8.200	11.850 8.900	12.500 9.000	11.150 9.000	12.950 7.650	12.250 8.100	73.350 50.850
				<u>Combined Total:</u>						<u>124.200</u>
30	8301	Drew Mitchell Queen City	Prelims Finals	12.750 8.700	12.050 8.000	12.500 8.850	12.350 8.950	11.750 8.500	11.350 8.150	72.750 51.150
				<u>Combined Total:</u>						<u>123.900</u>
31	8295	Andrew DAgostino New Era	Prelims Finals	12.450 8.000	12.600 9.000	12.250 7.950	11.850 8.450	12.400 8.700	11.800 8.100	73.350 50.200
				<u>Combined Total:</u>						<u>123.550</u>
32	8276	Josef Motoki ENA Paramus	Prelims Finals	12.600 8.950	11.450 9.350	12.350 8.550	11.150 8.850	13.200 8.950	9.200 8.850	69.950 53.500
				<u>Combined Total:</u>						<u>123.450</u>
33	8270	Dylan Tu American - CT	Prelims Finals	12.400 8.600	11.600 9.200	12.400 8.300	11.150 8.500	12.800 8.100	11.300 8.450	71.650 51.150
				<u>Combined Total:</u>						<u>122.800</u>
34	8303	Chase Davenport-Mills Roswell Gymnastics	Prelims Finals	13.000 8.800	12.600 9.100	11.750 7.850	11.950 9.000	12.600 7.400	10.450 8.100	72.350 50.250
				<u>Combined Total:</u>						<u>122.600</u>
35	8268	Dreyasin Wyman AirTime	Prelims Finals	12.150 8.500	13.250 9.550	12.700 8.000	10.400 8.550	11.950 7.750	11.400 8.250	71.850 50.600
				<u>Combined Total:</u>						<u>122.450</u>
36	8278	Carter Kim Eagle Gymnastics	Prelims Finals	12.100 8.200	11.200 8.350	11.950 8.650	11.600 8.850	11.950 8.500	11.500 8.500	70.300 51.050
				<u>Combined Total:</u>						<u>121.350</u>
37	8306	Charley Thompson Ultimate - IL	Prelims Finals	11.850 9.150	12.250 8.250	12.250 8.850	11.650 8.500	9.900 7.200	11.900 9.000	69.800 50.950
				<u>Combined Total:</u>						<u>120.750</u>
38	8267	Jason Schuck Above the Bar - TX	Prelims Finals	12.100 8.150	12.000 9.450	12.300 9.050	10.850 9.300	10.900 7.900	9.650 7.650	67.800 51.500
				<u>Combined Total:</u>						<u>119.300</u>
39	8212	Caden Severtson Avant Coeur	Prelims Finals	12.550 8.200	12.100 8.700	11.850 7.600	11.050 8.400	11.750 7.950	10.450 7.050	69.750 47.900
				<u>Combined Total:</u>						<u>117.650</u>
40	8279	Jaxon Clapper Edge Gymnastics	Prelims Finals	10.350 7.850	12.400 9.050	9.950 7.900	11.000 8.850	11.100 8.650	11.400 8.150	66.200 50.450
				<u>Combined Total:</u>						<u>116.650</u>
41	8280	Ryan Crockett Elevate	Prelims Finals	11.900 7.700	12.900 8.200	11.850 8.050	11.150 8.700	10.550 5.250	11.500 7.900	69.850 45.800
				<u>Combined Total:</u>						<u>115.650</u>
42	8297	Benedict Nguyen Nova - TX	Prelims Finals	12.400 0.000	11.400 0.000	11.800 0.000	11.900 0.000	0.000 0.000	11.450 0.000	58.950 0.000
				<u>Combined Total:</u>						<u>58.950</u>