

2016 Men's JE Finals

Meet Results - Multi







May 4-8, 2016

Page: 1
Printed: 5/8/2016 12:53:56 PM

Men / 9 / 14 yrs

Session: 9-9

Judge's Signatures

| Rank | Num | Name/Gym | |  |  |  |  |  |  | AA |
|------|------|--|-------------------|---|---|--|---|---|---|------------------|
| 1 | 9251 | Justin Ah Chow Universal Gymnastics | Prelims Finals | 14.300 9.550 | 13.450 9.200 | 14.300 9.750 | 13.850 9.200 | 13.550 8.850 | 14.300 9.450 | 83.750 56.000 |
| | | | | <u>Combined Total:</u> | | | | | | <u>139.750</u> |
| 2 | 9275 | John Chou Cypress Academy | Prelims Finals | 14.450 9.000 | 13.800 9.200 | 13.100 9.300 | 13.350 9.400 | 14.700 9.500 | 13.100 9.300 | 82.500 55.700 |
| | | | | <u>Combined Total:</u> | | | | | | <u>138.200</u> |
| 3 | 9234 | David Willett High Point Gym Acad | Prelims Finals | 14.900 9.350 | 12.750 8.500 | 14.200 9.100 | 14.200 9.800 | 14.200 8.450 | 12.750 8.600 | 83.000 53.800 |
| | | | | <u>Combined Total:</u> | | | | | | <u>136.800</u> |
| 4 | 9256 | Colt Walker AcroTex Cedar Park | Prelims Finals | 14.000 8.550 | 12.900 8.500 | 14.600 9.200 | 14.050 9.750 | 14.000 9.150 | 13.100 8.550 | 82.650 53.700 |
| | | | | <u>Combined Total:</u> | | | | | | <u>136.350</u> |
| 5 | 9318 | Paul Juda Buffalo Grove Gym | Prelims Finals | 14.700 9.550 | 11.650 7.700 | 13.650 8.700 | 13.650 9.400 | 14.300 9.600 | 13.900 9.400 | 81.850 54.350 |
| | | | | <u>Combined Total:</u> | | | | | | <u>136.200</u> |
| 6 | 9166 | Brandon Briones USA Flairs | Prelims Finals | 14.250 9.000 | 13.000 8.900 | 13.450 9.650 | 13.600 9.350 | 13.700 8.600 | 13.300 9.150 | 81.300 54.650 |
| | | | | <u>Combined Total:</u> | | | | | | <u>135.950</u> |
| 7 | 9164 | Riley Loos Technique Gym | Prelims Finals | 13.900 8.950 | 12.100 8.600 | 14.450 9.200 | 13.650 9.150 | 13.500 8.650 | 13.400 8.950 | 81.000 53.500 |
| | | | | <u>Combined Total:</u> | | | | | | <u>134.500</u> |
| 8 | 9310 | Cyrus Matthews Bartlett Acad Of Gym | Prelims Finals | 13.900 9.600 | 13.450 8.650 | 12.550 9.400 | 13.550 9.150 | 14.200 8.750 | 12.000 8.800 | 79.650 54.350 |
| | | | | <u>Combined Total:</u> | | | | | | <u>134.000</u> |
| 9 | 9127 | Dhiren Lutchman Paragon Gym | Prelims Finals | 13.600 8.900 | 11.900 8.500 | 13.200 9.150 | 13.250 9.300 | 13.850 9.100 | 13.550 9.200 | 79.350 54.150 |
| | | | | <u>Combined Total:</u> | | | | | | <u>133.500</u> |
| 10 | 9154 | Jordan Williams Liberty Gymnastics | Prelims Finals | 12.750 9.050 | 13.350 8.800 | 12.500 9.000 | 13.250 9.250 | 13.100 8.800 | 13.150 8.700 | 78.100 53.600 |
| | | | | <u>Combined Total:</u> | | | | | | <u>131.700</u> |
| 11 | 9170 | Troy Jenkins Jr Black Hills Gym | Prelims Finals | 13.800 8.600 | 12.450 9.500 | 14.050 8.350 | 12.750 9.250 | 12.800 8.250 | 13.100 8.700 | 78.950 52.650 |
| | | | | <u>Combined Total:</u> | | | | | | <u>131.600</u> |
| 12 | 9230 | Kameron Nelson Hayden's Gymnastics | Prelims Finals | 14.700 9.100 | 12.150 8.300 | 12.250 8.900 | 13.700 9.350 | 13.000 8.550 | 12.350 9.050 | 78.150 53.250 |
| | | | | <u>Combined Total:</u> | | | | | | <u>131.400</u> |
| 13 | 9288 | Alan Camillus Keller Gym Center | Prelims Finals | 13.500 9.050 | 11.800 8.750 | 13.900 9.350 | 13.850 9.500 | 13.350 8.250 | 11.200 8.600 | 77.600 53.500 |
| | | | | <u>Combined Total:</u> | | | | | | <u>131.100</u> |

2016 Men's JE Finals


Meet Results - Multi

May 4-8, 2016

Page: 2
Printed: 5/8/2016 12:53:56 PM

Men / 9 / 14 yrs

Session: 9-9

| Rank | Num | Name/Gym | |  |  |  |  |  |  | AA |
|------|------|--|-------------------|---|---|--|---|---|---|------------------|
| 14 | 9249 | Crew Bold Twister Gym- FL | Prelims Finals | 14.500 9.300 | 11.900 8.750 | 11.900 8.900 | 12.850 9.100 | 12.550 8.600 | 13.000 9.200 | 76.700 53.850 |
| | | | | <u>Combined Total:</u> | | | | | | <u>130.550</u> |
| 15 | 9273 | Gabriel Hotchkiss Cypress Academy | Prelims Finals | 13.150 9.350 | 12.050 8.700 | 12.700 9.000 | 13.650 9.300 | 12.950 8.600 | 11.900 8.700 | 76.400 53.650 |
| | | | | <u>Combined Total:</u> | | | | | | <u>130.050</u> |
| 16 | 9258 | Robbie Shamp All Star Gymnastics | Prelims Finals | 14.850 9.350 | 10.450 7.800 | 12.650 7.600 | 14.400 9.550 | 13.500 8.450 | 12.600 7.750 | 78.450 50.500 |
| | | | | <u>Combined Total:</u> | | | | | | <u>128.950</u> |
| 17 | 9159 | Matthew Geuy SCEGA Gymnastics | Prelims Finals | 13.450 8.850 | 12.950 9.350 | 11.200 8.700 | 13.000 8.800 | 13.000 8.900 | 12.550 8.150 | 76.150 52.750 |
| | | | | <u>Combined Total:</u> | | | | | | <u>128.900</u> |
| 18 | 9169 | Austin Kirk Avant Coeur | Prelims Finals | 13.900 8.700 | 12.600 8.350 | 13.400 9.350 | 12.150 8.650 | 13.450 7.800 | 11.900 8.600 | 77.400 51.450 |
| | | | | <u>Combined Total:</u> | | | | | | <u>128.850</u> |
| 19 | 9229 | Adam Wooten Harpeth Gymnastics | Prelims Finals | 13.450 8.700 | 11.550 8.700 | 11.700 8.500 | 12.600 9.000 | 12.950 8.250 | 12.500 8.900 | 74.750 52.050 |
| | | | | <u>Combined Total:</u> | | | | | | <u>126.800</u> |
| 20 | 9266 | Liam McQuillan Champion Gym Texas | Prelims Finals | 12.950 8.400 | 11.700 8.800 | 11.400 8.800 | 13.900 8.800 | 12.850 7.500 | 12.450 8.650 | 75.250 50.950 |
| | | | | <u>Combined Total:</u> | | | | | | <u>126.200</u> |
| 21 | 9308 | David Dortmund Prairie Gym Club | Prelims Finals | 14.150 7.800 | 13.200 9.000 | 10.650 8.200 | 12.250 8.900 | 13.050 8.000 | 11.600 8.900 | 74.900 50.800 |
| | | | | <u>Combined Total:</u> | | | | | | <u>125.700</u> |
| 22 | 9135 | Jason Duckering CA Sports Center-GO | Prelims Finals | 13.650 8.500 | 12.300 7.150 | 12.350 8.200 | 13.550 9.050 | 13.000 8.050 | 11.050 8.600 | 75.900 49.550 |
| | | | | <u>Combined Total:</u> | | | | | | <u>125.450</u> |
| 23 | 9201 | William Watkins USA Gym World | Prelims Finals | 13.400 9.400 | 10.200 8.300 | 13.450 9.250 | 12.700 9.000 | 11.800 7.800 | 11.600 8.400 | 73.150 52.150 |
| | | | | <u>Combined Total:</u> | | | | | | <u>125.300</u> |
| 24 | 9158 | Evan Bock SCATS Gymnastics | Prelims Finals | 12.300 7.900 | 12.400 9.250 | 12.000 9.300 | 12.550 9.250 | 12.200 8.350 | 10.450 8.650 | 71.900 52.700 |
| | | | | <u>Combined Total:</u> | | | | | | <u>124.600</u> |
| 25 | 9265 | Harrison Andary GTC Of Ohio | Prelims Finals | 12.650 9.150 | 11.350 9.000 | 11.900 8.300 | 13.350 8.650 | 12.900 7.900 | 11.100 8.100 | 73.250 51.100 |
| | | | | <u>Combined Total:</u> | | | | | | <u>124.350</u> |
| 26 | 9200 | Taylor Christopoulos USA Gym World | Prelims Finals | 12.150 8.150 | 10.200 8.100 | 13.150 8.900 | 13.200 8.800 | 12.950 8.050 | 11.100 8.550 | 72.750 50.550 |
| | | | | <u>Combined Total:</u> | | | | | | <u>123.300</u> |

2016 Men's JE Finals







Meet Results - Multi

May 4-8, 2016

Page: 3
Printed: 5/8/2016 12:53:56 PM

Men / 9 / 14 yrs

Session: 9-9

| Rank | Num | Name/Gym | |  |  |  |  |  |  | AA |
|------------------------|------|------------------------------------|-------------------|---|---|--|---|---|---|------------------|
| 27 | 9134 | Myles Dimla CA Sports Center-GO | Prelims Finals | 13.050 8.300 | 11.200 8.400 | 0.000 0.000 | 0.000 8.550 | 0.000 0.000 | 0.000 0.000 | 24.250 25.250 |
| <u>Combined Total:</u> | | | | | | | | | <u>49.500</u> | |

2016 Men's JE Finals

Event Results - Multi

May 4-8, 2016

#1 = 2016 Men's JE Finals: 100%

#2 = 2016 Men's JO Nationals: 100%

Page: 1
Printed: 5/8/2016 11:46:58 AM

Men / 9 / 14 yrs

Session: 9-9



| Place | Num | Name | Gym | #2 | #1 | Score |
|-------|------|---------------------|----------------------|--------|-------|--------|
| 1T | 9234 | David Willett | High Point Gym Acad | 14.900 | 9.350 | 24.250 |
| 1T | 9318 | Paul Juda | Buffalo Grove Gym | 14.700 | 9.550 | 24.250 |
| 3 | 9258 | Robbie Shamp | All Star Gymnastics | 14.850 | 9.350 | 24.200 |
| 4 | 9251 | Justin Ah Chow | Universal Gymnastics | 14.300 | 9.550 | 23.850 |
| 5T | 9230 | Kameron Nelson | Hayden's Gymnastics | 14.700 | 9.100 | 23.800 |
| 5T | 9249 | Crew Bold | Twister Gym- FL | 14.500 | 9.300 | 23.800 |
| 7 | 9310 | Cyrus Matthews | Bartlett Acad Of Gym | 13.900 | 9.600 | 23.500 |
| 8 | 9275 | John Chou | Cypress Academy | 14.450 | 9.000 | 23.450 |
| 9 | 9166 | Brandon Briones | USA Flairs | 14.250 | 9.000 | 23.250 |
| 10 | 9164 | Riley Loos | Technique Gym | 13.900 | 8.950 | 22.850 |
| 11 | 9201 | William Watkins | USA Gym World | 13.400 | 9.400 | 22.800 |
| 12 | 9169 | Austin Kirk | Avant Coeur | 13.900 | 8.700 | 22.600 |
| 13T | 9256 | Colt Walker | AcroTex Cedar Park | 14.000 | 8.550 | 22.550 |
| 13T | 9288 | Alan Camillus | Keller Gym Center | 13.500 | 9.050 | 22.550 |
| 15T | 9127 | Dhiren Lutchman | Paragon Gym | 13.600 | 8.900 | 22.500 |
| 15T | 9273 | Gabriel Hotchkiss | Cypress Academy | 13.150 | 9.350 | 22.500 |
| 17 | 9170 | Troy Jenkins Jr | Black Hills Gym | 13.800 | 8.600 | 22.400 |
| 18 | 9159 | Matthew Geuy | SCEGA Gymnastics | 13.450 | 8.850 | 22.300 |
| 19T | 9135 | Jason Duckering | CA Sports Center-GO | 13.650 | 8.500 | 22.150 |
| 19T | 9229 | Adam Wooten | Harpeth Gymnastics | 13.450 | 8.700 | 22.150 |
| 21 | 9308 | David Dortmund | Prairie Gym Club | 14.150 | 7.800 | 21.950 |
| 22T | 9154 | Jordan Williams | Liberty Gymnastics | 12.750 | 9.050 | 21.800 |
| 22T | 9265 | Harrison Andary | GTC Of Ohio | 12.650 | 9.150 | 21.800 |
| 24T | 9134 | Myles Dimla | CA Sports Center-GO | 13.050 | 8.300 | 21.350 |
| 24T | 9266 | Liam McQuillan | Champion Gym Texas | 12.950 | 8.400 | 21.350 |
| 26 | 9200 | Taylor Christopulos | USA Gym World | 12.150 | 8.150 | 20.300 |
| 27 | 9158 | Evan Bock | SCATS Gymnastics | 12.300 | 7.900 | 20.200 |

2016 Men's JE Finals

Event Results - Multi

May 4-8, 2016

#1 = 2016 Men's JE Finals: 100%

#2 = 2016 Men's JO Nationals: 100%

Page: 1

Printed: 5/8/2016 11:47:05 AM

Men / 9 / 14 yrs

Session: 9-9



| Place | Num | Name | Gym | #2 | #1 | Score |
|-------|------|---------------------|----------------------|--------|-------|--------|
| 1 | 9275 | John Chou | Cypress Academy | 13.800 | 9.200 | 23.000 |
| 2 | 9251 | Justin Ah Chow | Universal Gymnastics | 13.450 | 9.200 | 22.650 |
| 3 | 9159 | Matthew Geuy | SCEGA Gymnastics | 12.950 | 9.350 | 22.300 |
| 4 | 9308 | David Dortmund | Prairie Gym Club | 13.200 | 9.000 | 22.200 |
| 5 | 9154 | Jordan Williams | Liberty Gymnastics | 13.350 | 8.800 | 22.150 |
| 6 | 9310 | Cyrus Matthews | Bartlett Acad Of Gym | 13.450 | 8.650 | 22.100 |
| 7 | 9170 | Troy Jenkins Jr | Black Hills Gym | 12.450 | 9.500 | 21.950 |
| 8 | 9166 | Brandon Briones | USA Flairs | 13.000 | 8.900 | 21.900 |
| 9 | 9158 | Evan Bock | SCATS Gymnastics | 12.400 | 9.250 | 21.650 |
| 10 | 9256 | Colt Walker | AcroTex Cedar Park | 12.900 | 8.500 | 21.400 |
| 11 | 9234 | David Willett | High Point Gym Acad | 12.750 | 8.500 | 21.250 |
| 12 | 9169 | Austin Kirk | Avant Coeur | 12.600 | 8.350 | 20.950 |
| 13 | 9273 | Gabriel Hotchkiss | Cypress Academy | 12.050 | 8.700 | 20.750 |
| 14 | 9164 | Riley Loos | Technique Gym | 12.100 | 8.600 | 20.700 |
| 15 | 9249 | Crew Bold | Twister Gym- FL | 11.900 | 8.750 | 20.650 |
| 16 | 9288 | Alan Camillus | Keller Gym Center | 11.800 | 8.750 | 20.550 |
| 17 | 9266 | Liam McQuillan | Champion Gym Texas | 11.700 | 8.800 | 20.500 |
| 18 | 9230 | Kameron Nelson | Hayden's Gymnastics | 12.150 | 8.300 | 20.450 |
| 19 | 9127 | Dhiren Lutchman | Paragon Gym | 11.900 | 8.500 | 20.400 |
| 20 | 9265 | Harrison Andary | GTC Of Ohio | 11.350 | 9.000 | 20.350 |
| 21 | 9229 | Adam Wooten | Harpeth Gymnastics | 11.550 | 8.700 | 20.250 |
| 22 | 9134 | Myles Dimla | CA Sports Center-GO | 11.200 | 8.400 | 19.600 |
| 23 | 9135 | Jason Duckering | CA Sports Center-GO | 12.300 | 7.150 | 19.450 |
| 24 | 9318 | Paul Juda | Buffalo Grove Gym | 11.650 | 7.700 | 19.350 |
| 25 | 9201 | William Watkins | USA Gym World | 10.200 | 8.300 | 18.500 |
| 26 | 9200 | Taylor Christopulos | USA Gym World | 10.200 | 8.100 | 18.300 |
| 27 | 9258 | Robbie Shamp | All Star Gymnastics | 10.450 | 7.800 | 18.250 |

2016 Men's JE Finals

Event Results - Multi

May 4-8, 2016

#1 = 2016 Men's JE Finals: 100%

#2 = 2016 Men's JO Nationals: 100%

Page: 1
Printed: 5/8/2016 11:47:09 AM

Men / 9 / 14 yrs

Session: 9-9



| Place | Num | Name | Gym | #2 | #1 | Score |
|-------|------|----------------------|----------------------|--------|-------|--------|
| 1 | 9251 | Justin Ah Chow | Universal Gymnastics | 14.300 | 9.750 | 24.050 |
| 2 | 9256 | Colt Walker | AcroTex Cedar Park | 14.600 | 9.200 | 23.800 |
| 3 | 9164 | Riley Loos | Technique Gym | 14.450 | 9.200 | 23.650 |
| 4 | 9234 | David Willett | High Point Gym Acad | 14.200 | 9.100 | 23.300 |
| 5 | 9288 | Alan Camillus | Keller Gym Center | 13.900 | 9.350 | 23.250 |
| 6 | 9166 | Brandon Briones | USA Flairs | 13.450 | 9.650 | 23.100 |
| 7 | 9169 | Austin Kirk | Avant Coeur | 13.400 | 9.350 | 22.750 |
| 8 | 9201 | William Watkins | USA Gym World | 13.450 | 9.250 | 22.700 |
| 9T | 9170 | Troy Jenkins Jr | Black Hills Gym | 14.050 | 8.350 | 22.400 |
| 9T | 9275 | John Chou | Cypress Academy | 13.100 | 9.300 | 22.400 |
| 11T | 9127 | Dhiren Lutchman | Paragon Gym | 13.200 | 9.150 | 22.350 |
| 11T | 9318 | Paul Juda | Buffalo Grove Gym | 13.650 | 8.700 | 22.350 |
| 13 | 9200 | Taylor Christopoulos | USA Gym World | 13.150 | 8.900 | 22.050 |
| 14 | 9310 | Cyrus Matthews | Bartlett Acad Of Gym | 12.550 | 9.400 | 21.950 |
| 15 | 9273 | Gabriel Hotchkiss | Cypress Academy | 12.700 | 9.000 | 21.700 |
| 16 | 9154 | Jordan Williams | Liberty Gymnastics | 12.500 | 9.000 | 21.500 |
| 17 | 9158 | Evan Bock | SCATS Gymnastics | 12.000 | 9.300 | 21.300 |
| 18 | 9230 | Kameron Nelson | Hayden's Gymnastics | 12.250 | 8.900 | 21.150 |
| 19 | 9249 | Crew Bold | Twister Gym- FL | 11.900 | 8.900 | 20.800 |
| 20 | 9135 | Jason Duckering | CA Sports Center-GO | 12.350 | 8.200 | 20.550 |
| 21 | 9258 | Robbie Shamp | All Star Gymnastics | 12.650 | 7.600 | 20.250 |
| 22T | 9229 | Adam Wooten | Harpeth Gymnastics | 11.700 | 8.500 | 20.200 |
| 22T | 9265 | Harrison Andary | GTC Of Ohio | 11.900 | 8.300 | 20.200 |
| 22T | 9266 | Liam McQuillan | Champion Gym Texas | 11.400 | 8.800 | 20.200 |
| 25 | 9159 | Matthew Geuy | SCEGA Gymnastics | 11.200 | 8.700 | 19.900 |
| 26 | 9308 | David Dortmund | Prairie Gym Club | 10.650 | 8.200 | 18.850 |
| 27 | 9134 | Myles Dimla | CA Sports Center-GO | 0.000 | 0.000 | 0.000 |

2016 Men's JE Finals

Event Results - Multi

May 4-8, 2016

#1 = 2016 Men's JE Finals: 100%

#2 = 2016 Men's JO Nationals: 100%

Page: 1

Printed: 5/8/2016 11:47:13 AM

Men / 9 / 14 yrs

Session: 9-9



| Place | Num | Name | Gym | #2 | #1 | Score |
|-------|------|----------------------|----------------------|--------|-------|--------|
| 1 | 9234 | David Willett | High Point Gym Acad | 14.200 | 9.800 | 24.000 |
| 2 | 9258 | Robbie Shamp | All Star Gymnastics | 14.400 | 9.550 | 23.950 |
| 3 | 9256 | Colt Walker | AcroTex Cedar Park | 14.050 | 9.750 | 23.800 |
| 4 | 9288 | Alan Camillus | Keller Gym Center | 13.850 | 9.500 | 23.350 |
| 5T | 9230 | Kameron Nelson | Hayden's Gymnastics | 13.700 | 9.350 | 23.050 |
| 5T | 9251 | Justin Ah Chow | Universal Gymnastics | 13.850 | 9.200 | 23.050 |
| 5T | 9318 | Paul Juda | Buffalo Grove Gym | 13.650 | 9.400 | 23.050 |
| 8T | 9166 | Brandon Briones | USA Flairs | 13.600 | 9.350 | 22.950 |
| 8T | 9273 | Gabriel Hotchkiss | Cypress Academy | 13.650 | 9.300 | 22.950 |
| 10 | 9164 | Riley Loos | Technique Gym | 13.650 | 9.150 | 22.800 |
| 11 | 9275 | John Chou | Cypress Academy | 13.350 | 9.400 | 22.750 |
| 12T | 9266 | Liam McQuillan | Champion Gym Texas | 13.900 | 8.800 | 22.700 |
| 12T | 9310 | Cyrus Matthews | Bartlett Acad Of Gym | 13.550 | 9.150 | 22.700 |
| 14 | 9135 | Jason Duckering | CA Sports Center-GO | 13.550 | 9.050 | 22.600 |
| 15 | 9127 | Dhiren Lutchman | Paragon Gym | 13.250 | 9.300 | 22.550 |
| 16 | 9154 | Jordan Williams | Liberty Gymnastics | 13.250 | 9.250 | 22.500 |
| 17T | 9170 | Troy Jenkins Jr | Black Hills Gym | 12.750 | 9.250 | 22.000 |
| 17T | 9200 | Taylor Christopoulos | USA Gym World | 13.200 | 8.800 | 22.000 |
| 17T | 9265 | Harrison Andary | GTC Of Ohio | 13.350 | 8.650 | 22.000 |
| 20 | 9249 | Crew Bold | Twister Gym- FL | 12.850 | 9.100 | 21.950 |
| 21T | 9158 | Evan Bock | SCATS Gymnastics | 12.550 | 9.250 | 21.800 |
| 21T | 9159 | Matthew Geuy | SCEGA Gymnastics | 13.000 | 8.800 | 21.800 |
| 23 | 9201 | William Watkins | USA Gym World | 12.700 | 9.000 | 21.700 |
| 24 | 9229 | Adam Wooten | Harpeth Gymnastics | 12.600 | 9.000 | 21.600 |
| 25 | 9308 | David Dortmund | Prairie Gym Club | 12.250 | 8.900 | 21.150 |
| 26 | 9169 | Austin Kirk | Avant Coeur | 12.150 | 8.650 | 20.800 |
| 27 | 9134 | Myles Dimla | CA Sports Center-GO | 0.000 | 8.550 | 8.550 |

2016 Men's JE Finals

Event Results - Multi

May 4-8, 2016

Page: 1
Printed: 5/8/2016 11:47:18 AM

Men / 9 / 14 yrs

Session: 9-9

#1 = 2016 Men's JE Finals: 100%

#2 = 2016 Men's JO Nationals: 100%



| Place | Num | Name | Gym | #2 | #1 | Score |
|-------|------|----------------------|----------------------|--------|-------|--------|
| 1 | 9275 | John Chou | Cypress Academy | 14.700 | 9.500 | 24.200 |
| 2 | 9318 | Paul Juda | Buffalo Grove Gym | 14.300 | 9.600 | 23.900 |
| 3 | 9256 | Colt Walker | AcroTex Cedar Park | 14.000 | 9.150 | 23.150 |
| 4T | 9127 | Dhiren Lutchman | Paragon Gym | 13.850 | 9.100 | 22.950 |
| 4T | 9310 | Cyrus Matthews | Bartlett Acad Of Gym | 14.200 | 8.750 | 22.950 |
| 6 | 9234 | David Willett | High Point Gym Acad | 14.200 | 8.450 | 22.650 |
| 7 | 9251 | Justin Ah Chow | Universal Gymnastics | 13.550 | 8.850 | 22.400 |
| 8 | 9166 | Brandon Briones | USA Flairs | 13.700 | 8.600 | 22.300 |
| 9 | 9164 | Riley Loos | Technique Gym | 13.500 | 8.650 | 22.150 |
| 10 | 9258 | Robbie Shamp | All Star Gymnastics | 13.500 | 8.450 | 21.950 |
| 11T | 9154 | Jordan Williams | Liberty Gymnastics | 13.100 | 8.800 | 21.900 |
| 11T | 9159 | Matthew Geuy | SCEGA Gymnastics | 13.000 | 8.900 | 21.900 |
| 13 | 9288 | Alan Camillus | Keller Gym Center | 13.350 | 8.250 | 21.600 |
| 14T | 9230 | Kameron Nelson | Hayden's Gymnastics | 13.000 | 8.550 | 21.550 |
| 14T | 9273 | Gabriel Hotchkiss | Cypress Academy | 12.950 | 8.600 | 21.550 |
| 16 | 9169 | Austin Kirk | Avant Coeur | 13.450 | 7.800 | 21.250 |
| 17 | 9229 | Adam Wooten | Harpeth Gymnastics | 12.950 | 8.250 | 21.200 |
| 18 | 9249 | Crew Bold | Twister Gym- FL | 12.550 | 8.600 | 21.150 |
| 19T | 9135 | Jason Duckering | CA Sports Center-GO | 13.000 | 8.050 | 21.050 |
| 19T | 9170 | Troy Jenkins Jr | Black Hills Gym | 12.800 | 8.250 | 21.050 |
| 19T | 9308 | David Dortmund | Prairie Gym Club | 13.050 | 8.000 | 21.050 |
| 22 | 9200 | Taylor Christopoulos | USA Gym World | 12.950 | 8.050 | 21.000 |
| 23 | 9265 | Harrison Andary | GTC Of Ohio | 12.900 | 7.900 | 20.800 |
| 24 | 9158 | Evan Bock | SCATS Gymnastics | 12.200 | 8.350 | 20.550 |
| 25 | 9266 | Liam McQuillan | Champion Gym Texas | 12.850 | 7.500 | 20.350 |
| 26 | 9201 | William Watkins | USA Gym World | 11.800 | 7.800 | 19.600 |
| 27 | 9134 | Myles Dimla | CA Sports Center-GO | 0.000 | 0.000 | 0.000 |

2016 Men's JE Finals

Event Results - Multi

May 4-8, 2016

#1 = 2016 Men's JE Finals: 100%

#2 = 2016 Men's JO Nationals: 100%

Page: 1

Printed: 5/8/2016 11:47:23 AM

Men / 9 / 14 yrs

Session: 9-9



| Place | Num | Name | Gym | #2 | #1 | Score |
|-------|------|----------------------|----------------------|--------|-------|--------|
| 1 | 9251 | Justin Ah Chow | Universal Gymnastics | 14.300 | 9.450 | 23.750 |
| 2 | 9318 | Paul Juda | Buffalo Grove Gym | 13.900 | 9.400 | 23.300 |
| 3 | 9127 | Dhiren Lutchman | Paragon Gym | 13.550 | 9.200 | 22.750 |
| 4 | 9166 | Brandon Briones | USA Flairs | 13.300 | 9.150 | 22.450 |
| 5 | 9275 | John Chou | Cypress Academy | 13.100 | 9.300 | 22.400 |
| 6 | 9164 | Riley Loos | Technique Gym | 13.400 | 8.950 | 22.350 |
| 7 | 9249 | Crew Bold | Twister Gym- FL | 13.000 | 9.200 | 22.200 |
| 8 | 9154 | Jordan Williams | Liberty Gymnastics | 13.150 | 8.700 | 21.850 |
| 9 | 9170 | Troy Jenkins Jr | Black Hills Gym | 13.100 | 8.700 | 21.800 |
| 10 | 9256 | Colt Walker | AcroTex Cedar Park | 13.100 | 8.550 | 21.650 |
| 11T | 9230 | Kameron Nelson | Hayden's Gymnastics | 12.350 | 9.050 | 21.400 |
| 11T | 9229 | Adam Wooten | Harpeth Gymnastics | 12.500 | 8.900 | 21.400 |
| 13 | 9234 | David Willett | High Point Gym Acad | 12.750 | 8.600 | 21.350 |
| 14 | 9266 | Liam McQuillan | Champion Gym Texas | 12.450 | 8.650 | 21.100 |
| 15 | 9310 | Cyrus Matthews | Bartlett Acad Of Gym | 12.000 | 8.800 | 20.800 |
| 16 | 9159 | Matthew Geuy | SCEGA Gymnastics | 12.550 | 8.150 | 20.700 |
| 17 | 9273 | Gabriel Hotchkiss | Cypress Academy | 11.900 | 8.700 | 20.600 |
| 18T | 9169 | Austin Kirk | Avant Coeur | 11.900 | 8.600 | 20.500 |
| 18T | 9308 | David Dortmund | Prairie Gym Club | 11.600 | 8.900 | 20.500 |
| 20 | 9258 | Robbie Shamp | All Star Gymnastics | 12.600 | 7.750 | 20.350 |
| 21 | 9201 | William Watkins | USA Gym World | 11.600 | 8.400 | 20.000 |
| 22 | 9288 | Alan Camillus | Keller Gym Center | 11.200 | 8.600 | 19.800 |
| 23T | 9135 | Jason Duckering | CA Sports Center-GO | 11.050 | 8.600 | 19.650 |
| 23T | 9200 | Taylor Christopoulos | USA Gym World | 11.100 | 8.550 | 19.650 |
| 25 | 9265 | Harrison Andary | GTC Of Ohio | 11.100 | 8.100 | 19.200 |
| 26 | 9158 | Evan Bock | SCATS Gymnastics | 10.450 | 8.650 | 19.100 |
| 27 | 9134 | Myles Dimla | CA Sports Center-GO | 0.000 | 0.000 | 0.000 |