

2016 Men's JO Nationals

L9 Club Team Results







May 4-8, 2016

Page: 1

Printed: 5/6/2016 9:51 PM

Men / 9 / All Ages







Session: 4-8,4-9,5-8,5-9,6-8,6-9,YQ

Rank	Gym	Team	Score						
1	Gymnastics Olympica	*	247.000	42.000 1	41.200 1	40.600 2	40.450 2	41.900 1	40.850 1
2	Cypress Academy	*	243.850	41.050 5	40.400 3	41.050 1	40.750 1	40.750 3	39.850 2
3	Buffalo Grove Gym	*	238.600	41.800 2	37.950 10	38.800 4	39.700 4T	41.250 2	39.100 3
4	5280 Gym North	*	235.050	41.550 3	39.100 5	37.350 8	40.350 3	37.950 14	38.750 4
5	High Point Gym Acad	*	234.850	41.350 4	37.200 12	38.600 5	39.700 4T	40.500 4	37.500 7
6	Universal Gymnastics	*	233.200	39.950 9T	38.650 7	39.050 3	37.700 14	39.550 7	38.300 5
7	Premier Gym West	*	232.000	40.800 6	39.200 4	36.950 12	38.600 10	40.350 5	36.100 11
8	Paragon Gym	*	231.900	40.650 7	36.650 15	37.700 7	38.850 8	39.800 6	38.250 6
9	Champion Gym Texas	*	231.200	38.150 15T	40.750 2	37.150 10	39.400 6	38.600 11	37.150 9
10	Salto Gymnastics	*	227.500	39.950 9T	37.100 13	38.300 6	38.550 11	38.450 12	35.150 15
11	Elevate Gym Acad	*	227.300	39.350 12	38.100 9	37.200 9	39.300 7	36.300 17	37.050 10
12	AcroTex Cedar Park	*	227.050	40.100 8	38.800 6	37.050 11	38.050 13	38.950 8	34.100 16
13	Liberty Gymnastics	*	224.350	39.000 13	38.300 8	35.300 16	37.550 15	38.850 9	35.350 14
14	SCEGA Gymnastics	*	222.950	39.750 11	35.900 16T	35.600 13	38.350 12	37.400 15	35.950 12
15	Harpeth Gymnastics	*	222.200	38.800 14	36.850 14	35.400 14T	36.950 16	38.700 10	35.500 13
16	Interactive Acad	*	221.550	38.150 15T	37.750 11	35.400 14T	34.800 17	38.050 13	37.400 8
17	MHG	*	219.050	38.150 15T	35.900 16T	35.250 17	38.650 9	37.050 16	34.050 17

2016 Men's JO Nationals

L9 Club Team Results







May 4-8, 2016

Rank	Gym	Team	Score						
1	Gymnastics Olympica	*	247.000	42.000 1	41.200 1	40.600 2	40.450 2	41.900 1	40.850 1
	9145 Samuel Phillips			14.200		13.750	13.850	14.400	14.350
	9142 Noah Sano			14.100	13.500				
	9144 Malcolm-Allen Baytop			13.700		13.400			
	9149 Julian Brutchin-Roose				14.300	13.450	13.650	14.000	13.100
	9146 Blake Tingzon				13.400				
	9147 Erick Khechoyan						12.950		
	9143 Samuel Miller							13.500	13.400
2	Cypress Academy	*	243.850	41.050 5	40.400 3	41.050 1	40.750 1	40.750 3	39.850 2
	9275 John Chou			14.450	13.800	13.100	13.350	14.700	13.100
	9272 Daniel Simmons			13.450		13.150			12.350
	9273 Gabriel Hotchkiss			13.150			13.650	12.950	
	9284 Garrett Braunton				13.300	14.800	13.750		14.400
	9274 Zachary Nunez				13.300			13.100	
3	Buffalo Grove Gym	*	238.600	41.800 2	37.950 10	38.800 4	39.700 4T	41.250 2	39.100 3
	9318 Paul Juda			14.700		13.650	13.650	14.300	13.900
	9321 Aaron Zurcher			13.600				13.450	
	9322 Kevin Connors			13.500	12.650	12.600	12.900	13.500	12.500
	9319 Tyler Selvaggi				13.000				12.700
	9323 Joshua Pinzour				12.300	12.550			
	9320 Michael Kogan						13.150		
4	5280 Gym North	*	235.050	41.550 3	39.100 5	37.350 8	40.350 3	37.950 14	38.750 4
	9192 Logan Myers			13.900			13.650		12.950
	9193 Noah Giordano			13.900	13.100	12.600	13.600		
	9191 Connor Thomas			13.750	12.650	12.450		12.550	
	9189 John Spurlock				13.350	12.300	13.100	12.800	13.050
	9190 Mark Detrick							12.600	12.750
5	High Point Gym Acad	*	234.850	41.350 4	37.200 12	38.600 5	39.700 4T	40.500 4	37.500 7
	9234 David Willett			14.900	12.750	14.200	14.200	14.200	12.750
	9233 David Soltani			13.350	11.150	11.650	12.250	13.100	12.100
	9232 Wyatt Coon			13.100	13.300	12.750	13.250	13.200	12.650

2016 Men's JO Nationals

L9 Club Team Results







May 4-8, 2016

Rank	Gym	Team	Score						
6	Universal Gymnastics	*	233.200	39.950 9T	38.650 7	39.050 3	37.700 14	39.550 7	38.300 5
	9251 Justin Ah Chow			14.300	13.450	14.300	13.850	13.550	14.300
	9252 Travis Wong			13.500	13.800	13.450	12.950	13.000	13.500
	9250 Oscar Gonzalez			12.150	11.400	11.300	10.900	13.000	10.500
7	Premier Gym West	*	232.000	40.800 6	39.200 4	36.950 12	38.600 10	40.350 5	36.100 11
	9312 Andrew Kasper			13.800	13.050		13.000	13.500	
	9311 Thomas Ramos			13.500		12.250		13.500	12.650
	9313 Tristan Cruz			13.500		12.100			11.600
	9314 Ty Wainwright				13.150		12.800		
	9297 Brandon Robinson				13.000	12.600			11.850
	9283 Cole Schreiber						12.800	13.350	
8	Paragon Gym	*	231.900	40.650 7	36.650 15	37.700 7	38.850 8	39.800 6	38.250 6
	9128 Aleksandr Kuzmenchuk			13.900	12.700	12.700		13.300	12.900
	9127 Dhiren Lutchman			13.600	11.900	13.200	13.250	13.850	13.550
	9130 Zylar Powers			13.150		11.800	12.800		11.800
	9129 Ian Dinmore				12.050		12.800	12.650	
9	Champion Gym Texas	*	231.200	38.150 15T	40.750 2	37.150 10	39.400 6	38.600 11	37.150 9
	9266 Liam McQuillan			12.950			13.900	12.850	12.450
	9269 Mauricio Gago			12.750		12.650		12.750	
	9268 James Mancha			12.450	13.200	12.250			12.500
	9270 Ronan McQuillan				13.800		12.050		
	9267 Noah Duran				13.750	12.250	13.450	13.000	12.200
10	Salto Gymnastics	*	227.500	39.950 9T	37.100 13	38.300 6	38.550 11	38.450 12	35.150 15
	9181 Zachary Irene			13.800	12.550	12.800	12.550	12.400	9.850
	9179 Giovanni Gambatese			13.150	12.400	13.100	12.900	13.500	13.300
	9180 Alec Wright			13.000	12.150	12.400	13.100	12.550	12.000
11	Elevate Gym Acad	*	227.300	39.350 12	38.100 9	37.200 9	39.300 7	36.300 17	37.050 10
	9141 Zachary Martin			13.850	13.100	12.800	13.250	13.600	11.300
	9139 Brandon Nguyen			13.050	12.400	13.300	14.000	12.400	13.000
	9140 Eric Shebert			12.450	12.600	11.100	12.050	10.300	12.750

2016 Men's JO Nationals

L9 Club Team Results

May 4-8, 2016

Rank	Gym	Team	Score						
12	AcroTex Cedar Park	*	227.050	40.100 8	38.800 6	37.050 11	38.050 13	38.950 8	34.100 16
	9256	Colt Walker		14.000	12.900	14.600	14.050	14.000	13.100
	9255	Michael Shultz		13.200	12.400	11.050	12.100	12.650	10.800
	9257	Theron Graham		12.900	13.500	11.400	11.900	12.300	10.200
13	Liberty Gymnastics	*	224.350	39.000 13	38.300 8	35.300 16	37.550 15	38.850 9	35.350 14
	9156	Grant Draper		13.550	12.550	11.150	12.400	12.400	10.900
	9154	Jordan Williams		12.750	13.350	12.500	13.250	13.100	13.150
	9155	Yassin Tantawy		12.700	12.400	11.650	11.900	13.350	11.300
14	SCEGA Gymnastics	*	222.950	39.750 11	35.900 16T	35.600 13	38.350 12	37.400 15	35.950 12
	9159	Matthew Geuy		13.450	12.950	11.200	13.000	13.000	12.550
	9160	Will Quinn		13.150	11.550	12.500	12.650	12.250	11.450
	9161	Ben Guerrieri		13.150	11.400	11.900	12.700	12.150	11.950
15	Harpeth Gymnastics	*	222.200	38.800 14	36.850 14	35.400 14T	36.950 16	38.700 10	35.500 13
	9229	Adam Wooten		13.450	11.550	11.700	12.600	12.950	12.500
	9228	Nicholas Hensley		12.850	11.600	12.350	12.100	12.750	10.900
	9227	Shion Aizawa		12.500	13.700	11.350	12.250	13.000	12.100
16	Interactive Acad	*	221.550	38.150 15T	37.750 11	35.400 14T	34.800 17	38.050 13	37.400 8
	9239	Nathan Berry		12.850	12.750	11.400	11.300	12.800	11.900
	9238	Kalvin Kingshill		12.750	12.550	11.450	11.600	12.400	12.800
	9261	Keaton Lewis		12.550	12.450	12.550	11.900	12.850	12.700
17	MHG	*	219.050	38.150 15T	35.900 16T	35.250 17	38.650 9	37.050 16	34.050 17
	9186	Samuel Metzler		13.350	12.350	12.400	12.900	12.550	10.400
	9187	Thiago Xifra		13.100	11.150	10.700	13.100	12.100	11.950
	9188	Andrew Hyde		11.700	12.400	12.150	12.650	12.400	11.700