

2016 Men's JE Finals

Meet Results - Multi

May 4-8, 2016

Page: 1
Printed: 5/8/2016 12:53:52 PM

Men / 8 / 12 yrs

Session: 9-8

Judge's Signatures

Rank	Num	Name/Gym								AA
1	8144	Landon Wu International Gym-CA	Prelims Finals	13.200 8.900	14.150 9.650	14.200 9.250	12.750 9.450	13.700 8.850	13.550 9.900	81.550 56.000
				<u>Combined Total:</u>						<u>137.550</u>
2	8266	Cody Troha Lakeshore Academy	Prelims Finals	13.350 9.350	14.100 9.550	13.400 9.150	13.500 9.800	13.800 9.350	12.350 9.400	80.500 56.600
				<u>Combined Total:</u>						<u>137.100</u>
3	8203	Ian Lasic-Ellis Levon's Gymnastics	Prelims Finals	13.150 8.850	13.700 9.650	14.050 9.350	12.400 8.800	12.650 9.850	13.250 9.550	79.200 56.050
				<u>Combined Total:</u>						<u>135.250</u>
4	8260	Fuzzy Benas HGC	Prelims Finals	13.250 9.150	13.600 9.300	14.150 9.150	12.750 9.450	12.950 9.500	12.450 9.300	79.150 55.850
				<u>Combined Total:</u>						<u>135.000</u>
5	8243	Vishal Mandava Cypress Academy	Prelims Finals	13.200 8.600	14.000 9.700	14.000 9.000	12.500 9.200	13.500 9.000	12.650 9.400	79.850 54.900
				<u>Combined Total:</u>						<u>134.750</u>
6	8147	Raydel Gamboa North Valley Gym	Prelims Finals	13.900 9.350	11.550 9.600	13.000 9.550	13.400 9.600	13.000 8.500	13.200 9.700	78.050 56.300
				<u>Combined Total:</u>						<u>134.350</u>
7	8160	Tyler Shimizu West Coast Olympic	Prelims Finals	12.950 8.700	13.950 9.650	13.000 8.600	12.150 9.550	13.100 8.950	13.350 9.600	78.500 55.050
				<u>Combined Total:</u>						<u>133.550</u>
8	8232	Javier Alfonso Universal Gymnastics	Prelims Finals	13.100 8.900	13.300 9.600	12.700 9.350	12.300 9.400	12.900 8.900	13.200 9.450	77.500 55.600
				<u>Combined Total:</u>						<u>133.100</u>
9	8138	Isaiah Drake Gymnastics Olympica	Prelims Finals	13.100 9.600	11.500 9.050	13.300 7.550	13.550 8.950	13.500 9.550	13.300 9.550	78.250 54.250
				<u>Combined Total:</u>						<u>132.500</u>
10	8184	Kyler Hartley 5280 Gym North	Prelims Finals	13.150 8.800	14.500 9.700	13.300 9.200	12.550 9.300	12.550 8.300	12.500 8.500	78.550 53.800
				<u>Combined Total:</u>						<u>132.350</u>
11	8132	Khoi Young Sportsplex Gym- MD	Prelims Finals	13.550 9.200	14.600 9.350	12.200 8.000	13.150 8.900	11.450 8.700	12.000 9.500	76.950 53.650
				<u>Combined Total:</u>						<u>130.600</u>
12	8146	Joseph Joey Pepe North Valley Gym	Prelims Finals	12.750 8.550	12.950 9.350	11.350 8.200	12.700 9.400	12.500 9.300	12.100 9.600	74.350 54.400
				<u>Combined Total:</u>						<u>128.750</u>
13	8154	Mark Berlaga Stanford Boys Gym	Prelims Finals	13.200 8.850	12.500 9.700	13.800 9.050	12.300 8.750	12.500 8.250	11.000 8.200	75.300 52.800
				<u>Combined Total:</u>						<u>128.100</u>

2016 Men's JE Finals

Meet Results - Multi

May 4-8, 2016

Page: 2
Printed: 5/8/2016 12:53:52 PM

Men / 8 / 12 yrs

Session: 9-8

Rank	Num	Name/Gym								AA
14	8151	Dylan Yamaguchi SCATS Gymnastics	Prelims Finals	13.300 7.700	12.650 8.300	12.450 8.250	11.950 9.100	13.600 8.000	12.900 9.350	76.850 50.700
				<u>Combined Total:</u>						<u>127.550</u>
15	8140	Riley Rose Go For It USA	Prelims Finals	13.350 8.600	12.100 8.800	12.450 8.300	12.350 8.750	12.600 8.350	12.500 9.350	75.350 52.150
				<u>Combined Total:</u>						<u>127.500</u>
16	8137	Matthew Krall CA Sports Center-RS	Prelims Finals	12.750 7.600	13.050 9.550	12.850 8.050	12.800 8.900	12.750 7.700	12.650 8.400	76.850 50.200
				<u>Combined Total:</u>						<u>127.050</u>
17	8247	Charlie Miles Houston Elite Gym	Prelims Finals	12.300 8.500	12.950 9.000	13.100 8.750	11.850 9.250	12.200 8.250	11.800 8.950	74.200 52.700
				<u>Combined Total:</u>						<u>126.900</u>
18	8249	Erich Upton Iron Cross Gym	Prelims Finals	12.850 8.450	12.400 8.750	13.200 8.550	11.450 9.200	12.450 7.650	12.700 9.200	75.050 51.800
				<u>Combined Total:</u>						<u>126.850</u>
19	8265	Tegshmurun Jamiyankhuu Lakeshore Academy	Prelims Finals	13.100 9.150	12.050 9.400	12.400 8.550	10.500 9.600	9.650 9.450	12.400 9.600	70.100 55.750
				<u>Combined Total:</u>						<u>125.850</u>
20	8267	Rithik Puri Lakeshore Academy	Prelims Finals	11.300 8.150	13.300 9.450	12.750 8.350	11.800 8.900	12.000 8.350	12.400 9.050	73.550 52.250
				<u>Combined Total:</u>						<u>125.800</u>
21	8205	Benjamin Brown-Proctor Daggett's Gymnastics	Prelims Finals	13.200 8.950	13.500 8.850	12.900 8.000	12.350 8.950	12.100 8.000	11.550 7.400	75.600 50.150
				<u>Combined Total:</u>						<u>125.750</u>
22	8108	Carter Cochardo Blaze Gymnastics	Prelims Finals	12.600 8.550	13.100 9.600	12.950 8.200	12.250 9.400	11.500 7.700	11.000 8.800	73.400 52.250
				<u>Combined Total:</u>						<u>125.650</u>
23	8136	Maxwell Taniguchi-King CA Sports Center-GO	Prelims Finals	12.900 8.300	13.100 8.800	12.000 7.450	12.000 8.850	13.150 8.150	11.950 8.500	75.100 50.050
				<u>Combined Total:</u>						<u>125.150</u>
24	8126	Zachary Patrick Gymstrada Gym	Prelims Finals	12.300 8.600	12.850 8.950	11.450 8.200	11.850 8.650	12.500 8.100	12.200 9.000	73.150 51.500
				<u>Combined Total:</u>						<u>124.650</u>
25	8196	Alex Vandendries NEAG- Marlborough	Prelims Finals	12.400 8.600	12.850 8.600	12.200 7.950	11.800 8.900	11.450 8.150	12.450 9.100	73.150 51.300
				<u>Combined Total:</u>						<u>124.450</u>
26	8271	William Howard Chicago Park	Prelims Finals	12.550 8.650	12.100 8.250	12.200 7.700	12.400 9.250	12.050 7.950	11.900 9.050	73.200 50.850
				<u>Combined Total:</u>						<u>124.050</u>

2016 Men's JE Finals

Meet Results - Multi







May 4-8, 2016

Page: 3

Printed: 5/8/2016 12:53:52 PM

Men / 8 / 12 yrs

Session: 9-8

Rank	Num	Name/Gym								AA
27	8159	Sean Shimizu West Coast Olympic	Prelims	12.900	13.000	12.150	11.400	12.250	10.800	72.500
			Finals	7.800	9.450	8.300	8.600	8.000	9.000	51.150
				<u>Combined Total:</u>						<u>123.650</u>
28	8204	Sergey Popov Levon's Gymnastics	Prelims	12.750	12.750	12.300	12.200	11.600	11.150	72.750
			Finals	8.800	8.950	7.750	9.250	8.000	8.000	50.750
				<u>Combined Total:</u>						<u>123.500</u>
29	8117	Matthew Burgoyne Montco Gym	Prelims	12.650	11.950	11.700	11.400	11.500	12.000	71.200
			Finals	8.800	9.250	7.550	8.950	8.200	7.550	50.300
				<u>Combined Total:</u>						<u>121.500</u>
30	8256	Coby DeNure WOGA Frisco	Prelims	11.200	12.800	11.750	11.900	10.950	11.850	70.450
			Finals	7.000	8.550	7.800	8.600	7.100	8.250	47.300
				<u>Combined Total:</u>						<u>117.750</u>
31	8234	Luis Rodriguez Universal Gymnastics	Prelims	11.200	12.350	11.900	11.150	12.500	8.200	67.300
			Finals	7.850	8.500	8.650	9.200	7.750	8.050	50.000
				<u>Combined Total:</u>						<u>117.300</u>

2016 Men's JE Finals

Event Results - Multi

May 4-8, 2016

#1 = 2016 Men's JE Finals: 100%

#2 = 2016 Men's JO Nationals: 100%

Page: 1
Printed: 5/8/2016 11:45:41 AM

Men / 8 / 12 yrs

Session: 9-8



Place	Num	Name	Gym	#2	#1	Score
1	8147	Raydel Gamboa	North Valley Gym	13.900	9.350	23.250
2	8132	Khoi Young	Sportsplex Gym- MD	13.550	9.200	22.750
3T	8138	Isaiah Drake	Gymnastics Olympica	13.100	9.600	22.700
3T	8266	Cody Troha	Lakeshore Academy	13.350	9.350	22.700
5	8260	Fuzzy Benas	HGC	13.250	9.150	22.400
6	8265	Tegshmurun Jamiyankhuu	Lakeshore Academy	13.100	9.150	22.250
7	8205	Benjamin Brown-Proctor	Daggett's Gymnastics	13.200	8.950	22.150
8	8144	Landon Wu	International Gym-CA	13.200	8.900	22.100
9	8154	Mark Berlaga	Stanford Boys Gym	13.200	8.850	22.050
10T	8203	Ian Lasic-Ellis	Levon's Gymnastics	13.150	8.850	22.000
10T	8232	Javier Alfonso	Universal Gymnastics	13.100	8.900	22.000
12T	8140	Riley Rose	Go For It USA	13.350	8.600	21.950
12T	8184	Kyler Hartley	5280 Gym North	13.150	8.800	21.950
14	8243	Vishal Mandava	Cypress Academy	13.200	8.600	21.800
15	8160	Tyler Shimizu	West Coast Olympic	12.950	8.700	21.650
16	8204	Sergey Popov	Levon's Gymnastics	12.750	8.800	21.550
17	8117	Matthew Burgoyne	Montco Gym	12.650	8.800	21.450
18T	8146	Joseph Joey Pepe	North Valley Gym	12.750	8.550	21.300
18T	8249	Erich Upton	Iron Cross Gym	12.850	8.450	21.300
20T	8136	Maxwell Taniguchi-King	CA Sports Center-GO	12.900	8.300	21.200
20T	8271	William Howard	Chicago Park	12.550	8.650	21.200
22	8108	Carter Cochardo	Blaze Gymnastics	12.600	8.550	21.150
23T	8151	Dylan Yamaguchi	SCATS Gymnastics	13.300	7.700	21.000
23T	8196	Alex Vandendries	NEAG- Marlborough	12.400	8.600	21.000
25	8126	Zachary Patrick	Gymstrada Gym	12.300	8.600	20.900
26	8247	Charlie Miles	Houston Elite Gym	12.300	8.500	20.800
27	8159	Sean Shimizu	West Coast Olympic	12.900	7.800	20.700
28	8137	Matthew Krall	CA Sports Center-RS	12.750	7.600	20.350
29	8267	Rithik Puri	Lakeshore Academy	11.300	8.150	19.450
30	8234	Luis Rodriguez	Universal Gymnastics	11.200	7.850	19.050
31	8256	Coby DeNure	WOGA Frisco	11.200	7.000	18.200

2016 Men's JE Finals

Event Results - Multi

May 4-8, 2016

#1 = 2016 Men's JE Finals: 100%

#2 = 2016 Men's JO Nationals: 100%

Page: 1
Printed: 5/8/2016 11:45:50 AM

Men / 8 / 12 yrs

Session: 9-8



Place	Num	Name	Gym	#2	#1	Score
1	8184	Kyler Hartley	5280 Gym North	14.500	9.700	24.200
2	8132	Khoi Young	Sportsplex Gym- MD	14.600	9.350	23.950
3	8144	Landon Wu	International Gym-CA	14.150	9.650	23.800
4	8243	Vishal Mandava	Cypress Academy	14.000	9.700	23.700
5	8266	Cody Troha	Lakeshore Academy	14.100	9.550	23.650
6	8160	Tyler Shimizu	West Coast Olympic	13.950	9.650	23.600
7	8203	Ian Lasic-Ellis	Levon's Gymnastics	13.700	9.650	23.350
8T	8232	Javier Alfonso	Universal Gymnastics	13.300	9.600	22.900
8T	8260	Fuzzy Benas	HGC	13.600	9.300	22.900
10	8267	Rithik Puri	Lakeshore Academy	13.300	9.450	22.750
11	8108	Carter Cochardo	Blaze Gymnastics	13.100	9.600	22.700
12	8137	Matthew Krall	CA Sports Center-RS	13.050	9.550	22.600
13	8159	Sean Shimizu	West Coast Olympic	13.000	9.450	22.450
14	8205	Benjamin Brown-Proctor	Daggett's Gymnastics	13.500	8.850	22.350
15	8146	Joseph Joey Pepe	North Valley Gym	12.950	9.350	22.300
16	8154	Mark Berlaga	Stanford Boys Gym	12.500	9.700	22.200
17	8247	Charlie Miles	Houston Elite Gym	12.950	9.000	21.950
18	8136	Maxwell Taniguchi-King	CA Sports Center-GO	13.100	8.800	21.900
19	8126	Zachary Patrick	Gymstrada Gym	12.850	8.950	21.800
20	8204	Sergey Popov	Levon's Gymnastics	12.750	8.950	21.700
21T	8196	Alex Vandendries	NEAG- Marlborough	12.850	8.600	21.450
21T	8265	Tegshmurun Jamiyankhuu	Lakeshore Academy	12.050	9.400	21.450
23	8256	Coby DeNure	WOGA Frisco	12.800	8.550	21.350
24	8117	Matthew Burgoyne	Montco Gym	11.950	9.250	21.200
25T	8147	Raydel Gamboa	North Valley Gym	11.550	9.600	21.150
25T	8249	Erich Upton	Iron Cross Gym	12.400	8.750	21.150
27	8151	Dylan Yamaguchi	SCATS Gymnastics	12.650	8.300	20.950
28	8140	Riley Rose	Go For It USA	12.100	8.800	20.900
29	8234	Luis Rodriguez	Universal Gymnastics	12.350	8.500	20.850
30	8138	Isaiah Drake	Gymnastics Olympica	11.500	9.050	20.550
31	8271	William Howard	Chicago Park	12.100	8.250	20.350

2016 Men's JE Finals

Event Results - Multi

May 4-8, 2016

#1 = 2016 Men's JE Finals: 100%

#2 = 2016 Men's JO Nationals: 100%

Page: 1
Printed: 5/8/2016 11:46:00 AM

Men / 8 / 12 yrs

Session: 9-8



Place	Num	Name	Gym	#2	#1	Score
1	8144	Landon Wu	International Gym-CA	14.200	9.250	23.450
2	8203	Ian Lasic-Ellis	Levon's Gymnastics	14.050	9.350	23.400
3	8260	Fuzzy Benas	HGC	14.150	9.150	23.300
4	8243	Vishal Mandava	Cypress Academy	14.000	9.000	23.000
5	8154	Mark Berlaga	Stanford Boys Gym	13.800	9.050	22.850
6T	8147	Raydel Gamboa	North Valley Gym	13.000	9.550	22.550
6T	8266	Cody Troha	Lakeshore Academy	13.400	9.150	22.550
8	8184	Kyler Hartley	5280 Gym North	13.300	9.200	22.500
9	8232	Javier Alfonso	Universal Gymnastics	12.700	9.350	22.050
10	8247	Charlie Miles	Houston Elite Gym	13.100	8.750	21.850
11	8249	Erich Upton	Iron Cross Gym	13.200	8.550	21.750
12	8160	Tyler Shimizu	West Coast Olympic	13.000	8.600	21.600
13	8108	Carter Cochardo	Blaze Gymnastics	12.950	8.200	21.150
14	8267	Rithik Puri	Lakeshore Academy	12.750	8.350	21.100
15	8265	Tegshmurun Jamiyankhuu	Lakeshore Academy	12.400	8.550	20.950
16T	8137	Matthew Krall	CA Sports Center-RS	12.850	8.050	20.900
16T	8205	Benjamin Brown-Proctor	Daggett's Gymnastics	12.900	8.000	20.900
18	8138	Isaiah Drake	Gymnastics Olympica	13.300	7.550	20.850
19	8140	Riley Rose	Go For It USA	12.450	8.300	20.750
20	8151	Dylan Yamaguchi	SCATS Gymnastics	12.450	8.250	20.700
21	8234	Luis Rodriguez	Universal Gymnastics	11.900	8.650	20.550
22	8159	Sean Shimizu	West Coast Olympic	12.150	8.300	20.450
23	8132	Khoi Young	Sportsplex Gym- MD	12.200	8.000	20.200
24	8196	Alex Vandendries	NEAG- Marlborough	12.200	7.950	20.150
25	8204	Sergey Popov	Levon's Gymnastics	12.300	7.750	20.050
26	8271	William Howard	Chicago Park	12.200	7.700	19.900
27	8126	Zachary Patrick	Gymstrada Gym	11.450	8.200	19.650
28T	8146	Joseph Joey Pepe	North Valley Gym	11.350	8.200	19.550
28T	8256	Coby DeNure	WOGA Frisco	11.750	7.800	19.550
30	8136	Maxwell Taniguchi-King	CA Sports Center-GO	12.000	7.450	19.450
31	8117	Matthew Burgoyne	Montco Gym	11.700	7.550	19.250

2016 Men's JE Finals

Event Results - Multi

May 4-8, 2016

#1 = 2016 Men's JE Finals: 100%

#2 = 2016 Men's JO Nationals: 100%

Page: 1
Printed: 5/8/2016 11:46:04 AM

Men / 8 / 12 yrs

Session: 9-8



Place	Num	Name	Gym	#2	#1	Score
1	8266	Cody Troha	Lakeshore Academy	13.500	9.800	23.300
2	8147	Raydel Gamboa	North Valley Gym	13.400	9.600	23.000
3	8138	Isaiah Drake	Gymnastics Olympica	13.550	8.950	22.500
4T	8144	Landon Wu	International Gym-CA	12.750	9.450	22.200
4T	8260	Fuzzy Benas	HGC	12.750	9.450	22.200
6	8146	Joseph Joey Pepe	North Valley Gym	12.700	9.400	22.100
7	8132	Khoi Young	Sportsplex Gym- MD	13.150	8.900	22.050
8	8184	Kyler Hartley	5280 Gym North	12.550	9.300	21.850
9T	8137	Matthew Krall	CA Sports Center-RS	12.800	8.900	21.700
9T	8160	Tyler Shimizu	West Coast Olympic	12.150	9.550	21.700
9T	8232	Javier Alfonso	Universal Gymnastics	12.300	9.400	21.700
9T	8243	Vishal Mandava	Cypress Academy	12.500	9.200	21.700
13T	8108	Carter Cochardo	Blaze Gymnastics	12.250	9.400	21.650
13T	8271	William Howard	Chicago Park	12.400	9.250	21.650
15	8204	Sergey Popov	Levon's Gymnastics	12.200	9.250	21.450
16	8205	Benjamin Brown-Proctor	Daggett's Gymnastics	12.350	8.950	21.300
17	8203	Ian Lasic-Ellis	Levon's Gymnastics	12.400	8.800	21.200
18T	8140	Riley Rose	Go For It USA	12.350	8.750	21.100
18T	8247	Charlie Miles	Houston Elite Gym	11.850	9.250	21.100
20T	8151	Dylan Yamaguchi	SCATS Gymnastics	11.950	9.100	21.050
20T	8154	Mark Berlaga	Stanford Boys Gym	12.300	8.750	21.050
22	8136	Maxwell Taniguchi-King	CA Sports Center-GO	12.000	8.850	20.850
23T	8196	Alex Vandendries	NEAG- Marlborough	11.800	8.900	20.700
23T	8267	Rithik Puri	Lakeshore Academy	11.800	8.900	20.700
25	8249	Erich Upton	Iron Cross Gym	11.450	9.200	20.650
26T	8126	Zachary Patrick	Gymstrada Gym	11.850	8.650	20.500
26T	8256	Coby DeNure	WOGA Frisco	11.900	8.600	20.500
28T	8117	Matthew Burgoyne	Montco Gym	11.400	8.950	20.350
28T	8234	Luis Rodriguez	Universal Gymnastics	11.150	9.200	20.350
30	8265	Tegshmurun Jamiyankhuu	Lakeshore Academy	10.500	9.600	20.100
31	8159	Sean Shimizu	West Coast Olympic	11.400	8.600	20.000

2016 Men's JE Finals

Event Results - Multi

May 4-8, 2016

#1 = 2016 Men's JE Finals: 100%

#2 = 2016 Men's JO Nationals: 100%

Page: 1

Printed: 5/8/2016 11:46:16 AM

Men / 8 / 12 yrs

Session: 9-8



Place	Num	Name	Gym	#2	#1	Score
1	8266	Cody Troha	Lakeshore Academy	13.800	9.350	23.150
2	8138	Isaiah Drake	Gymnastics Olympica	13.500	9.550	23.050
3	8144	Landon Wu	International Gym-CA	13.700	8.850	22.550
4T	8203	Ian Lasic-Ellis	Levon's Gymnastics	12.650	9.850	22.500
4T	8243	Vishal Mandava	Cypress Academy	13.500	9.000	22.500
6	8260	Fuzzy Benas	HGC	12.950	9.500	22.450
7	8160	Tyler Shimizu	West Coast Olympic	13.100	8.950	22.050
8T	8146	Joseph Joey Pepe	North Valley Gym	12.500	9.300	21.800
8T	8232	Javier Alfonso	Universal Gymnastics	12.900	8.900	21.800
10	8151	Dylan Yamaguchi	SCATS Gymnastics	13.600	8.000	21.600
11	8147	Raydel Gamboa	North Valley Gym	13.000	8.500	21.500
12	8136	Maxwell Taniguchi-King	CA Sports Center-GO	13.150	8.150	21.300
13	8140	Riley Rose	Go For It USA	12.600	8.350	20.950
14	8184	Kyler Hartley	5280 Gym North	12.550	8.300	20.850
15	8154	Mark Berlaga	Stanford Boys Gym	12.500	8.250	20.750
16	8126	Zachary Patrick	Gymstrada Gym	12.500	8.100	20.600
17T	8137	Matthew Krall	CA Sports Center-RS	12.750	7.700	20.450
17T	8247	Charlie Miles	Houston Elite Gym	12.200	8.250	20.450
19	8267	Rithik Puri	Lakeshore Academy	12.000	8.350	20.350
20T	8159	Sean Shimizu	West Coast Olympic	12.250	8.000	20.250
20T	8234	Luis Rodriguez	Universal Gymnastics	12.500	7.750	20.250
22	8132	Khoi Young	Sportsplex Gym- MD	11.450	8.700	20.150
23T	8205	Benjamin Brown-Proctor	Daggett's Gymnastics	12.100	8.000	20.100
23T	8249	Erich Upton	Iron Cross Gym	12.450	7.650	20.100
25	8271	William Howard	Chicago Park	12.050	7.950	20.000
26	8117	Matthew Burgoyne	Montco Gym	11.500	8.200	19.700
27T	8204	Sergey Popov	Levon's Gymnastics	11.600	8.000	19.600
27T	8196	Alex Vandendries	NEAG- Marlborough	11.450	8.150	19.600
29	8108	Carter Cochardo	Blaze Gymnastics	11.500	7.700	19.200
30	8265	Tegshmurun Jamiyankhuu	Lakeshore Academy	9.650	9.450	19.100
31	8256	Coby DeNure	WOGA Frisco	10.950	7.100	18.050

2016 Men's JE Finals

Event Results - Multi

May 4-8, 2016

#1 = 2016 Men's JE Finals: 100%

#2 = 2016 Men's JO Nationals: 100%

Page: 1
Printed: 5/8/2016 11:46:24 AM

Men / 8 / 12 yrs

Session: 9-8



Place	Num	Name	Gym	#2	#1	Score
1	8144	Landon Wu	International Gym-CA	13.550	9.900	23.450
2	8160	Tyler Shimizu	West Coast Olympic	13.350	9.600	22.950
3	8147	Raydel Gamboa	North Valley Gym	13.200	9.700	22.900
4	8138	Isaiah Drake	Gymnastics Olympica	13.300	9.550	22.850
5	8203	Ian Lasic-Ellis	Levon's Gymnastics	13.250	9.550	22.800
6	8232	Javier Alfonso	Universal Gymnastics	13.200	9.450	22.650
7	8151	Dylan Yamaguchi	SCATS Gymnastics	12.900	9.350	22.250
8	8243	Vishal Mandava	Cypress Academy	12.650	9.400	22.050
9	8265	Tegshmurun Jamiyankhuu	Lakeshore Academy	12.400	9.600	22.000
10	8249	Erich Upton	Iron Cross Gym	12.700	9.200	21.900
11	8140	Riley Rose	Go For It USA	12.500	9.350	21.850
12T	8260	Fuzzy Benas	HGC	12.450	9.300	21.750
12T	8266	Cody Troha	Lakeshore Academy	12.350	9.400	21.750
14	8146	Joseph Joey Pepe	North Valley Gym	12.100	9.600	21.700
15	8196	Alex Vandendries	NEAG- Marlborough	12.450	9.100	21.550
16	8132	Khoi Young	Sportsplex Gym- MD	12.000	9.500	21.500
17	8267	Rithik Puri	Lakeshore Academy	12.400	9.050	21.450
18	8126	Zachary Patrick	Gymstrada Gym	12.200	9.000	21.200
19	8137	Matthew Krall	CA Sports Center-RS	12.650	8.400	21.050
20	8184	Kyler Hartley	5280 Gym North	12.500	8.500	21.000
21	8271	William Howard	Chicago Park	11.900	9.050	20.950
22	8247	Charlie Miles	Houston Elite Gym	11.800	8.950	20.750
23	8136	Maxwell Taniguchi-King	CA Sports Center-GO	11.950	8.500	20.450
24	8256	Coby DeNure	WOGA Frisco	11.850	8.250	20.100
25T	8108	Carter Cocharo	Blaze Gymnastics	11.000	8.800	19.800
25T	8159	Sean Shimizu	West Coast Olympic	10.800	9.000	19.800
27	8117	Matthew Burgoyne	Montco Gym	12.000	7.550	19.550
28	8154	Mark Berlaga	Stanford Boys Gym	11.000	8.200	19.200
29	8204	Sergey Popov	Levon's Gymnastics	11.150	8.000	19.150
30	8205	Benjamin Brown-Proctor	Daggett's Gymnastics	11.550	7.400	18.950
31	8234	Luis Rodriguez	Universal Gymnastics	8.200	8.050	16.250