

2016 Men's JO Nationals

L8 Club Team Results







May 4-8, 2016

Page: 1

Printed: 5/6/2016 9:50 PM

Men / 8 / All Ages







Session: 4-8,4-9,5-8,5-9,6-8,6-9,YQ

Rank	Gym	Team	Score						
1	5280 Gym North	*	232.650	40.000 1	41.350 1	39.250 2	37.750 1	37.450 10	36.850 6
2	Cypress Academy	*	229.750	38.700 7T	40.300 2	40.300 1	37.200 3	37.300 11	35.950 9
3	Lakeshore Academy	*	228.550	38.700 7T	39.450 6	38.550 4T	37.000 5	37.700 7	37.150 4
4	Universal Gymnastics	*	227.300	38.500 9	37.700 13T	38.700 3	35.950 11	38.500 2	37.950 2
5	WOGA Frisco	*	227.050	37.650 15	40.250 3	38.050 6	37.100 4	35.750 16	38.250 1
6	Premier Gym West	*	227.000	39.150 5	40.050 4	36.650 9	36.400 7T	37.800 6	36.950 5
7	North Valley Gym	*	225.450	39.400 2	37.300 15T	36.350 11	37.600 2	37.550 9	37.250 3
8	West Coast Olympic	*	225.150	37.450 17	39.850 5	37.250 7	36.000 10	38.250 4	36.350 8
9	Daggett's Gymnastics	*	224.550	39.250 3	38.100 10	38.550 4T	36.500 6	36.800 14	35.350 13
10	DeVeau's School	*	222.250	39.200 4	37.700 13T	35.000 16T	36.250 9	38.550 1	35.550 11
11	SCATS Gymnastics	*	220.750	38.100 13	38.350 7	35.850 13	35.350 14	37.600 8	35.500 12
12	Buffalo Grove Gym	*	220.250	38.950 6	38.300 8	35.950 12	34.900 17	37.150 12	35.000 14T
13	Gymstrada Gym	*	218.750	37.350 18	38.200 9	35.350 15	34.750 18	36.700 15	36.400 7
14	Sun Country Gym	*	217.200	38.450 10	36.300 19	36.500 10	36.400 7T	34.950 19	34.600 16
15	Apollo Gym- FL	*	216.700	38.350 11	37.250 17	34.850 19	33.750 20	38.350 3	34.150 17
16	Metropolitan Gym	*	216.550	38.150 12	37.300 15T	35.000 16T	35.300 15T	37.950 5	32.850 21
17	Iron Cross Gym	*	216.050	35.500 21	38.000 11	37.100 8	34.100 19	35.450 17	35.900 10

2016 Men's JO Nationals

L8 Club Team Results







May 4-8, 2016

Rank	Gym	Team	Score						
18	Crenshaw Athletic	*	212.500	37.600 16	36.700 18	34.150 20	35.300 15T	35.000 18	33.750 19
19	Salto Gymnastics	*	211.700	36.050 20	36.200 20	35.000 16T	35.450 12	36.850 13	32.150 22
20	NEAG- Marlborough	*	211.450	37.950 14	36.000 21T	35.650 14	35.400 13	32.550 22	33.900 18
21	Montco Gym	*	207.850	37.150 19	36.000 21T	33.250 21	33.450 21	34.450 20	33.550 20
22	LaFleur's Tampa	*	207.200	35.250 22	37.750 12	32.900 22	32.750 22	33.550 21	35.000 14T

2016 Men's JO Nationals

L8 Club Team Results

May 4-8, 2016

Rank	Gym	Team	Score						
1	5280 Gym North	*	232.650	40.000 1	41.350 1	39.250 2	37.750 1	37.450 10	36.850 6
	8189 Jayson Flack			13.550	13.850	13.400	12.600	12.800	12.450
	8185 Bryson White			13.300				12.100	
	8184 Kyler Hartley			13.150	14.500	13.300	12.550	12.550	12.500
	8188 Ayden Johnston				13.000	12.550			
	8187 Jacob McDonough						12.600		
	8186 Kaleb Hartley								11.900
2	Cypress Academy	*	229.750	38.700 7T	40.300 2	40.300 1	37.200 3	37.300 11	35.950 9
	8243 Vishal Mandava			13.200	14.000	14.000	12.500	13.500	12.650
	8244 Tanner Braunton			13.150	13.800	13.250	12.500	12.350	11.800
	8246 Caden Clinton			12.350	12.500	13.050	12.200	11.450	
	8245 Marcel Aguirre								11.500
3	Lakeshore Academy	*	228.550	38.700 7T	39.450 6	38.550 4T	37.000 5	37.700 7	37.150 4
	8266 Cody Troha			13.350	14.100	13.400	13.500	13.800	12.350
	8265 Tegshmurun Jamiyankhu			13.100	12.050	12.400			12.400
	8268 Yasper Pietrzyk			12.250			11.700	11.900	
	8267 Rithik Puri				13.300	12.750	11.800	12.000	12.400
4	Universal Gymnastics	*	227.300	38.500 9	37.700 13T	38.700 3	35.950 11	38.500 2	37.950 2
	8232 Javier Alfonso			13.100	13.300	12.700	12.300	12.900	13.200
	8231 Denis Irimiea			13.050	12.050	14.100	12.500	13.100	13.150
	8233 Orlando Haya-cuan			12.350					11.600
	8234 Luis Rodriguez				12.350	11.900	11.150	12.500	
5	WOGA Frisco	*	227.050	37.650 15	40.250 3	38.050 6	37.100 4	35.750 16	38.250 1
	8258 Asher Hong			14.000	14.650	13.800	12.650	13.000	13.700
	8257 Donovan Diviney			12.050	12.800	12.500	12.550	11.800	
	8255 Dallas Hale			11.600					12.700
	8256 Coby DeNure				12.800	11.750	11.900	10.950	11.850

2016 Men's JO Nationals

L8 Club Team Results







May 4-8, 2016

Page: 2

Printed: 5/6/2016 9:50 PM

Men / 8 / All Ages







Session: 4-8,4-9,5-8,5-9,6-8,6-9,YQ

Rank	Gym	Team	Score						
6	Premier Gym West	*	227.000	39.150	40.050	36.650	36.400	37.800	36.950
				5	4	9	7T	6	5
	8290 Michael Baren			13.400			12.450	13.200	
	8296 Nathan York			13.150		12.400	12.100		12.700
	8291 Alexander Chen			12.600	13.550	12.100			11.950
	8294 Ryan Vanichtheeranont				13.300			12.300	
	8295 Ayush Basu				13.200	12.150		12.300	12.300
	8292 Jake Bernier						11.850		
7	North Valley Gym	*	225.450	39.400	37.300	36.350	37.600	37.550	37.250
				2	15T	11	2	9	3
	8147 Raydel Gamboa			13.900	11.550	13.000	13.400	13.000	13.200
	8146 Joseph Joey Pepe			12.750	12.950	11.350	12.700	12.500	12.100
	8148 Maxwell Odden			12.750	12.800	12.000	11.500	12.050	11.950
8	West Coast Olympic	*	225.150	37.450	39.850	37.250	36.000	38.250	36.350
				17	5	7	10	4	8
	8160 Tyler Shimizu			12.950	13.950	13.000	12.150	13.100	13.350
	8159 Sean Shimizu			12.900	13.000	12.150	11.400	12.250	
	8158 Jeremy Cook			11.600		12.100	12.450		11.500
	8161 Izaiha Mlay				12.900			12.900	11.500
9	Daggett's Gymnastics	*	224.550	39.250	38.100	38.550	36.500	36.800	35.350
				3	10	4T	6	14	13
	8208 Luke McFarland			13.400	13.250	13.400	11.550	13.050	11.600
	8205 Benjamin Brown-Proctor			13.200	13.500	12.900	12.350	12.100	
	8206 Joshua Privedenyuk			12.650		12.250	12.600	11.650	11.900
	8207 Tucker Blanchard				11.350				11.850
10	DeVeau's School	*	222.250	39.200	37.700	35.000	36.250	38.550	35.550
				4	13T	16T	9	1	11
	8286 Max Ford			13.250	12.450	12.100	12.250	13.250	11.950
	8288 Jack Klein			13.100	12.650	11.550			11.600
	8284 Brandon Hart			12.850			11.800	12.400	12.000
	8287 Cole Comer				12.600				
	8285 Jack Fellmy					11.350	12.200	12.900	
11	SCATS Gymnastics	*	220.750	38.100	38.350	35.850	35.350	37.600	35.500
				13	7	13	14	8	12
	8151 Dylan Yamaguchi			13.300	12.650	12.450	11.950	13.600	12.900
	8152 Grant Guerrero			12.550	13.300	11.950	11.600	12.900	11.050
	8150 Arthur Manukian			12.250	12.400	11.450	11.800	11.100	11.550

2016 Men's JO Nationals

L8 Club Team Results







May 4-8, 2016

Rank	Gym	Team	Score						
12	Buffalo Grove Gym	*	220.250	38.950 6	38.300 8	35.950 12	34.900 17	37.150 12	35.000 14T
	8303 Tai Gopaul			13.350	13.500	11.700	11.750	12.200	11.450
	8302 Maximilian Olinger			12.900	12.800	12.400	11.950	12.700	12.000
	8301 Russell Black			12.700		11.850	11.200		11.550
	8304 Benjamin Valak				12.000			12.250	
13	Gymstrada Gym	*	218.750	37.350 18	38.200 9	35.350 15	34.750 18	36.700 15	36.400 7
	8127 Samuel Smith			12.700	12.650	12.200	11.800	12.200	12.350
	8128 Connor Micklos			12.350	12.700	11.700	11.100	12.000	11.850
	8126 Zachary Patrick			12.300	12.850	11.450	11.850	12.500	12.200
14	Sun Country Gym	*	217.200	38.450 10	36.300 19	36.500 10	36.400 7T	34.950 19	34.600 16
	8227 Justin Smith			13.250	11.950	12.500	12.000	12.100	12.150
	8228 Rintaro Miwa			12.650	11.900	11.800	12.250	10.550	10.900
	8229 Jonah Diaz			12.550	12.450	12.200	12.150	12.300	11.550
15	Apollo Gym- FL	*	216.700	38.350 11	37.250 17	34.850 19	33.750 20	38.350 3	34.150 17
	8211 Thomas Svoboda			13.000	10.850	11.200	10.600	12.250	10.900
	8209 Joshua LaSpada			12.700	13.900	12.400	11.350	13.350	12.150
	8210 Alexander Lee			12.650	12.500	11.250	11.800	12.750	11.100
16	Metropolitan Gym	*	216.550	38.150 12	37.300 15T	35.000 16T	35.300 15T	37.950 5	32.850 21
	8167 Nikolas Ioannou			12.950	12.650	11.550	11.650	12.750	10.400
	8168 Emanuel Grib			12.900		11.450	12.150	12.250	11.900
	8166 Cole Shelly			12.300	12.150		11.500		
	8169 Eric Markov				12.500	12.000		12.950	10.550
17	Iron Cross Gym	*	216.050	35.500 21	38.000 11	37.100 8	34.100 19	35.450 17	35.900 10
	8249 Erich Upton			12.850	12.400	13.200	11.450	12.450	12.700
	8248 Koby Cantu			12.450	12.700	11.850	11.250	12.200	11.400
	8250 Kaleb Harder			10.200	12.900	12.050	11.400	10.800	11.800

2016 Men's JO Nationals

L8 Club Team Results

May 4-8, 2016

Rank	Gym	Team	Score						
18	Crenshaw Athletic	*	212.500	37.600 16	36.700 18	34.150 20	35.300 15T	35.000 18	33.750 19
	8242 Logan McKeown			12.750	11.900	11.500	12.250	12.400	10.900
	8240 Rylee Crowe			12.650	12.350	11.800	12.000	11.600	11.750
	8241 Joshua Branstetter			12.200	12.450	10.850	11.050	11.000	11.100
19	Salto Gymnastics	*	211.700	36.050 20	36.200 20	35.000 16T	35.450 12	36.850 13	32.150 22
	8176 Matthew Underhill			12.100	11.050	11.550	11.900	12.300	10.550
	8174 Saahil Tumuluri			12.000	12.900	11.750	11.800	12.200	11.800
	8175 Sam Marek			11.950	12.250	11.700	11.750	12.350	9.800
20	NEAG- Marlborough	*	211.450	37.950 14	36.000 21T	35.650 14	35.400 13	32.550 22	33.900 18
	8198 Jonah Henderson			13.050	11.200	11.250	12.000	11.900	10.450
	8197 Michelangelo Villani			12.500	11.950	12.200	11.600	9.200	11.000
	8196 Alex Vandendries			12.400	12.850	12.200	11.800	11.450	12.450
21	Montco Gym	*	207.850	37.150 19	36.000 21T	33.250 21	33.450 21	34.450 20	33.550 20
	8117 Matthew Burgoyne			12.650	11.950	11.700	11.400	11.500	12.000
	8118 Steven Glenn			12.650	11.750	10.450	11.750	11.300	10.200
	8116 Cole Landes			11.850	12.300	11.100	10.300	11.650	11.350
22	LaFleur's Tampa	*	207.200	35.250 22	37.750 12	32.900 22	32.750 22	33.550 21	35.000 14T
	8220 Kyle Mayotte			12.100	12.450	10.950	11.650	12.350	11.900
	8219 Arden Spiro			12.050	12.900	11.100	10.450	11.250	11.600
	8218 Corey Mayotte			11.100	12.400	10.850	10.650	9.950	11.500