

2016 Men's JO Nationals

Meet Results

May 4-8, 2016







Page: 1

Printed: 5/5/2016 10:10 PM

Men / 10 / 17 yrs

Session: 3J,3S







Judge's Signatures

Rank	Num	Name	Gym	Diff:							AA
1	2248	Matthew Wenske	Cypress Academy	6.000	5.400	5.600	6.200	5.700	5.300		
				Exec: 8.000	8.550	9.550	9.100	8.350	9.000		
				ND: _____	_____	_____	-0.100	_____	_____		
				Final: 14.000	13.950	15.150	15.200	14.050	14.300	86.650	
				Place: 15T	6	2	2	6T	3	1	
2	2242	Jordan Kovach	Bart Conner Gym Acad	5.800	5.000	5.700	4.700	5.300	5.400		
				Exec: 8.300	8.200	9.200	9.450	9.200	8.800		
				ND: _____	_____	_____	_____	_____	_____		
				Final: 14.100	13.200	14.900	14.150	14.500	14.200	85.050	
				Place: 11T	13T	3	11T	2	5*	2	
3	2107	Andrew Brower	US Gym- Mahwah	5.700	5.500	5.400	4.700	5.100	4.800		
				Exec: 8.900	9.050	8.900	9.150	9.300	8.350		
				ND: _____	_____	_____	_____	_____	_____		
				Final: 14.600	14.550	14.300	13.850	14.400	13.150	84.850	
				Place: 7	1	6	21	3	16	3	
4	2194	Cutter Fugett	5280 Gym North	5.300	4.800	4.900	4.400	4.900	5.300		
				Exec: 9.250	8.950	9.300	9.350	8.900	9.250		
				ND: _____	_____	_____	_____	_____	_____		
				Final: 14.550	13.750	14.200	13.750	13.800	14.550	84.600	
				Place: 8	8T	7	22T	10	1	4	
5	2272	Bailey Perez	Premier Gym Academy	5.800	4.900	5.100	5.600	5.300	5.100		
				Exec: 8.950	7.950	8.850	9.250	9.050	8.600		
				ND: _____	_____	_____	_____	_____	_____		
				Final: 14.750	12.850	13.950	14.850	14.350	13.700	84.450	
				Place: 4	17T	9T	3	4	8	5	
6	2164	Andrew Herrador	West Coast Olympic	6.000	4.800	5.000	5.700	4.500	5.200		
				Exec: 9.250	9.350	8.750	8.750	9.050	8.300		
				ND: _____	_____	_____	-0.300	_____	_____		
				Final: 15.250	14.150	13.750	14.150	13.550	13.500	84.350	
				Place: 1	3	12T	11T	14T	10	6	
7	2217	Jacob Light	Parkettes Mens T-PA	5.600	4.900	5.900	6.100	5.100	4.600		
				Exec: 9.050	8.850	9.350	8.500	8.600	7.700		
				ND: _____	_____	_____	_____	_____	_____		
				Final: 14.650	13.750	15.250	14.600	13.700	12.300	84.250	
				Place: 6	8T	1	4T	12	24*	7	
8	2280	Connor Lewis	Integrity Gym	5.600	4.500	5.100	5.700	4.900	5.000		
				Exec: 9.100	8.650	8.650	8.850	8.850	9.250		
				ND: _____	_____	_____	-0.100	_____	_____		
				Final: 14.700	13.150	13.750	14.450	13.750	14.250	84.050	
				Place: 5	15	12T	8T	11	4	8	
9	2277	Mitchell Brown	DeVeau's School	5.000	5.300	4.900	5.700	5.200	5.100		
				Exec: 9.100	9.050	7.100	8.900	9.400	9.250		
				ND: _____	_____	_____	-0.100	_____	_____		
				Final: 14.100	14.350	12.000	14.500	14.600	14.350	83.900	
				Place: 11T	2	26	7	1	2	9	
10	2210	Jonathan Wang	Levon's Gymnastics	5.100	4.800	4.400	4.700	5.000	4.900		
				Exec: 8.200	9.200	9.500	9.350	9.200	8.650		
				ND: _____	_____	_____	_____	_____	_____		
				Final: 13.300	14.000	13.900	14.050	14.200	13.550	83.000	
				Place: 24	4T	11	14*	5	9	10	

2016 Men's JO Nationals

Meet Results







May 4-8, 2016

Rank	Num	Name	Gym							AA
11	2109	Sebastian Quiana	US Gym- Mahwah	Diff: 6.400	4.900	5.400	5.600	5.200	5.000	
				Exec: 8.800	8.300	7.650	9.100	8.300	8.200	
				ND: _____	_____	_____	-0.100	_____	_____	
				Final: 15.200	13.200	13.050	14.600	13.500	13.200	82.750
				Place: 2	13T	18	4T	17T	15	11
12	2121	Kyte Crigger	Apollo Gym- VA	Diff: 6.100	3.900	4.900	5.300	4.800	4.600	
				Exec: 8.100	8.700	9.050	9.300	8.750	9.200	
				ND: _____	_____	_____	_____	_____	_____	
				Final: 14.200	12.600	13.950	14.600	13.550	13.800	82.700
				Place: 10	22	9T	4T	14T	7	12
13	2105	Favian Valdez	US Gym- Mahwah	Diff: 5.900	5.600	5.200	5.600	5.400	5.100	
				Exec: 7.700	8.400	7.950	8.000	8.600	8.350	
				ND: _____	_____	_____	-0.100	_____	_____	
				Final: 13.600	14.000	13.150	13.500	14.000	13.450	81.700
				Place: 18T	4T	16	24	8	11T	13
14	2118	Frank Bradley	Apollo Gym- VA	Diff: 5.400	4.800	4.800	4.800	4.400	4.400	
				Exec: 8.900	7.500	8.600	9.150	9.450	9.000	
				ND: _____	_____	_____	_____	_____	_____	
				Final: 14.300	12.300	13.400	13.950	13.850	13.400	81.200
				Place: 9	25	14	19	9	13T	14
15	2235	Anton Vorona	TAG USA Gym	Diff: 4.700	5.100	5.600	3.800	5.200	4.600	
				Exec: 9.350	8.800	9.200	9.350	7.600	7.700	
				ND: _____	_____	_____	_____	_____	_____	
				Final: 14.050	13.900	14.800	13.150	12.800	12.300	81.000
				Place: 14	7	4	26	27	24*	15
16	2233	Ryan Orce	Sun Country Gym	Diff: 4.700	5.600	5.400	4.800	5.000	4.900	
				Exec: 8.350	8.100	7.350	9.050	9.050	8.500	
				ND: _____	_____	_____	-0.100	_____	_____	
				Final: 13.050	13.700	12.750	13.750	14.050	13.400	80.700
				Place: 26	10	21	22T	6T	13T	16
17	2284	Trevor North	Hocking Valley Gym	Diff: 5.700	5.600	5.400	4.600	5.000	4.500	
				Exec: 7.800	7.300	8.600	9.550	8.650	7.850	
				ND: _____	_____	_____	_____	_____	_____	
				Final: 13.500	12.900	14.000	14.150	13.650	12.350	80.550
				Place: 20T	16	8	11T	13	23	17
18	2278	Nicholas Guy	DeVeau's School	Diff: 6.100	4.400	4.100	5.800	4.600	3.400	
				Exec: 8.800	8.300	8.550	9.450	8.350	8.550	
				ND: _____	_____	_____	_____	_____	_____	
				Final: 14.900	12.700	12.650	15.250	12.950	11.950	80.400
				Place: 3	20T	23	1	24*	26	18
19	2213	Ben Provost	Daggett's Gymnastics	Diff: 5.500	4.400	4.800	4.700	4.400	4.900	
				Exec: 8.000	7.950	8.300	9.600	9.100	8.100	
				ND: _____	_____	_____	_____	_____	_____	
				Final: 13.500	12.350	13.100	14.300	13.500	13.000	79.750
				Place: 20T	24	17	10	17T	19	19
20	2101	Socrates Gavallas	Monmouth Gym Acad	Diff: 4.500	4.600	4.400	4.400	5.000	5.000	
				Exec: 8.600	8.900	8.150	8.750	8.550	8.450	
				ND: _____	_____	_____	-0.100	_____	_____	
				Final: 13.100	13.500	12.550	13.050	13.550	13.450	79.200
				Place: 25	11	24	28	14T	11T	20

2016 Men's JO Nationals

Meet Results

May 4-8, 2016

Rank	Num	Name	Gym							AA
21	2204	Nate Winneg	NEAG- Marlborough	Diff: 4.800	4.900	4.700	4.700	4.600	4.800	
				Exec: 8.600	8.550	7.250	9.300	8.750	7.800	
				ND:						
				Final: 13.400	13.450	11.950	14.000	13.350	12.600	78.750
				Place: 22	12	27	17*	21	22	21
22T	2108	Timothy Kutyla	US Gym- Mahwah	Diff: 6.000	5.000	5.000	4.700	5.000	5.400	
				Exec: 8.100	6.600	6.850	9.200	7.950	8.800	
				ND:						
				Final: 14.100	11.600	11.850	13.900	12.950	14.200	78.600
				Place: 11T	26	28	20	24T	5*	22T
22T	2196	Kirk Malm	Colorado Training	Diff: 5.100	5.300	4.400	4.400	4.400	4.200	
				Exec: 8.900	7.150	7.800	9.050	9.000	8.900	
				ND:						
				Final: 14.000	12.450	12.200	13.450	13.400	13.100	78.600
				Place: 15T	23	25	25	20	17	22T
24	2244	Gage Dyer	Bart Conner Gym Acad	Diff: 5.600	5.100	4.600	4.700	4.500	4.900	
				Exec: 8.350	7.600	8.400	9.350	9.000	6.400	
				ND:						
				Final: 13.950	12.700	13.000	14.050	13.500	11.300	78.500
				Place: 17	20T	19	14*	17T	28	24
25	2146	Kaden Love	Galaxy Gym- CA	Diff: 5.600	4.900	5.400	4.700	4.600	4.400	
				Exec: 8.000	6.350	7.950	9.300	8.350	8.650	
				ND:						
				Final: 13.600	11.250	13.350	14.000	12.950	13.050	78.200
				Place: 18T	27	15	17*	24*	18	25
26	2268	Basil Szechinski	Chicago Park	Diff: 5.700	4.600	4.900	5.300	4.700	4.900	
				Exec: 5.800	8.250	7.800	9.450	8.550	8.050	
				ND:			-0.300			
				Final: 11.500	12.850	12.700	14.450	13.250	12.950	77.700
				Place: 28	17T	22	8T	23	20	26
27	2141	Darrel Yamamura	Elevate Gym Acad	Diff: 4.400	5.000	4.700	4.700	4.400	4.400	
				Exec: 8.500	7.850	8.250	9.350	7.700	8.300	
				ND:						
				Final: 12.900	12.850	12.950	14.050	12.100	12.700	77.550
				Place: 27	17T	20	14*	28	21	27
28	2137	Brandon Wong	Clovis Acad Of Gym	Diff: 5.100	4.200	5.500	4.800	4.200	3.400	
				Exec: 8.250	6.900	9.250	8.400	9.100	8.150	
				ND:			-0.100			
				Final: 13.350	11.100	14.750	13.100	13.300	11.550	77.150
				Place: 23	28	5	27	22	27	28