

2016 Elite Team Cup

Meet Results







Mar 5, 2016

Page: 1
Printed: 3/5/2016 8:55 PM

Men / SR

Session: 1

Judge's Signatures

Rank	Num	Name	Gym							AA
1	61	John Orozco	Tm Hilton/USOTC	Diff: 5.700	6.600	6.400	4.800	6.700	6.900	
				Exec: 8.900	7.950	9.000	9.150	8.550	8.550	
				ND: _____	_____	_____	-0.100	_____	_____	
				Final: 14.600	14.550	15.400	13.850	15.250	15.450	89.100
				Place: 3	1	1	7	1	1	1
2	62	Joshua Dixon	USOTC	Diff: 6.300	5.500	5.400	5.800	5.400	6.200	
				Exec: 8.850	7.850	8.600	9.200	8.750	8.500	
				ND: _____	_____	_____	_____	_____	_____	
				Final: 15.150	13.350	14.000	15.000	14.150	14.700	86.350
				Place: 1	4	3	1	4T	2	2
3	64	Stacey Ervin	Univ of Michigan	Diff: 6.500	4.800	4.600	5.600	5.600	5.200	
				Exec: 8.050	8.100	8.700	9.200	8.900	8.750	
				ND: _____	_____	_____	_____	_____	_____	
				Final: 14.550	12.900	13.300	14.800	14.500	13.950	84.000
				Place: 4	6	6T	2	3	4	3
4	68	Kiwan Watts	Above the Bar	Diff: 5.900	5.500	5.600	5.200	5.700	4.900	
				Exec: 9.000	7.150	8.200	9.050	8.850	8.650	
				ND: _____	_____	_____	_____	_____	_____	
				Final: 14.900	12.650	13.800	14.250	14.550	13.550	83.700
				Place: 2	7	4T	3T	2	6T	4
5	67	Drew Moling	Ohio State	Diff: 5.300	5.500	6.300	5.600	6.000	5.500	
				Exec: 8.150	8.100	8.500	8.650	8.000	8.050	
				ND: _____	_____	_____	_____	_____	_____	
				Final: 13.450	13.600	14.800	14.250	14.000	13.550	83.650
				Place: 5	3	2	3T	6	6T	5
6	66	Peter Daggett	Univ of Oklahoma	Diff: 5.600	4.700	5.000	4.800	5.300	5.300	
				Exec: 7.750	8.250	8.800	9.200	8.850	7.700	
				ND: _____	_____	_____	_____	_____	_____	
				Final: 13.350	12.950	13.800	14.000	14.150	13.000	81.250
				Place: 6	5	4T	6	4T	9	6
7	60	Thomas Hanson	ASU	Diff: 6.100	4.000	4.600	4.800	4.100	5.400	
				Exec: 6.850	7.700	8.300	9.050	9.200	8.450	
				ND: _____	_____	_____	-0.100	_____	_____	
				Final: 12.950	11.700	12.900	13.750	13.300	13.850	78.450
				Place: 8	9	8	8	8	5	7
8	63	Douglass Johnson	SC United	Diff: 5.200	3.800	4.900	4.400	5.800	5.300	
				Exec: 7.000	8.200	8.400	8.250	7.850	7.950	
				ND: _____	_____	_____	_____	_____	_____	
				Final: 12.200	12.000	13.300	12.650	13.650	13.250	77.050
				Place: 9	8	6T	9	7	8	8
9	65	Adrian de los Angeles	Univ of Michigan	Diff: 6.100	5.600	_____	5.200	5.300	5.200	
				Exec: 7.050	8.650	_____	8.950	7.050	8.800	
				ND: _____	_____	_____	_____	_____	_____	
				Final: 13.150	14.250	_____	14.150	12.350	14.000	67.900
				Place: 7	2	9	5	9	3	9