







USAG COLLEGIATE TEAM & AA

Scores







Mar 20, 2015

Num	Name	Team									AA
		#1	#2	#3							
<u>AIR FORCE</u>											
113	Josh Ramos	A			14.950	14.200	___	14.250	15.600	14.550	73.550
114	Nick Gaudlip	A			14.650	___	14.050	___	14.400	14.700	57.800
102	Arinn Wade	A			___	15.400	14.250	___	14.000	13.500	57.150
101	Aaron Nubine	A			15.150	___	13.850	14.300	___	12.800	56.100
106	Denis Aurelius	A			14.600	___	15.200	14.150	___	___	43.950
104	Chase Cannon	A			___	___	___	14.350	14.200	15.100	43.650
110	Greg Chaput	A			___	14.150	___	___	14.800	___	28.950
108	Fletcher Braunton	A			___	13.100	15.050	___	___	___	28.150
116	Tim Wang	A			___	15.150	___	___	___	___	15.150
112	Josh Pyne	A			___	___	___	14.450	___	___	14.450
109	Gared Chapman	A			13.950	___	___	___	___	___	13.950
<u>ARIZONA STATE</u>											
215	Thomas Hanson	A			14.900	11.550	14.050	14.100	12.800	13.300	80.700
213	Nikita Latman	A			13.900	13.200	12.700	13.950	14.200	12.700	80.650
217	Zach Mollett	A			14.100	13.450	___	___	13.850	___	41.400
212	Michael Repp	A			14.350	12.500	___	___	13.400	___	40.250
204	Connor Lyons	A			___	___	___	12.450	13.700	13.150	39.300
205	Daniel Bronnenberg	A			14.350	___	___	14.350	___	___	28.700
214	Riley Ward	A			___	___	14.000	13.750	___	___	27.750
218	Zeke Howald	A			___	13.750	___	___	13.800	___	27.550
211	Mark Treybal	A			___	___	14.200	___	___	12.150	26.350
203	Chas VandeMotte	A			___	___	___	13.850	___	9.550	23.400
210	Landon Fischer	A			___	___	14.950	___	___	___	14.950
207	Jared Newman	A			___	___	13.650	___	___	___	13.650
206	Jared Chin	A			___	13.450	___	___	___	___	13.450
201	Austin Kane	A			___	10.900	___	___	___	___	10.900
209	Kevin Riggle	A			___	___	___	___	___	___	___
<u>NAVY</u>											
302	Jonathan Tang	A			14.350	12.600	14.250	14.150	14.350	14.050	83.750
309	Mitchell Larios	A			14.650	___	___	14.650	14.100	___	43.400
306	Eric Viscardi	A			14.600	___	14.250	14.300	___	___	43.150
311	Thomas Goodell	A			___	___	14.700	___	14.000	13.350	42.050
310	Noah Beeman	A			14.350	12.750	___	___	___	13.550	40.650
304	David Frick	A			___	___	___	14.150	12.700	12.350	39.200
301	Connor Gonzales	A			___	___	13.900	___	13.750	___	27.650
305	Eric Morrison	A			14.000	13.450	___	___	___	___	27.450
307	Josh Steves	A			___	___	14.650	___	___	12.650	27.300

USAG COLLEGIATE TEAM & AA

Scores







Mar 20, 2015

Num	Name	Team									AA
		#1	#2	#3							
<u>NAVY</u> continued...											
314	Zac Ceroli	A					14.100				14.100
303	Connor Westrick	A			12.050						12.050
308	Michael Dorsey	A			11.700						11.700
<u>SO CAL UNITED</u>											
404	Douglass Johnson	A	14.000	12.900	14.300	13.900	14.550	12.400			82.050
403	Bryan DeLosSantos	A	13.850	11.850	13.850	13.100	13.200	12.650			78.500
401	Andrew Kirk	A	12.050	10.400	12.500	12.700	12.800	10.000			70.450
409	Nick Horner	A		10.400	12.050	12.350	12.750				47.550
406	Kevin Kichic	A			13.700		11.450	12.900			38.050
408	Micah Cliffe	A	13.550			12.700		9.800			36.050
407	Matt Fukumoto	A	11.900	10.900							22.800
<u>SPRINGFIELD</u>											
507	Jon Zirna	A	13.050	14.600	13.500	13.350	13.800	12.400			80.700
515	Tucker McClure	A	13.800	13.900		14.550		13.750			56.000
506	Ian Stratton	A	13.750		14.050	14.150	12.100				54.050
513	Sam Docherty	A			13.300	13.850	13.500				40.650
501	Alex Campagnon	A	13.400			14.050					27.450
508	Joshua Dieker	A			14.350			11.650			26.000
511	Philip Ordonez	A					13.000	12.800			25.800
502	Andy Grabowski	A	13.350					12.400			25.750
504	Chris Graff	A		11.150	14.000						25.150
510	Pat Ryther	A		14.350							14.350
509	Mike Grimaldi	A					13.500				13.500
505	Derek Taranto	A						13.300			13.300
503	Brian Cogan	A		12.850							12.850
514	Tim Lebbossiere	A				12.600					12.600
<u>TEMPLE</u>											
607	Jakob Welsh	A	13.150	11.700	13.600	14.150	12.950	13.200			78.750
611	Michael Bittner	A		14.000		13.800		13.850			41.650
603	Casey Polizzotto	A	13.750			14.250	13.100				41.100
609	Jon Rydzefski	A			14.000		12.550	13.850			40.400
601	Antone Wright	A			14.000	14.150	12.000				40.150
612	Misha Kustin	A		13.600			13.300	12.850			39.750
613	Patrick Henley	A	14.100			14.500					28.600
602	Blaise Cosenza	A	14.250					12.800			27.050
610	Jordan Motter	A	13.000			13.900					26.900
605	Demetris Zambas	A		11.750	13.700						25.450

USAG COLLEGIATE TEAM & AA

Scores

Mar 20, 2015

Num	Name	Team									AA
		#1	#2	#3							
TEMPLE continued...											
606	Grady Cooper	A			—	—	13.200	—	—	—	13.200
608	Joe Luca	A			—	13.050	—	—	—	—	13.050
WASHINGTON											
706	Justin Rowen	A			14.100	12.250	13.000	14.650	13.200	13.800	81.000
704	Carl Meader	A			14.350	12.700	14.100	13.750	13.500	12.250	80.650
708	Nathan Tsuji	A			13.800	12.000	13.450	14.350	13.400	13.000	80.000
709	Nick Kano	A			14.050	12.000	14.650	13.200	12.550	12.250	78.700
701	Aaron Moss	A			14.450	13.250	13.600	—	—	13.100	54.400
707	Max Soifer	A			13.550	12.000	—	—	13.300	—	38.850
705	Franklin Stutevoss	A			—	—	—	13.500	12.500	—	26.000
710	Wyatt Zmrzel	A			—	—	—	—	—	—	—
WILLIAM & MARY											
802	Aria Sabbagh	A			13.850	12.200	14.000	14.050	13.600	13.650	81.350
807	Keaton Ackerman	A			14.050	13.450	—	—	13.450	13.450	54.400
811	Peter Ten Eyck	A			—	14.650	13.500	—	13.600	—	41.750
808	Michael Dietz	A			13.500	—	—	14.200	—	13.900	41.600
812	Rob Meyer	A			—	12.650	14.100	—	13.700	—	40.450
801	Adam Avant	A			13.950	—	—	14.000	—	12.300	40.250
813	Simon Casey	A			12.700	13.300	—	—	—	—	26.000
806	Jeremiah McReynolds	A			—	—	14.300	—	—	11.000	25.300
809	Neal Courter	A			—	—	—	14.800	—	—	14.800
810	Nick Van Dyke	A			—	—	—	14.550	—	—	14.550
805	Jason Wang	A			—	14.500	—	—	—	—	14.500
804	J.J. Jindra	A			—	—	14.200	—	—	—	14.200
803	Griffin Antle	A			—	—	—	—	13.150	—	13.150