

# 2015 Men's JE Finals

## Meet Results - Multi







May 5-10, 2015

Page: 1  
Printed: 5/10/2015 12:04:45 PM

Men / 8 / JE 11 yrs

Session: 9-8

Judge's Signatures

Rank	Num	Name/Gym								AA
1	8284	Asher Hong WOGA Frisco	Prelims Finals	13.600 9.800	14.500 9.700	14.150 9.800	12.150 9.300	13.700 9.300	12.450 9.300	80.550 57.200
				<u>Combined Total:</u>						<u>137.750</u>
2	8286	Joshua Karnes Lakers Gymnastics	Prelims Finals	13.300 9.350	13.900 9.800	14.300 9.850	11.850 9.350	12.900 9.000	13.250 9.600	79.500 56.950
				<u>Combined Total:</u>						<u>136.450</u>
3T	8256	Isaiah Drake Gymnastics Olympica	Prelims Finals	13.600 9.500	13.950 9.500	13.200 8.900	13.100 9.200	13.100 9.350	12.600 9.750	79.550 56.200
				<u>Combined Total:</u>						<u>135.750</u>
3T	8268	Dallas Hale WOGA Frisco	Prelims Finals	13.700 8.950	12.950 9.300	13.750 9.350	12.950 8.950	14.250 9.400	12.750 9.450	80.350 55.400
				<u>Combined Total:</u>						<u>135.750</u>
5	8265	Fuzzy Benas HGC	Prelims Finals	13.350 9.250	13.300 9.850	13.800 9.700	12.750 9.150	13.550 9.150	11.850 9.500	78.600 56.600
				<u>Combined Total:</u>						<u>135.200</u>
6	8276	Vishal Mandava Premier Gym West	Prelims Finals	13.150 9.250	13.950 9.800	13.300 9.300	12.550 9.400	13.350 8.900	12.300 9.300	78.600 55.950
				<u>Combined Total:</u>						<u>134.550</u>
7	8259	Raydel Gamboa North Valley Gym	Prelims Finals	13.700 9.400	13.450 9.600	12.450 9.300	13.450 9.250	11.900 9.550	12.500 9.500	77.450 56.600
				<u>Combined Total:</u>						<u>134.050</u>
8	8257	Landon Wu International Gym	Prelims Finals	13.700 9.500	11.200 10.000	12.950 9.550	12.900 9.250	12.600 9.050	12.550 9.750	75.900 57.100
				<u>Combined Total:</u>						<u>133.000</u>
9T	8269	Cameron Lee WOGA Frisco	Prelims Finals	13.400 9.050	13.550 9.750	13.200 9.050	12.300 9.350	12.400 8.950	12.650 9.200	77.500 55.350
				<u>Combined Total:</u>						<u>132.850</u>
9T	8281	Ian Lasic-Ellis NESMA MA	Prelims Finals	13.850 9.200	13.600 9.800	13.750 9.500	11.150 9.200	12.650 8.750	12.000 9.400	77.000 55.850
				<u>Combined Total:</u>						<u>132.850</u>
11	8275	Rithik Puri Lakeshore Academy	Prelims Finals	13.100 9.550	13.000 9.450	13.050 9.300	12.300 9.250	13.000 9.050	12.050 9.050	76.500 55.650
				<u>Combined Total:</u>						<u>132.150</u>
12	8280	Taylor Burkhart 5280 Gym South	Prelims Finals	14.000 9.500	14.200 8.200	12.650 9.200	13.200 9.500	11.800 8.550	12.000 9.300	77.850 54.250
				<u>Combined Total:</u>						<u>132.100</u>
13	8272	Javier Alfonso Universal Gymnastics	Prelims Finals	13.700 9.350	12.800 9.400	12.400 9.450	12.900 9.450	12.700 9.200	11.250 9.450	75.750 56.300
				<u>Combined Total:</u>						<u>132.050</u>

# 2015 Men's JE Finals



## Meet Results - Multi

May 5-10, 2015

Page: 2  
Printed: 5/10/2015 12:04:45 PM

Men / 8 / JE 11 yrs

Session: 9-8

Rank	Num	Name/Gym								AA
14	8283	Tas Hajdu Vitaly Scherbo Gym	Prelims Finals	13.300 9.350	14.100 9.850	12.650 8.750	12.050 8.500	13.000 9.100	11.700 8.700	76.800 54.250
				<u>Combined Total:</u>						<u>131.050</u>
15	8262	Tyler Shimizu West Coast Olympia	Prelims Finals	13.700 9.100	13.850 9.750	12.600 8.700	12.800 9.300	11.400 8.500	11.900 9.250	76.250 54.600
				<u>Combined Total:</u>						<u>130.850</u>
16	8279	Kyler Hartley 5280 Gym South	Prelims Finals	13.000 8.750	13.900 9.900	12.700 9.050	11.800 8.900	13.500 8.600	11.900 8.450	76.800 53.650
				<u>Combined Total:</u>						<u>130.450</u>
17	8277	Tegshmurun Jamiyankhuu Lakeshore Academy	Prelims Finals	12.250 9.400	13.550 9.700	12.300 8.600	12.850 9.150	13.150 9.050	11.300 9.050	75.400 54.950
				<u>Combined Total:</u>						<u>130.350</u>
18	8274	Cody Troha Lakeshore Academy	Prelims Finals	12.950 9.000	13.300 9.600	13.150 9.450	10.750 9.250	12.850 9.100	11.850 8.900	74.850 55.300
				<u>Combined Total:</u>						<u>130.150</u>
19	8290	Denis Irimiea Universal Gymnastics	Prelims Finals	11.850 8.650	13.200 9.900	13.100 9.700	11.100 9.100	13.200 8.500	12.150 8.600	74.600 54.450
				<u>Combined Total:</u>						<u>129.050</u>
20T	8267	Charlie Miles Houston Elite Gym	Prelims Finals	13.050 9.000	12.800 9.600	13.150 8.950	10.350 9.250	13.250 8.250	11.150 9.250	73.750 54.300
				<u>Combined Total:</u>						<u>128.050</u>
20T	8289	Samuel Smith Excalibur	Prelims Finals	12.600 8.950	12.700 9.150	13.150 8.900	12.000 9.000	12.400 8.400	11.550 9.250	74.400 53.650
				<u>Combined Total:</u>						<u>128.050</u>
22	8270	Khoi Young Sportsplex Gymnastic	Prelims Finals	12.650 9.150	13.600 9.650	13.000 8.650	12.000 8.950	11.100 8.650	11.900 8.600	74.250 53.650
				<u>Combined Total:</u>						<u>127.900</u>
23	8258	Joey Pepe North Valley Gym	Prelims Finals	12.600 9.000	13.200 9.150	11.950 8.950	12.300 8.800	12.650 9.050	10.350 9.000	73.050 53.950
				<u>Combined Total:</u>						<u>127.000</u>
24	8288	Finley Stearn Twisters Gym- MD	Prelims Finals	12.700 9.100	12.750 8.750	12.750 8.750	11.850 9.000	13.500 8.350	10.100 8.900	73.650 52.850
				<u>Combined Total:</u>						<u>126.500</u>
25	8260	Dylan Yamaguchi SCATS Gymnastics	Prelims Finals	12.800 8.750	12.850 9.200	12.800 8.750	11.800 8.950	13.250 6.350	11.500 8.800	75.000 50.800
				<u>Combined Total:</u>						<u>125.800</u>
26	8278	Dante Harmes Acros Gymnastics	Prelims Finals	13.250 8.650	13.550 8.950	12.250 8.450	12.650 8.700	13.100 9.000	10.800 6.250	75.600 50.000
				<u>Combined Total:</u>						<u>125.600</u>

# 2015 Men's JE Finals

## Meet Results - Multi







May 5-10, 2015

Page: 3

Printed: 5/10/2015 12:04:46 PM

Men / 8 / JE 11 yrs

Session: 9-8

Rank	Num	Name/Gym								AA
27	8273	William Howard Chicago Park	Prelims Finals	12.050 9.200	12.750 8.650	12.700 8.500	12.100 8.800	13.150 7.950	10.550 8.800	73.300 51.900
				<u>Combined Total:</u>						<u>125.200</u>
28	8271	Carter Cocharo Blaze Gymnastics	Prelims Finals	13.050 8.900	12.850 9.400	11.950 8.450	10.500 9.100	12.400 7.750	11.450 8.650	72.200 52.250
				<u>Combined Total:</u>						<u>124.450</u>
29	8291	Luke McFarland Daggett's Gym	Prelims Finals	13.500 8.700	13.100 9.700	11.750 7.950	11.550 8.850	12.550 8.750	10.000 8.000	72.450 51.950
				<u>Combined Total:</u>						<u>124.400</u>
30	8254	Matthew Krall CA Sports Center-RS	Prelims Finals	12.800 7.900	13.650 9.500	13.000 7.600	11.150 8.850	12.650 7.450	10.900 7.600	74.150 48.900
				<u>Combined Total:</u>						<u>123.050</u>
31	8264	Logan McKeown Crenshaw Athletic	Prelims Finals	12.700 7.550	13.200 8.750	11.650 8.450	11.450 9.350	11.950 8.400	11.450 7.800	72.400 50.300
				<u>Combined Total:</u>						<u>122.700</u>
32	8255	Ian Jones Eric Will Gym Center	Prelims Finals	11.800 8.600	12.550 9.600	11.750 8.200	12.100 8.950	11.500 7.400	9.600 8.800	69.300 51.550
				<u>Combined Total:</u>						<u>120.850</u>
33	8263	Sean Shimizu West Coast Olympia	Prelims Finals	12.200 8.000	12.850 9.000	12.450 7.200	10.350 8.500	12.300 7.900	11.600 8.300	71.750 48.900
				<u>Combined Total:</u>						<u>120.650</u>
34	8282	Sergey Popov NESMA MA	Prelims Finals	13.050 8.400	12.700 9.100	11.800 7.750	10.300 8.250	11.150 6.700	9.450 7.150	68.450 47.350
				<u>Combined Total:</u>						<u>115.800</u>
35	8287	Matthew Coombs Montgomery Co Sports	Prelims Finals	11.700 0.000	11.300 9.600	11.700 8.800	0.000 0.000	11.050 8.500	11.450 8.100	57.200 35.000
				<u>Combined Total:</u>						<u>92.200</u>

# 2015 Men's JE Finals

## Event Results - Multi

May 5-10, 2015

#1 = 2015 Men's JE Finals: 100%

#2 = 2015 Men's JO Nationals: 100%

Page: 1  
Printed: 5/10/2015 12:07:32 PM

Men / 8 / JE 11 yrs

Session: 9-8



Place	Num	Name	Gym	#2	#1	Score
1	8280	Taylor Burkhart	5280 Gym South	14.000	9.500	23.500
2	8284	Asher Hong	WOGA Frisco	13.600	9.800	23.400
3	8257	Landon Wu	International Gym	13.700	9.500	23.200
4T	8256	Isaiah Drake	Gymnastics Olympica	13.600	9.500	23.100
4T	8259	Raydel Gamboa	North Valley Gym	13.700	9.400	23.100
6T	8272	Javier Alfonso	Universal Gymnastics	13.700	9.350	23.050
6T	8281	Ian Lasic-Ellis	NESA MA	13.850	9.200	23.050
8	8262	Tyler Shimizu	West Coast Olympia	13.700	9.100	22.800
9T	8275	Rithik Puri	Lakeshore Academy	13.100	9.550	22.650
9T	8283	Tas Hajdu	Vitaly Scherbo Gym	13.300	9.350	22.650
9T	8286	Joshua Karnes	Lakers Gymnastics	13.300	9.350	22.650
9T	8268	Dallas Hale	WOGA Frisco	13.700	8.950	22.650
13	8265	Fuzzy Benas	HGC	13.350	9.250	22.600
14	8269	Cameron Lee	WOGA Frisco	13.400	9.050	22.450
15	8276	Vishal Mandava	Premier Gym West	13.150	9.250	22.400
16	8291	Luke McFarland	Daggett's Gym	13.500	8.700	22.200
17	8267	Charlie Miles	Houston Elite Gym	13.050	9.000	22.050
18T	8271	Carter Cochardo	Blaze Gymnastics	13.050	8.900	21.950
18T	8274	Cody Troha	Lakeshore Academy	12.950	9.000	21.950
20	8278	Dante Harmes	Acros Gymnastics	13.250	8.650	21.900
21T	8288	Finley Stearn	Twisters Gym- MD	12.700	9.100	21.800
21T	8270	Khoi Young	Sportsplex Gymnastic	12.650	9.150	21.800
23	8279	Kyler Hartley	5280 Gym South	13.000	8.750	21.750
24	8277	Tegshmurun Jamiyankhuu	Lakeshore Academy	12.250	9.400	21.650
25	8258	Joey Pepe	North Valley Gym	12.600	9.000	21.600
26T	8260	Dylan Yamaguchi	SCATS Gymnastics	12.800	8.750	21.550
26T	8289	Samuel Smith	Excalibur	12.600	8.950	21.550
28	8282	Sergey Popov	NESA MA	13.050	8.400	21.450
29	8273	William Howard	Chicago Park	12.050	9.200	21.250
30	8254	Matthew Krall	CA Sports Center-RS	12.800	7.900	20.700
31	8290	Denis Irimiea	Universal Gymnastics	11.850	8.650	20.500
32	8255	Ian Jones	Eric Will Gym Center	11.800	8.600	20.400
33	8264	Logan McKeown	Crenshaw Athletic	12.700	7.550	20.250
34	8263	Sean Shimizu	West Coast Olympia	12.200	8.000	20.200
35	8287	Matthew Coombs	Montgomery Co Sports	11.700	0.000	11.700

# 2015 Men's JE Finals

## Event Results - Multi

May 5-10, 2015

#1 = 2015 Men's JE Finals: 100%

#2 = 2015 Men's JO Nationals: 100%

Page: 1

Printed: 5/10/2015 12:07:37 PM

Men / 8 / JE 11 yrs

Session: 9-8



Place	Num	Name	Gym	#2	#1	Score
1	8284	Asher Hong	WOGA Frisco	14.500	9.700	24.200
2	8283	Tas Hajdu	Vitaly Scherbo Gym	14.100	9.850	23.950
3	8279	Kyler Hartley	5280 Gym South	13.900	9.900	23.800
4	8276	Vishal Mandava	Premier Gym West	13.950	9.800	23.750
5	8286	Joshua Karnes	Lakers Gymnastics	13.900	9.800	23.700
6	8262	Tyler Shimizu	West Coast Olympia	13.850	9.750	23.600
7	8256	Isaiah Drake	Gymnastics Olympica	13.950	9.500	23.450
8	8281	Ian Lasic-Ellis	NESA MA	13.600	9.800	23.400
9	8269	Cameron Lee	WOGA Frisco	13.550	9.750	23.300
10T	8270	Khoi Young	Sportsplex Gymnastic	13.600	9.650	23.250
10T	8277	Tegshmurun Jamiyankhuu	Lakeshore Academy	13.550	9.700	23.250
12T	8265	Fuzzy Benas	HGC	13.300	9.850	23.150
12T	8254	Matthew Krall	CA Sports Center-RS	13.650	9.500	23.150
14	8290	Denis Irimiea	Universal Gymnastics	13.200	9.900	23.100
15	8259	Raydel Gamboa	North Valley Gym	13.450	9.600	23.050
16	8274	Cody Troha	Lakeshore Academy	13.300	9.600	22.900
17	8291	Luke McFarland	Daggett's Gym	13.100	9.700	22.800
18	8278	Dante Harmes	Acros Gymnastics	13.550	8.950	22.500
19	8275	Rithik Puri	Lakeshore Academy	13.000	9.450	22.450
20T	8267	Charlie Miles	Houston Elite Gym	12.800	9.600	22.400
20T	8280	Taylor Burkhart	5280 Gym South	14.200	8.200	22.400
22	8258	Joey Pepe	North Valley Gym	13.200	9.150	22.350
23T	8268	Dallas Hale	WOGA Frisco	12.950	9.300	22.250
23T	8271	Carter Cochardo	Blaze Gymnastics	12.850	9.400	22.250
25	8272	Javier Alfonso	Universal Gymnastics	12.800	9.400	22.200
26	8255	Ian Jones	Eric Will Gym Center	12.550	9.600	22.150
27	8260	Dylan Yamaguchi	SCATS Gymnastics	12.850	9.200	22.050
28	8264	Logan McKeown	Crenshaw Athletic	13.200	8.750	21.950
29T	8263	Sean Shimizu	West Coast Olympia	12.850	9.000	21.850
29T	8289	Samuel Smith	Excalibur	12.700	9.150	21.850
31	8282	Sergey Popov	NESA MA	12.700	9.100	21.800
32	8288	Finley Stearn	Twisters Gym- MD	12.750	8.750	21.500
33	8273	William Howard	Chicago Park	12.750	8.650	21.400
34	8257	Landon Wu	International Gym	11.200	10.000	21.200
35	8287	Matthew Coombs	Montgomery Co Sports	11.300	9.600	20.900

# 2015 Men's JE Finals

## Event Results - Multi

May 5-10, 2015

#1 = 2015 Men's JE Finals: 100%

#2 = 2015 Men's JO Nationals: 100%

Page: 1  
Printed: 5/10/2015 12:07:42 PM

Men / 8 / JE 11 yrs

Session: 9-8



Place	Num	Name	Gym	#2	#1	Score
1	8286	Joshua Karnes	Lakers Gymnastics	14.300	9.850	24.150
2	8284	Asher Hong	WOGA Frisco	14.150	9.800	23.950
3	8265	Fuzzy Benas	HGC	13.800	9.700	23.500
4	8281	Ian Lasic-Ellis	NESA MA	13.750	9.500	23.250
5	8268	Dallas Hale	WOGA Frisco	13.750	9.350	23.100
6	8290	Denis Irimiea	Universal Gymnastics	13.100	9.700	22.800
7T	8276	Vishal Mandava	Premier Gym West	13.300	9.300	22.600
7T	8274	Cody Troha	Lakeshore Academy	13.150	9.450	22.600
9	8257	Landon Wu	International Gym	12.950	9.550	22.500
10	8275	Rithik Puri	Lakeshore Academy	13.050	9.300	22.350
11	8269	Cameron Lee	WOGA Frisco	13.200	9.050	22.250
12T	8256	Isaiah Drake	Gymnastics Olympica	13.200	8.900	22.100
12T	8267	Charlie Miles	Houston Elite Gym	13.150	8.950	22.100
14	8289	Samuel Smith	Excalibur	13.150	8.900	22.050
15T	8272	Javier Alfonso	Universal Gymnastics	12.400	9.450	21.850
15T	8280	Taylor Burkhart	5280 Gym South	12.650	9.200	21.850
17T	8259	Raydel Gamboa	North Valley Gym	12.450	9.300	21.750
17T	8279	Kyler Hartley	5280 Gym South	12.700	9.050	21.750
19	8270	Khoi Young	Sportsplex Gymnastic	13.000	8.650	21.650
20	8260	Dylan Yamaguchi	SCATS Gymnastics	12.800	8.750	21.550
21	8288	Finley Stearn	Twisters Gym- MD	12.750	8.750	21.500
22	8283	Tas Hajdu	Vitaly Scherbo Gym	12.650	8.750	21.400
23	8262	Tyler Shimizu	West Coast Olympia	12.600	8.700	21.300
24	8273	William Howard	Chicago Park	12.700	8.500	21.200
25T	8277	Tegshmurun Jamiyankhuu	Lakeshore Academy	12.300	8.600	20.900
25T	8258	Joey Pepe	North Valley Gym	11.950	8.950	20.900
27	8278	Dante Harmes	Acros Gymnastics	12.250	8.450	20.700
28	8254	Matthew Krall	CA Sports Center-RS	13.000	7.600	20.600
29	8287	Matthew Coombs	Montgomery Co Sports	11.700	8.800	20.500
30	8271	Carter Cocharo	Blaze Gymnastics	11.950	8.450	20.400
31	8264	Logan McKeown	Crenshaw Athletic	11.650	8.450	20.100
32	8255	Ian Jones	Eric Will Gym Center	11.750	8.200	19.950
33	8291	Luke McFarland	Daggett's Gym	11.750	7.950	19.700
34	8263	Sean Shimizu	West Coast Olympia	12.450	7.200	19.650
35	8282	Sergey Popov	NESA MA	11.800	7.750	19.550

# 2015 Men's JE Finals

## Event Results - Multi

May 5-10, 2015

#1 = 2015 Men's JE Finals: 100%

#2 = 2015 Men's JO Nationals: 100%

Page: 1

Printed: 5/10/2015 12:07:48 PM

Men / 8 / JE 11 yrs

Session: 9-8



Place	Num	Name	Gym	#2	#1	Score
1T	8259	Raydel Gamboa	North Valley Gym	13.450	9.250	22.700
1T	8280	Taylor Burkhart	5280 Gym South	13.200	9.500	22.700
3	8272	Javier Alfonso	Universal Gymnastics	12.900	9.450	22.350
4	8256	Isaiah Drake	Gymnastics Olympica	13.100	9.200	22.300
5	8257	Landon Wu	International Gym	12.900	9.250	22.150
6	8262	Tyler Shimizu	West Coast Olympia	12.800	9.300	22.100
7	8277	Tegshmurun Jamiyankhuu	Lakeshore Academy	12.850	9.150	22.000
8	8276	Vishal Mandava	Premier Gym West	12.550	9.400	21.950
9T	8265	Fuzzy Benas	HGC	12.750	9.150	21.900
9T	8268	Dallas Hale	WOGA Frisco	12.950	8.950	21.900
11	8269	Cameron Lee	WOGA Frisco	12.300	9.350	21.650
12	8275	Rithik Puri	Lakeshore Academy	12.300	9.250	21.550
13	8284	Asher Hong	WOGA Frisco	12.150	9.300	21.450
14	8278	Dante Harmes	Acros Gymnastics	12.650	8.700	21.350
15	8286	Joshua Karnes	Lakers Gymnastics	11.850	9.350	21.200
16	8258	Joey Pepe	North Valley Gym	12.300	8.800	21.100
17	8255	Ian Jones	Eric Will Gym Center	12.100	8.950	21.050
18	8289	Samuel Smith	Excalibur	12.000	9.000	21.000
19	8270	Khoi Young	Sportsplex Gymnastic	12.000	8.950	20.950
20	8273	William Howard	Chicago Park	12.100	8.800	20.900
21	8288	Finley Stearn	Twisters Gym- MD	11.850	9.000	20.850
22	8264	Logan McKeown	Crenshaw Athletic	11.450	9.350	20.800
23	8260	Dylan Yamaguchi	SCATS Gymnastics	11.800	8.950	20.750
24	8279	Kyler Hartley	5280 Gym South	11.800	8.900	20.700
25	8283	Tas Hajdu	Vitaly Scherbo Gym	12.050	8.500	20.550
26	8291	Luke McFarland	Daggett's Gym	11.550	8.850	20.400
27	8281	Ian Lasic-Ellis	NESA MA	11.150	9.200	20.350
28	8290	Denis Irimiea	Universal Gymnastics	11.100	9.100	20.200
29T	8254	Matthew Krall	CA Sports Center-RS	11.150	8.850	20.000
29T	8274	Cody Troha	Lakeshore Academy	10.750	9.250	20.000
31T	8267	Charlie Miles	Houston Elite Gym	10.350	9.250	19.600
31T	8271	Carter Cochardo	Blaze Gymnastics	10.500	9.100	19.600
33	8263	Sean Shimizu	West Coast Olympia	10.350	8.500	18.850
34	8282	Sergey Popov	NESA MA	10.300	8.250	18.550
35	8287	Matthew Coombs	Montgomery Co Sports	0.000	0.000	0.000

# 2015 Men's JE Finals

## Event Results - Multi

May 5-10, 2015

#1 = 2015 Men's JE Finals: 100%

#2 = 2015 Men's JO Nationals: 100%

Page: 1

Printed: 5/10/2015 12:07:54 PM

Men / 8 / JE 11 yrs

Session: 9-8



Place	Num	Name	Gym	#2	#1	Score
1	8268	Dallas Hale	WOGA Frisco	14.250	9.400	23.650
2	8284	Asher Hong	WOGA Frisco	13.700	9.300	23.000
3	8265	Fuzzy Benas	HGC	13.550	9.150	22.700
4	8256	Isaiah Drake	Gymnastics Olympica	13.100	9.350	22.450
5	8276	Vishal Mandava	Premier Gym West	13.350	8.900	22.250
6	8277	Tegshmurun Jamiyankhuu	Lakeshore Academy	13.150	9.050	22.200
7T	8278	Dante Harmes	Acros Gymnastics	13.100	9.000	22.100
7T	8279	Kyler Hartley	5280 Gym South	13.500	8.600	22.100
7T	8283	Tas Hajdu	Vitaly Scherbo Gym	13.000	9.100	22.100
10	8275	Rithik Puri	Lakeshore Academy	13.000	9.050	22.050
11	8274	Cody Troha	Lakeshore Academy	12.850	9.100	21.950
12T	8272	Javier Alfonso	Universal Gymnastics	12.700	9.200	21.900
12T	8286	Joshua Karnes	Lakers Gymnastics	12.900	9.000	21.900
14	8288	Finley Stearn	Twisters Gym- MD	13.500	8.350	21.850
15T	8258	Joey Pepe	North Valley Gym	12.650	9.050	21.700
15T	8290	Denis Irimiea	Universal Gymnastics	13.200	8.500	21.700
17	8257	Landon Wu	International Gym	12.600	9.050	21.650
18	8267	Charlie Miles	Houston Elite Gym	13.250	8.250	21.500
19	8259	Raydel Gamboa	North Valley Gym	11.900	9.550	21.450
20	8281	Ian Lasic-Ellis	NESA MA	12.650	8.750	21.400
21	8269	Cameron Lee	WOGA Frisco	12.400	8.950	21.350
22	8291	Luke McFarland	Daggett's Gym	12.550	8.750	21.300
23	8273	William Howard	Chicago Park	13.150	7.950	21.100
24	8289	Samuel Smith	Excalibur	12.400	8.400	20.800
25T	8280	Taylor Burkhart	5280 Gym South	11.800	8.550	20.350
25T	8264	Logan McKeown	Crenshaw Athletic	11.950	8.400	20.350
27	8263	Sean Shimizu	West Coast Olympia	12.300	7.900	20.200
28	8271	Carter Cochardo	Blaze Gymnastics	12.400	7.750	20.150
29	8254	Matthew Krall	CA Sports Center-RS	12.650	7.450	20.100
30	8262	Tyler Shimizu	West Coast Olympia	11.400	8.500	19.900
31	8270	Khoi Young	Sportsplex Gymnastic	11.100	8.650	19.750
32	8260	Dylan Yamaguchi	SCATS Gymnastics	13.250	6.350	19.600
33	8287	Matthew Coombs	Montgomery Co Sports	11.050	8.500	19.550
34	8255	Ian Jones	Eric Will Gym Center	11.500	7.400	18.900
35	8282	Sergey Popov	NESA MA	11.150	6.700	17.850



# 2015 Men's JE Finals

## Event Results - Multi

May 5-10, 2015

#1 = 2015 Men's JE Finals: 100%

#2 = 2015 Men's JO Nationals: 100%

Page: 1  
Printed: 5/10/2015 12:08:00 PM

Men / 8 / JE 11 yrs

Session: 9-8



Place	Num	Name	Gym	#2	#1	Score
1	8286	Joshua Karnes	Lakers Gymnastics	13.250	9.600	22.850
2	8256	Isaiah Drake	Gymnastics Olympica	12.600	9.750	22.350
3	8257	Landon Wu	International Gym	12.550	9.750	22.300
4	8268	Dallas Hale	WOGA Frisco	12.750	9.450	22.200
5	8259	Raydel Gamboa	North Valley Gym	12.500	9.500	22.000
6	8269	Cameron Lee	WOGA Frisco	12.650	9.200	21.850
7	8284	Asher Hong	WOGA Frisco	12.450	9.300	21.750
8	8276	Vishal Mandava	Premier Gym West	12.300	9.300	21.600
9	8281	Ian Lasic-Ellis	NESA MA	12.000	9.400	21.400
10	8265	Fuzzy Benas	HGC	11.850	9.500	21.350
11	8280	Taylor Burkhart	5280 Gym South	12.000	9.300	21.300
12	8262	Tyler Shimizu	West Coast Olympia	11.900	9.250	21.150
13	8275	Rithik Puri	Lakeshore Academy	12.050	9.050	21.100
14	8289	Samuel Smith	Excalibur	11.550	9.250	20.800
15T	8274	Cody Troha	Lakeshore Academy	11.850	8.900	20.750
15T	8290	Denis Irimiea	Universal Gymnastics	12.150	8.600	20.750
17	8272	Javier Alfonso	Universal Gymnastics	11.250	9.450	20.700
18	8270	Khoi Young	Sportsplex Gymnastic	11.900	8.600	20.500
19T	8267	Charlie Miles	Houston Elite Gym	11.150	9.250	20.400
19T	8283	Tas Hajdu	Vitaly Scherbo Gym	11.700	8.700	20.400
21T	8277	Tegshmurun Jamiyankhuu	Lakeshore Academy	11.300	9.050	20.350
21T	8279	Kyler Hartley	5280 Gym South	11.900	8.450	20.350
23	8260	Dylan Yamaguchi	SCATS Gymnastics	11.500	8.800	20.300
24	8271	Carter Cocharo	Blaze Gymnastics	11.450	8.650	20.100
25	8263	Sean Shimizu	West Coast Olympia	11.600	8.300	19.900
26	8287	Matthew Coombs	Montgomery Co Sports	11.450	8.100	19.550
27T	8258	Joey Pepe	North Valley Gym	10.350	9.000	19.350
27T	8273	William Howard	Chicago Park	10.550	8.800	19.350
29	8264	Logan McKeown	Crenshaw Athletic	11.450	7.800	19.250
30	8288	Finley Stearn	Twisters Gym- MD	10.100	8.900	19.000
31	8254	Matthew Krall	CA Sports Center-RS	10.900	7.600	18.500
32	8255	Ian Jones	Eric Will Gym Center	9.600	8.800	18.400
33	8291	Luke McFarland	Daggett's Gym	10.000	8.000	18.000
34	8278	Dante Harmes	Acros Gymnastics	10.800	6.250	17.050
35	8282	Sergey Popov	NESA MA	9.450	7.150	16.600