

2015 Men's JO Finals

Meet Results - Multi







May 5-10, 2015

Page: 1
Printed: 5/10/2015 6:01:30 PM

Men / 8 / 11 yrs

Session: 1-8

Judge's Signatures

Rank	Num	Name/Gym								AA
1	8160	Matthew Romalia 5280 Gym South	Prelims Finals	13.400 13.700	13.950 13.750	12.800 12.500	14.100 13.850	12.800 12.850	11.750 11.900	78.800 78.550
				<u>Combined Total:</u>						<u>157.350</u>
2	8164	Landen Blixt Infinity Gym Academy	Prelims Finals	13.400 13.400	13.450 13.500	13.100 13.300	10.950 12.000	12.850 13.000	11.950 11.900	75.700 77.100
				<u>Combined Total:</u>						<u>152.800</u>
3	8207	Alexander Chen Premier Gym West	Prelims Finals	12.350 13.000	14.050 13.950	12.000 12.850	11.650 11.800	12.600 13.000	11.700 11.700	74.350 76.300
				<u>Combined Total:</u>						<u>150.650</u>
4	8212	Fredrick Richard Somersault Center	Prelims Finals	12.800 12.800	13.600 12.200	13.300 12.900	11.600 11.800	12.000 13.250	12.150 12.150	75.450 75.100
				<u>Combined Total:</u>						<u>150.550</u>
5	8202	Benjamin Brown-Proctor Tataru's Gymnastics	Prelims Finals	13.300 12.800	13.100 13.400	12.650 12.500	12.050 12.400	12.550 12.550	11.150 12.000	74.800 75.650
				<u>Combined Total:</u>						<u>150.450</u>
6	8208	Ayush Basu Premier Gym West	Prelims Finals	12.950 13.100	13.600 13.700	12.800 12.750	11.600 11.950	11.850 13.100	11.450 11.500	74.250 76.100
				<u>Combined Total:</u>						<u>150.350</u>
7	8159	Ari Bekker Michigan Academy	Prelims Finals	13.200 12.550	12.700 12.850	13.050 13.000	12.600 11.700	12.550 12.550	11.300 11.500	75.400 74.150
				<u>Combined Total:</u>						<u>149.550</u>
8	8149	Joshua Henry-Price Fairland Gymnastics	Prelims Finals	12.900 12.500	13.050 12.650	12.600 12.450	11.200 11.700	12.600 13.150	11.950 11.850	74.300 74.300
				<u>Combined Total:</u>						<u>148.600</u>
9	8161	Thomas Wells AirTime Training	Prelims Finals	13.200 12.100	12.950 13.050	12.150 12.050	12.050 12.100	13.100 13.450	11.750 9.800	75.200 72.550
				<u>Combined Total:</u>						<u>147.750</u>
10	8138	Nathanael Wolters Liberty Gymnastics	Prelims Finals	12.500 12.300	13.450 13.450	11.500 12.200	11.350 11.900	12.500 12.200	11.950 12.200	73.250 74.250
				<u>Combined Total:</u>						<u>147.500</u>
11	8200	Dylan Thomas HGA/GymMasters	Prelims Finals	12.400 13.200	13.100 12.700	12.800 12.900	12.100 11.300	12.250 12.150	10.850 11.600	73.500 73.850
				<u>Combined Total:</u>						<u>147.350</u>
12	8197	Everett O'Donnell Black Hills Gym	Prelims Finals	13.350 12.650	12.950 12.750	12.150 11.850	12.100 12.000	11.350 12.400	11.850 11.800	73.750 73.450
				<u>Combined Total:</u>						<u>147.200</u>
13	8140	Mark Berlaga Stanford Boys Gym	Prelims Finals	13.200 13.050	13.600 13.650	11.900 12.250	11.450 11.800	12.400 12.550	10.100 10.950	72.650 74.250
				<u>Combined Total:</u>						<u>146.900</u>

2015 Men's JO Finals

Meet Results - Multi

May 5-10, 2015

Page: 2
Printed: 5/10/2015 6:01:30 PM

Men / 8 / 11 yrs

Session: 1-8

Rank	Num	Name/Gym								AA
14	8154	Ajani Turner World Xtreme	Prelims Finals	12.900 13.150	11.850 13.100	12.600 13.150	12.800 12.400	12.500 12.100	10.000 10.150	72.650 74.050
				<u>Combined Total:</u>						<u>146.700</u>
15	8142	Bryan Woffinden Houston Elite Gym	Prelims Finals	12.400 12.700	12.950 13.450	12.400 12.150	11.200 11.600	12.450 12.350	11.400 11.300	72.800 73.550
				<u>Combined Total:</u>						<u>146.350</u>
16	8201	Justin Smith Sun Country Gym	Prelims Finals	12.600 13.050	12.150 12.200	12.150 12.850	10.850 12.050	12.550 11.650	11.400 11.750	71.700 73.550
				<u>Combined Total:</u>						<u>145.250</u>
17	8205	Maksim Farkhadau Buffalo Grove	Prelims Finals	12.550 12.550	13.500 13.200	12.000 12.300	11.600 11.300	12.750 12.700	9.100 11.500	71.500 73.550
				<u>Combined Total:</u>						<u>145.050</u>
18	8206	Michael Baren Premier Gym West	Prelims Finals	12.550 12.900	12.750 12.550	11.100 11.850	11.800 11.550	12.250 12.850	11.150 11.250	71.600 72.950
				<u>Combined Total:</u>						<u>144.550</u>
19	8163	Lucas Burge 5280 Gym North	Prelims Finals	12.950 13.000	11.700 12.600	12.100 11.550	11.850 12.100	11.900 12.300	11.000 11.150	71.500 72.700
				<u>Combined Total:</u>						<u>144.200</u>
20	8209	Hunter Dalisay Prairie Gym Club	Prelims Finals	12.750 12.950	12.750 11.650	11.750 11.750	11.800 12.050	12.600 12.400	9.550 11.150	71.200 71.950
				<u>Combined Total:</u>						<u>143.150</u>
21	8137	Mohamed El.Askary Azarian Gymnastics	Prelims Finals	12.050 12.750	12.000 12.350	11.450 11.750	12.250 11.450	12.000 11.950	11.300 11.200	71.050 71.450
				<u>Combined Total:</u>						<u>142.500</u>
22	8210	Alex Vandendries Exxcel Gymnastics	Prelims Finals	13.100 13.150	12.850 11.600	11.750 11.100	11.100 11.900	12.300 11.500	11.300 10.700	72.400 69.950
				<u>Combined Total:</u>						<u>142.350</u>
23	8146	Caden Peacock Zero Gravity-Hewitt	Prelims Finals	13.150 13.250	12.550 11.900	12.500 12.250	11.250 11.150	11.650 12.150	10.750 8.450	71.850 69.150
				<u>Combined Total:</u>						<u>141.000</u>
24	8203	Jacob Foster Premier Athletics KN	Prelims Finals	12.400 11.600	12.800 13.200	11.950 10.800	11.300 11.100	11.900 12.100	11.150 10.350	71.500 69.150
				<u>Combined Total:</u>						<u>140.650</u>
25	8162	Benjamin Gruber 5280 Gym North	Prelims Finals	13.150 13.200	10.550 ___	11.550 11.300	11.900 11.950	12.850 11.650	10.800 11.250	70.800 59.350
				<u>Combined Total:</u>						<u>130.150</u>
26	8156	Frans Alvarez Prestige Gym- FL	Prelims Finals	12.400 ___	12.350 12.800	11.550 11.200	11.800 11.800	11.950 12.050	10.500 10.600	70.550 58.450
				<u>Combined Total:</u>						<u>129.000</u>

2015 Men's JO Finals

Meet Results - Multi

May 5-10, 2015

Page: 3
Printed: 5/10/2015 6:01:30 PM

Men / 8 / 11 yrs

Session: 1-8

Rank	Num	Name/Gym								AA
27	8147	Dominic Pozo Upper Merion D&G CTR	Prelims Finals	13.050 9.800	12.250 13.450	11.500 10.500	12.050 10.900	10.950 ___	9.850 11.350	69.650 56.000
				<u>Combined Total:</u>						<u>125.650</u>
28	8198	Aaron Davidson Bart Conner Gym Acad	Prelims Finals	12.550 11.300	12.450 12.500	10.650 ___	11.300 ___	11.950 11.600	11.250 11.700	70.150 47.100
				<u>Combined Total:</u>						<u>117.250</u>
29	8143	Erich Upton Iron Cross Gym	Prelims Finals	12.650 12.500	12.750 11.550	11.000 ___	10.750 ___	11.600 11.000	11.550 11.300	70.300 46.350
				<u>Combined Total:</u>						<u>116.650</u>
30	8157	Elijah Klier Prestige Gym- FL	Prelims Finals	11.250 ___	12.100 13.550	10.300 ___	11.750 12.600	11.800 11.200	10.650 11.000	67.850 48.350
				<u>Combined Total:</u>						<u>116.200</u>
31	8148	Aidan Webster Upper Merion D&G CTR	Prelims Finals	11.950 ___	12.050 12.900	11.900 11.750	11.800 11.400	11.550 ___	10.050 10.450	69.300 46.500
				<u>Combined Total:</u>						<u>115.800</u>
32	8136	Henry Van Pietersom Salto Gymnastics	Prelims Finals	12.600 13.250	11.150 ___	11.650 11.450	11.300 ___	11.900 11.450	10.450 10.050	69.050 46.200
				<u>Combined Total:</u>						<u>115.250</u>
33	8151	Lawson Haynes Capital Gym-VA	Prelims Finals	11.550 ___	11.400 ___	12.050 11.200	12.500 11.650	11.650 11.000	10.800 11.050	69.950 44.900
				<u>Combined Total:</u>						<u>114.850</u>
34	8199	Michael Bankston C.G.'s Gymnastics	Prelims Finals	13.050 12.700	12.450 12.350	11.450 ___	11.300 ___	10.700 ___	11.150 11.200	70.100 36.250
				<u>Combined Total:</u>						<u>106.350</u>
35	8155	William Harrington Orlando Metro Gym	Prelims Finals	12.650 12.950	11.100 ___	11.350 ___	12.300 12.800	11.300 ___	10.850 10.900	69.550 36.650
				<u>Combined Total:</u>						<u>106.200</u>
36	8139	Zachary Neiman-Macac South Coast Gym	Prelims Finals	12.700 11.900	11.500 ___	12.300 11.200	12.700 12.950	11.450 ___	9.200 ___	69.850 36.050
				<u>Combined Total:</u>						<u>105.900</u>
37	8204	Arthur Ashton Queen City Gym	Prelims Finals	12.450 ___	13.150 13.250	11.350 ___	11.950 11.450	12.300 10.250	9.550 ___	70.750 34.950
				<u>Combined Total:</u>						<u>105.700</u>
38T	8150	Alisher Sheramatov Premier Gymnastics	Prelims Finals	12.600 12.050	12.450 12.850	11.550 11.700	11.200 ___	11.100 ___	9.650 ___	68.550 36.600
				<u>Combined Total:</u>						<u>105.150</u>
38T	8153	Aiden Whitehead World Xtreme	Prelims Finals	12.100 ___	10.650 ___	12.600 12.600	11.900 11.900	12.250 12.000	9.150 ___	68.650 36.500
				<u>Combined Total:</u>						<u>105.150</u>

2015 Men's JO Finals

Meet Results - Multi







May 5-10, 2015

Page: 4

Printed: 5/10/2015 6:01:30 PM

Men / 8 / 11 yrs

Session: 1-8

Rank	Num	Name/Gym								AA
40	8211	William Champagne Giguere's Gym	Prelims Finals	12.300 ___	12.800 12.850	10.900 ___	12.250 10.900	11.600 11.950	9.100 ___	68.950 35.700
				<u>Combined Total:</u>						<u>104.650</u>
41T	8145	Jacob Busby Zero Gravity-Leander	Prelims Finals	12.600 11.900	12.950 13.000	11.100 ___	11.100 ___	9.800 ___	9.850 9.450	67.400 34.350
				<u>Combined Total:</u>						<u>101.750</u>
41T	8158	Paul Thompson III Chicago Park	Prelims Finals	12.900 12.100	11.900 ___	11.600 10.800	10.800 ___	12.150 10.850	8.650 ___	68.000 33.750
				<u>Combined Total:</u>						<u>101.750</u>
43T	8141	Rylee Crowe Crenshaw Athletic	Prelims Finals	12.150 ___	12.350 12.400	11.100 ___	10.700 ___	12.350 12.150	9.600 ___	68.250 24.550
				<u>Combined Total:</u>						<u>92.800</u>
43T	8152	Matthew Browne Atlanta School	Prelims Finals	13.050 13.050	11.000 ___	12.100 12.350	10.700 ___	10.950 ___	9.600 ___	67.400 25.400
				<u>Combined Total:</u>						<u>92.800</u>
45	8144	Landon Tipton Texas Elite Gym Acad	Prelims Finals	10.750 ___	11.900 ___	11.500 11.100	11.600 11.750	10.900 ___	9.500 ___	66.150 22.850
				<u>Combined Total:</u>						<u>89.000</u>

2015 Men's JO Finals

Event Results - Multi

May 5-10, 2015

Page: 1
Printed: 5/10/2015 6:02:08 PM

Men / 8 / 11 yrs

Session: 1-8

#1 = 2015 Men's JO Finals: 100%

#2 = 2015 Men's JO Nationals: 100%



Place	Num	Name	Gym		#2	#1	Score
1	8160	Matthew Romalia	5280 Gym South	Fin:	13.400	13.700	27.100
				D:	4.300	4.500	
				E:	9.100	9.200	
				ND:			
2	8164	Landen Blixt	Infinity Gym Academy	Fin:	13.400	13.400	26.800
				D:	4.100	4.100	
				E:	9.300	9.300	
				ND:			
3	8146	Caden Peacock	Zero Gravity-Hewitt	Fin:	13.150	13.250	26.400
				D:	3.900	3.900	
				E:	9.250	9.350	
				ND:			
4	8162	Benjamin Gruber	5280 Gym North	Fin:	13.150	13.200	26.350
				D:	3.900	3.900	
				E:	9.250	9.300	
				ND:			
5T	8140	Mark Berlaga	Stanford Boys Gym	Fin:	13.200	13.050	26.250
				D:	3.700	3.700	
				E:	9.500	9.350	
				ND:			
5T	8210	Alex Vandendries	Exxcel Gymnastics	Fin:	13.100	13.150	26.250
				D:	3.700	3.700	
				E:	9.400	9.450	
				ND:			
7T	8152	Matthew Browne	Atlanta School	Fin:	13.050	13.050	26.100
				D:	3.700	3.700	
				E:	9.350	9.350	
				ND:			
7T	8202	Benjamin Brown-Proctor	Tataru's Gymnastics	Fin:	13.300	12.800	26.100
				D:	4.100	3.900	
				E:	9.200	8.900	
				ND:			
9T	8208	Ayush Basu	Premier Gym West	Fin:	12.950	13.100	26.050
				D:	3.700	3.700	
				E:	9.250	9.400	
				ND:			
9T	8154	Ajani Turner	World Xtreme	Fin:	12.900	13.150	26.050
				D:	3.600	3.600	
				E:	9.300	9.550	
				ND:			
11	8197	Everett O'Donnell	Black Hills Gym	Fin:	13.350	12.650	26.000
				D:	4.000	3.800	
				E:	9.350	8.850	
				ND:			
12	8163	Lucas Burge	5280 Gym North	Fin:	12.950	13.000	25.950
				D:	3.900	3.900	
				E:	9.050	9.100	
				ND:			

2015 Men's JO Finals

Event Results - Multi

May 5-10, 2015

Page: 2

Printed: 5/10/2015 6:02:08 PM

Men / 8 / 11 yrs

Session: 1-8

#1 = 2015 Men's JO Finals: 100%

#2 = 2015 Men's JO Nationals: 100%



Place	Num	Name	Gym		#2	#1	Score
13	8136	Henry Van Pietersom	Salto Gymnastics	Fin:	12.600	13.250	25.850
				D:	3.500	3.700	
				E:	9.100	9.550	
				ND:			
14T	8159	Ari Bekker	Michigan Academy	Fin:	13.200	12.550	25.750
				D:	4.100	4.000	
				E:	9.100	8.550	
				ND:			
14T	8199	Michael Bankston	C.G.'s Gymnastics	Fin:	13.050	12.700	25.750
				D:	3.500	3.500	
				E:	9.550	9.200	
				ND:			
16	8209	Hunter Dalisay	Prairie Gym Club	Fin:	12.750	12.950	25.700
				D:	3.500	3.700	
				E:	9.250	9.250	
				ND:			
17	8201	Justin Smith	Sun Country Gym	Fin:	12.600	13.050	25.650
				D:	3.700	3.900	
				E:	8.900	9.150	
				ND:			
18T	8212	Fredrick Richard	Somersault Center	Fin:	12.800	12.800	25.600
				D:	3.900	3.900	
				E:	8.900	8.900	
				ND:			
18T	8155	William Harrington	Orlando Metro Gym	Fin:	12.650	12.950	25.600
				D:	3.800	4.000	
				E:	8.850	8.950	
				ND:			
18T	8200	Dylan Thomas	HGA/GymMasters	Fin:	12.400	13.200	25.600
				D:	3.600	3.800	
				E:	9.100	9.400	
				ND:	-0.300		
21	8206	Michael Baren	Premier Gym West	Fin:	12.550	12.900	25.450
				D:	3.500	3.700	
				E:	9.050	9.200	
				ND:			
22	8149	Joshua Henry-Price	Fairland Gymnastics	Fin:	12.900	12.500	25.400
				D:	3.700	3.500	
				E:	9.200	9.000	
				ND:			
23	8207	Alexander Chen	Premier Gym West	Fin:	12.350	13.000	25.350
				D:	3.200	3.600	
				E:	9.150	9.400	
				ND:			
24	8161	Thomas Wells	AirTime Training	Fin:	13.200	12.100	25.300
				D:	3.800	3.400	
				E:	9.400	8.700	
				ND:			

2015 Men's JO Finals

Event Results - Multi

May 5-10, 2015

#1 = 2015 Men's JO Finals: 100%

#2 = 2015 Men's JO Nationals: 100%



Place	Num	Name	Gym		#2	#1	Score
25	8143	Erich Upton	Iron Cross Gym	Fin:	12.650	12.500	25.150
				D:	3.600	3.600	
				E:	9.050	8.900	
				ND:			
26T	8205	Maksim Farkhadau	Buffalo Grove	Fin:	12.550	12.550	25.100
				D:	3.400	3.400	
				E:	9.150	9.150	
				ND:			
26T	8142	Bryan Woffinden	Houston Elite Gym	Fin:	12.400	12.700	25.100
				D:	3.300	3.700	
				E:	9.100	9.000	
				ND:			
28	8158	Paul Thompson III	Chicago Park	Fin:	12.900	12.100	25.000
				D:	4.100	3.900	
				E:	8.800	8.200	
				ND:			
29T	8137	Mohamed El.Askary	Azarian Gymnastics	Fin:	12.050	12.750	24.800
				D:	3.800	4.000	
				E:	8.250	8.750	
				ND:			
29T	8138	Nathanael Wolters	Liberty Gymnastics	Fin:	12.500	12.300	24.800
				D:	3.500	3.500	
				E:	9.000	8.800	
				ND:			
31	8150	Alisher Shermatov	Premier Gymnastics	Fin:	12.600	12.050	24.650
				D:	3.600	3.400	
				E:	9.000	8.650	
				ND:			
32	8139	Zachary Neiman-Macak	South Coast Gym	Fin:	12.700	11.900	24.600
				D:	3.700	3.400	
				E:	9.000	8.500	
				ND:			
33	8145	Jacob Busby	Zero Gravity-Leander	Fin:	12.600	11.900	24.500
				D:	4.000	4.200	
				E:	8.600	7.700	
				ND:			
34	8203	Jacob Foster	Premier Athletics KN	Fin:	12.400	11.600	24.000
				D:	3.200	3.000	
				E:	9.200	8.600	
				ND:			
35	8198	Aaron Davidson	Bart Conner Gym Acad	Fin:	12.550	11.300	23.850
				D:	4.000	3.800	
				E:	8.550	7.500	
				ND:			
36	8147	Dominic Pozo	Upper Merion D&G CTR	Fin:	13.050	9.800	22.850
				D:	4.200	4.000	
				E:	8.850	5.800	
				ND:			

2015 Men's JO Finals

Event Results - Multi

May 5-10, 2015

Page: 1
Printed: 5/10/2015 6:02:13 PM

Men / 8 / 11 yrs

Session: 1-8

#1 = 2015 Men's JO Finals: 100%

#2 = 2015 Men's JO Nationals: 100%



Place	Num	Name	Gym		#2	#1	Score
1	8207	Alexander Chen	Premier Gym West	Fin:	14.050	13.950	28.000
				D:	4.500	4.500	
				E:	9.550	9.450	
				ND:			
2	8160	Matthew Romalia	5280 Gym South	Fin:	13.950	13.750	27.700
				D:	4.400	4.500	
				E:	9.550	9.250	
				ND:			
3	8208	Ayush Basu	Premier Gym West	Fin:	13.600	13.700	27.300
				D:	4.300	4.300	
				E:	9.300	9.400	
				ND:			
4	8140	Mark Berlaga	Stanford Boys Gym	Fin:	13.600	13.650	27.250
				D:	4.400	4.400	
				E:	9.200	9.250	
				ND:			
5	8164	Landen Blixt	Infinity Gym Academy	Fin:	13.450	13.500	26.950
				D:	4.100	4.100	
				E:	9.350	9.400	
				ND:			
6	8138	Nathanael Wolters	Liberty Gymnastics	Fin:	13.450	13.450	26.900
				D:	4.100	4.100	
				E:	9.350	9.350	
				ND:			
7	8205	Maksim Farkhadau	Buffalo Grove	Fin:	13.500	13.200	26.700
				D:	4.300	4.100	
				E:	9.200	9.100	
				ND:			
8	8202	Benjamin Brown-Proctor	Tataru's Gymnastics	Fin:	13.100	13.400	26.500
				D:	4.100	4.400	
				E:	9.000	9.000	
				ND:			
9T	8142	Bryan Woffinden	Houston Elite Gym	Fin:	12.950	13.450	26.400
				D:	3.900	4.100	
				E:	9.050	9.350	
				ND:			
9T	8204	Arthur Ashton	Queen City Gym	Fin:	13.150	13.250	26.400
				D:	4.200	4.200	
				E:	8.950	9.050	
				ND:			
11T	8161	Thomas Wells	AirTime Training	Fin:	12.950	13.050	26.000
				D:	4.000	4.000	
				E:	8.950	9.050	
				ND:			
11T	8203	Jacob Foster	Premier Athletics KN	Fin:	12.800	13.200	26.000
				D:	3.800	4.000	
				E:	9.000	9.200	
				ND:			

2015 Men's JO Finals

Event Results - Multi

May 5-10, 2015

#1 = 2015 Men's JO Finals: 100%

#2 = 2015 Men's JO Nationals: 100%



Place	Num	Name	Gym		#2	#1	Score
13	8145	Jacob Busby	Zero Gravity-Leander	Fin:	12.950	13.000	25.950
				D:	3.900	4.200	
				E:	9.050	8.800	
				ND:			
14T	8200	Dylan Thomas	HGA/GymMasters	Fin:	13.100	12.700	25.800
				D:	3.900	3.700	
				E:	9.200	9.000	
				ND:			
14T	8212	Fredrick Richard	Somersault Center	Fin:	13.600	12.200	25.800
				D:	4.100	3.900	
				E:	9.500	8.300	
				ND:			
16T	8147	Dominic Pozo	Upper Merion D&G CTR	Fin:	12.250	13.450	25.700
				D:	3.600	4.600	
				E:	8.650	8.850	
				ND:			
16T	8149	Joshua Henry-Price	Fairland Gymnastics	Fin:	13.050	12.650	25.700
				D:	4.300	4.000	
				E:	8.750	8.650	
				ND:			
16T	8197	Everett O'Donnell	Black Hills Gym	Fin:	12.950	12.750	25.700
				D:	3.900	3.900	
				E:	9.050	8.850	
				ND:			
19T	8157	Elijah Klier	Prestige Gym- FL	Fin:	12.100	13.550	25.650
				D:	3.700	4.200	
				E:	8.400	9.350	
				ND:			
19T	8211	William Champagne	Giguere's Gym	Fin:	12.800	12.850	25.650
				D:	3.800	3.800	
				E:	9.000	9.050	
				ND:			
21	8159	Ari Bekker	Michigan Academy	Fin:	12.700	12.850	25.550
				D:	3.700	3.800	
				E:	9.000	9.050	
				ND:			
22T	8150	Alisher Shermatov	Premier Gymnastics	Fin:	12.450	12.850	25.300
				D:	3.600	4.000	
				E:	8.850	8.850	
				ND:			
22T	8206	Michael Baren	Premier Gym West	Fin:	12.750	12.550	25.300
				D:	4.100	4.100	
				E:	8.650	8.450	
				ND:			
24	8156	Frans Alvarez	Prestige Gym- FL	Fin:	12.350	12.800	25.150
				D:	3.900	3.900	
				E:	8.450	8.900	
				ND:			

2015 Men's JO Finals

Event Results - Multi

May 5-10, 2015

#1 = 2015 Men's JO Finals: 100%

#2 = 2015 Men's JO Nationals: 100%



Place	Num	Name	Gym		#2	#1	Score
25T	8154	Ajani Turner	World Xtreme	Fin:	11.850	13.100	24.950
				D:	3.900	4.000	
				E:	7.950	9.100	
				ND:			
25T	8148	Aidan Webster	Upper Merion D&G CTR	Fin:	12.050	12.900	24.950
				D:	4.000	3.900	
				E:	8.050	9.000	
				ND:			
25T	8198	Aaron Davidson	Bart Conner Gym Acad	Fin:	12.450	12.500	24.950
				D:	4.000	4.000	
				E:	8.450	8.500	
				ND:			
28	8199	Michael Bankston	C.G.'s Gymnastics	Fin:	12.450	12.350	24.800
				D:	3.700	3.600	
				E:	8.750	8.750	
				ND:			
29	8141	Rylee Crowe	Crenshaw Athletic	Fin:	12.350	12.400	24.750
				D:	3.600	3.600	
				E:	8.750	8.800	
				ND:			
30T	8210	Alex Vandendries	Exxcel Gymnastics	Fin:	12.850	11.600	24.450
				D:	4.000	3.900	
				E:	8.850	7.700	
				ND:			
30T	8146	Caden Peacock	Zero Gravity-Hewitt	Fin:	12.550	11.900	24.450
				D:	3.700	3.600	
				E:	8.850	8.300	
				ND:			
32	8209	Hunter Dalisay	Prairie Gym Club	Fin:	12.750	11.650	24.400
				D:	4.100	4.100	
				E:	8.650	7.550	
				ND:			
33T	8137	Mohamed El.Askary	Azarian Gymnastics	Fin:	12.000	12.350	24.350
				D:	3.700	3.700	
				E:	8.300	8.650	
				ND:			
33T	8201	Justin Smith	Sun Country Gym	Fin:	12.150	12.200	24.350
				D:	3.800	3.800	
				E:	8.350	8.400	
				ND:			
35T	8143	Erich Upton	Iron Cross Gym	Fin:	12.750	11.550	24.300
				D:	3.700	3.600	
				E:	9.050	7.950	
				ND:			
35T	8163	Lucas Burge	5280 Gym North	Fin:	11.700	12.600	24.300
				D:	3.600	3.900	
				E:	8.100	8.700	
				ND:			

2015 Men's JO Finals

Event Results - Multi

May 5-10, 2015

Page: 1
Printed: 5/10/2015 6:02:18 PM

Men / 8 / 11 yrs

Session: 1-8

#1 = 2015 Men's JO Finals: 100%

#2 = 2015 Men's JO Nationals: 100%



Place	Num	Name	Gym		#2	#1	Score
1	8164	Landen Blixt	Infinity Gym Academy	Fin:	13.100	13.300	26.400
				D:	3.900	3.900	
				E:	9.200	9.400	
				ND:			
2	8212	Fredrick Richard	Somersault Center	Fin:	13.300	12.900	26.200
				D:	4.100	3.900	
				E:	9.200	9.000	
				ND:			
3	8159	Ari Bekker	Michigan Academy	Fin:	13.050	13.000	26.050
				D:	4.000	3.900	
				E:	9.050	9.100	
				ND:			
4	8154	Ajani Turner	World Xtreme	Fin:	12.600	13.150	25.750
				D:	3.500	3.900	
				E:	9.100	9.250	
				ND:			
5	8200	Dylan Thomas	HGA/GymMasters	Fin:	12.800	12.900	25.700
				D:	3.600	3.600	
				E:	9.200	9.300	
				ND:			
6	8208	Ayush Basu	Premier Gym West	Fin:	12.800	12.750	25.550
				D:	3.400	3.400	
				E:	9.400	9.350	
				ND:			
7	8160	Matthew Romalia	5280 Gym South	Fin:	12.800	12.500	25.300
				D:	3.800	3.800	
				E:	9.000	8.700	
				ND:			
8	8153	Aiden Whitehead	World Xtreme	Fin:	12.600	12.600	25.200
				D:	3.100	3.100	
				E:	9.500	9.500	
				ND:			
9	8202	Benjamin Brown-Proctor	Tataru's Gymnastics	Fin:	12.650	12.500	25.150
				D:	4.000	3.900	
				E:	8.650	8.600	
				ND:			
10	8149	Joshua Henry-Price	Fairland Gymnastics	Fin:	12.600	12.450	25.050
				D:	3.400	3.300	
				E:	9.200	9.150	
				ND:			
11	8201	Justin Smith	Sun Country Gym	Fin:	12.150	12.850	25.000
				D:	3.500	3.800	
				E:	8.650	9.050	
				ND:			
12	8207	Alexander Chen	Premier Gym West	Fin:	12.000	12.850	24.850
				D:	3.300	3.500	
				E:	8.700	9.350	
				ND:			

2015 Men's JO Finals

Event Results - Multi

May 5-10, 2015

Page: 2

Printed: 5/10/2015 6:02:18 PM

Men / 8 / 11 yrs

Session: 1-8

#1 = 2015 Men's JO Finals: 100%

#2 = 2015 Men's JO Nationals: 100%



Place	Num	Name	Gym		#2	#1	Score
13	8146	Caden Peacock	Zero Gravity-Hewitt	Fin:	12.500	12.250	24.750
				D:	3.500	3.500	
				E:	9.000	8.750	
				ND:			
14	8142	Bryan Woffinden	Houston Elite Gym	Fin:	12.400	12.150	24.550
				D:	2.900	2.700	
				E:	9.500	9.450	
				ND:			
15	8152	Matthew Browne	Atlanta School	Fin:	12.100	12.350	24.450
				D:	2.500	2.500	
				E:	9.600	9.850	
				ND:			
16	8205	Maksim Farkhadau	Buffalo Grove	Fin:	12.000	12.300	24.300
				D:	2.500	2.700	
				E:	9.500	9.600	
				ND:			
17	8161	Thomas Wells	AirTime Training	Fin:	12.150	12.050	24.200
				D:	3.600	3.500	
				E:	8.550	8.550	
				ND:			
18	8140	Mark Berlaga	Stanford Boys Gym	Fin:	11.900	12.250	24.150
				D:	3.500	3.600	
				E:	8.400	8.650	
				ND:			
19	8197	Everett O'Donnell	Black Hills Gym	Fin:	12.150	11.850	24.000
				D:	3.000	3.100	
				E:	9.150	8.750	
				ND:			
20	8138	Nathanael Wolters	Liberty Gymnastics	Fin:	11.500	12.200	23.700
				D:	3.600	3.600	
				E:	7.900	8.600	
				ND:			
21T	8163	Lucas Burge	5280 Gym North	Fin:	12.100	11.550	23.650
				D:	3.600	2.700	
				E:	8.500	8.850	
				ND:			
21T	8148	Aidan Webster	Upper Merion D&G CTR	Fin:	11.900	11.750	23.650
				D:	3.400	3.400	
				E:	8.500	8.350	
				ND:			
23T	8139	Zachary Neiman-Macak	South Coast Gym	Fin:	12.300	11.200	23.500
				D:	3.800	3.700	
				E:	8.500	7.500	
				ND:			
23T	8209	Hunter Dalisay	Prairie Gym Club	Fin:	11.750	11.750	23.500
				D:	2.800	2.800	
				E:	8.950	8.950	
				ND:			

2015 Men's JO Finals

Event Results - Multi

May 5-10, 2015

#1 = 2015 Men's JO Finals: 100%

#2 = 2015 Men's JO Nationals: 100%



Place	Num	Name	Gym		#2	#1	Score
25T	8150	Alisher Shermatov	Premier Gymnastics	Fin:	11.550	11.700	23.250
				D:	3.000	3.100	
				E:	8.550	8.600	
				ND:			
25T	8151	Lawson Haynes	Capital Gym-VA	Fin:	12.050	11.200	23.250
				D:	3.400	3.200	
				E:	8.650	8.000	
				ND:			
27	8137	Mohamed El.Askary	Azarian Gymnastics	Fin:	11.450	11.750	23.200
				D:	2.900	3.600	
				E:	8.550	8.150	
				ND:			
28	8136	Henry Van Pietersom	Salto Gymnastics	Fin:	11.650	11.450	23.100
				D:	2.600	2.500	
				E:	9.050	8.950	
				ND:			
29	8206	Michael Baren	Premier Gym West	Fin:	11.100	11.850	22.950
				D:	2.500	2.500	
				E:	8.600	9.350	
				ND:			
30T	8162	Benjamin Gruber	5280 Gym North	Fin:	11.550	11.300	22.850
				D:	2.700	2.500	
				E:	8.850	8.800	
				ND:			
30T	8210	Alex Vandendries	Exxcel Gymnastics	Fin:	11.750	11.100	22.850
				D:	2.500	2.500	
				E:	9.250	8.600	
				ND:			
32T	8156	Frans Alvarez	Prestige Gym- FL	Fin:	11.550	11.200	22.750
				D:	2.900	2.900	
				E:	8.650	8.300	
				ND:			
32T	8203	Jacob Foster	Premier Athletics KN	Fin:	11.950	10.800	22.750
				D:	3.300	3.200	
				E:	8.650	7.600	
				ND:			
34	8144	Landon Tipton	Texas Elite Gym Acad	Fin:	11.500	11.100	22.600
				D:	2.500	2.300	
				E:	9.000	8.800	
				ND:			
35	8158	Paul Thompson III	Chicago Park	Fin:	11.600	10.800	22.400
				D:	2.700	2.700	
				E:	8.900	8.100	
				ND:			
36	8147	Dominic Pozo	Upper Merion D&G CTR	Fin:	11.500	10.500	22.000
				D:	2.500	2.500	
				E:	9.000	8.000	
				ND:			

2015 Men's JO Finals

Event Results - Multi

May 5-10, 2015

Page: 1
Printed: 5/10/2015 6:02:22 PM

Men / 8 / 11 yrs

Session: 1-8

#1 = 2015 Men's JO Finals: 100%

#2 = 2015 Men's JO Nationals: 100%



Place	Num	Name	Gym		#2	#1	Score
1	8160	Matthew Romalia	5280 Gym South	Fin:	14.100	13.850	27.950
				D:	4.400	4.400	
				E:	9.700	9.450	
				ND:	/	/	
2	8139	Zachary Neiman-Macak	South Coast Gym	Fin:	12.700	12.950	25.650
				D:	3.600	3.800	
				E:	9.100	9.150	
				ND:	/	/	
3	8154	Ajani Turner	World Xtreme	Fin:	12.800	12.400	25.200
				D:	3.600	3.600	
				E:	9.200	8.800	
				ND:	/	/	
4	8155	William Harrington	Orlando Metro Gym	Fin:	12.300	12.800	25.100
				D:	3.600	3.600	
				E:	8.700	9.200	
				ND:	/	/	
5	8202	Benjamin Brown-Proctor	Tataru's Gymnastics	Fin:	12.050	12.400	24.450
				D:	2.800	3.000	
				E:	9.250	9.400	
				ND:	/	/	
6	8157	Elijah Klier	Prestige Gym- FL	Fin:	11.750	12.600	24.350
				D:	3.000	3.600	
				E:	8.750	9.100	
				ND:	/	-0.100/	
7	8159	Ari Bekker	Michigan Academy	Fin:	12.600	11.700	24.300
				D:	3.600	2.800	
				E:	9.000	9.000	
				ND:	/	-0.100/	
8T	8161	Thomas Wells	AirTime Training	Fin:	12.050	12.100	24.150
				D:	3.000	3.000	
				E:	9.050	9.100	
				ND:	/	/	
8T	8151	Lawson Haynes	Capital Gym-VA	Fin:	12.500	11.650	24.150
				D:	3.600	3.000	
				E:	8.900	8.650	
				ND:	/	/	
10	8197	Everett O'Donnell	Black Hills Gym	Fin:	12.100	12.000	24.100
				D:	2.800	2.800	
				E:	9.300	9.200	
				ND:	/	/	
11	8163	Lucas Burge	5280 Gym North	Fin:	11.850	12.100	23.950
				D:	3.000	3.000	
				E:	8.850	9.100	
				ND:	/	/	
12T	8209	Hunter Dalisay	Prairie Gym Club	Fin:	11.800	12.050	23.850
				D:	2.800	2.800	
				E:	9.000	9.250	
				ND:	/	/	

2015 Men's JO Finals

Event Results - Multi

May 5-10, 2015

Page: 2

Printed: 5/10/2015 6:02:22 PM

Men / 8 / 11 yrs

Session: 1-8

#1 = 2015 Men's JO Finals: 100%

#2 = 2015 Men's JO Nationals: 100%



Place	Num	Name	Gym		#2	#1	Score
12T	8162	Benjamin Gruber	5280 Gym North	Fin:	11.900	11.950	23.850
				D:	3.000	3.000	
				E:	8.900	8.950	
				ND:	/	/	
14	8153	Aiden Whitehead	World Xtreme	Fin:	11.900	11.900	23.800
				D:	2.800	2.800	
				E:	9.100	9.100	
				ND:	/	/	
15	8137	Mohamed El.Askary	Azarian Gymnastics	Fin:	12.250	11.450	23.700
				D:	3.000	2.800	
				E:	9.250	8.650	
				ND:	/	/	
16	8156	Frans Alvarez	Prestige Gym- FL	Fin:	11.800	11.800	23.600
				D:	2.800	2.800	
				E:	9.000	9.000	
				ND:	/	/	
17	8208	Ayush Basu	Premier Gym West	Fin:	11.600	11.950	23.550
				D:	2.800	2.800	
				E:	8.900	9.150	
				ND:	-0.100/	/	
18	8207	Alexander Chen	Premier Gym West	Fin:	11.650	11.800	23.450
				D:	2.800	2.800	
				E:	8.850	9.000	
				ND:	/	/	
19T	8200	Dylan Thomas	HGA/GymMasters	Fin:	12.100	11.300	23.400
				D:	3.000	3.000	
				E:	9.100	8.300	
				ND:	/	/	
19T	8212	Fredrick Richard	Somersault Center	Fin:	11.600	11.800	23.400
				D:	2.800	3.000	
				E:	8.800	8.800	
				ND:	/	/	
19T	8204	Arthur Ashton	Queen City Gym	Fin:	11.950	11.450	23.400
				D:	2.800	2.800	
				E:	9.150	8.750	
				ND:	/	-0.100/	
22T	8144	Landon Tipton	Texas Elite Gym Acad	Fin:	11.600	11.750	23.350
				D:	2.800	2.800	
				E:	8.800	8.950	
				ND:	/	/	
22T	8206	Michael Baren	Premier Gym West	Fin:	11.800	11.550	23.350
				D:	2.800	2.800	
				E:	9.000	8.750	
				ND:	/	/	
24T	8138	Nathanael Wolters	Liberty Gymnastics	Fin:	11.350	11.900	23.250
				D:	2.800	2.800	
				E:	8.650	9.100	
				ND:	-0.100/	/	

2015 Men's JO Finals

Event Results - Multi

May 5-10, 2015

#1 = 2015 Men's JO Finals: 100%

#2 = 2015 Men's JO Nationals: 100%



Place	Num	Name	Gym		#2	#1	Score
24T	8140	Mark Berlaga	Stanford Boys Gym	Fin:	11.450	11.800	23.250
				D:	2.800	2.800	
				E:	8.650	9.000	
				ND:	/	/	
26	8148	Aidan Webster	Upper Merion D&G CTR	Fin:	11.800	11.400	23.200
				D:	2.800	2.800	
				E:	9.000	8.900	
				ND:	/	-0.300/	
27	8211	William Champagne	Giguere's Gym	Fin:	12.250	10.900	23.150
				D:	3.000	2.800	
				E:	9.250	8.100	
				ND:	/	/	
28	8210	Alex Vandendries	Exxcel Gymnastics	Fin:	11.100	11.900	23.000
				D:	3.000	2.800	
				E:	8.100	9.100	
				ND:	/	/	
29T	8147	Dominic Pozo	Upper Merion D&G CTR	Fin:	12.050	10.900	22.950
				D:	3.000	3.000	
				E:	9.050	7.900	
				ND:	/	/	
29T	8164	Landen Blixt	Infinity Gym Academy	Fin:	10.950	12.000	22.950
				D:	2.800	2.800	
				E:	8.250	9.200	
				ND:	-0.100/	/	
31T	8201	Justin Smith	Sun Country Gym	Fin:	10.850	12.050	22.900
				D:	3.000	3.000	
				E:	7.850	9.050	
				ND:	/	/	
31T	8205	Maksim Farkhadau	Buffalo Grove	Fin:	11.600	11.300	22.900
				D:	2.400	2.400	
				E:	9.200	8.900	
				ND:	/	/	
31T	8149	Joshua Henry-Price	Fairland Gymnastics	Fin:	11.200	11.700	22.900
				D:	3.000	3.000	
				E:	8.200	9.000	
				ND:	/	-0.300/	
34	8142	Bryan Woffinden	Houston Elite Gym	Fin:	11.200	11.600	22.800
				D:	2.800	2.800	
				E:	8.400	8.800	
				ND:	/	/	
35T	8203	Jacob Foster	Premier Athletics KN	Fin:	11.300	11.100	22.400
				D:	2.800	2.800	
				E:	8.800	8.300	
				ND:	-0.300/	/	
35T	8146	Caden Peacock	Zero Gravity-Hewitt	Fin:	11.250	11.150	22.400
				D:	2.800	2.800	
				E:	8.550	8.350	
				ND:	-0.100/	/	

2015 Men's JO Finals

Event Results - Multi

May 5-10, 2015

Page: 1
Printed: 5/10/2015 6:02:29 PM

Men / 8 / 11 yrs

Session: 1-8

#1 = 2015 Men's JO Finals: 100%

#2 = 2015 Men's JO Nationals: 100%



Place	Num	Name	Gym		#2	#1	Score
1	8161	Thomas Wells	AirTime Training	Fin:	13.100	13.450	26.550
				D:	3.800	3.800	
				E:	9.300	9.650	
				ND:			
2	8164	Landen Blixt	Infinity Gym Academy	Fin:	12.850	13.000	25.850
				D:	3.500	3.700	
				E:	9.350	9.300	
				ND:			
3	8149	Joshua Henry-Price	Fairland Gymnastics	Fin:	12.600	13.150	25.750
				D:	3.300	3.500	
				E:	9.300	9.650	
				ND:			
4	8160	Matthew Romalia	5280 Gym South	Fin:	12.800	12.850	25.650
				D:	3.600	3.600	
				E:	9.200	9.250	
				ND:			
5	8207	Alexander Chen	Premier Gym West	Fin:	12.600	13.000	25.600
				D:	3.300	3.500	
				E:	9.300	9.500	
				ND:			
6	8205	Maksim Farkhadau	Buffalo Grove	Fin:	12.750	12.700	25.450
				D:	3.400	3.400	
				E:	9.350	9.300	
				ND:			
7	8212	Fredrick Richard	Somersault Center	Fin:	12.000	13.250	25.250
				D:	3.800	4.000	
				E:	8.200	9.250	
				ND:			
8T	8159	Ari Bekker	Michigan Academy	Fin:	12.550	12.550	25.100
				D:	3.500	3.500	
				E:	9.050	9.050	
				ND:			
8T	8202	Benjamin Brown-Proctor	Tataru's Gymnastics	Fin:	12.550	12.550	25.100
				D:	3.500	3.500	
				E:	9.050	9.050	
				ND:			
8T	8206	Michael Baren	Premier Gym West	Fin:	12.250	12.850	25.100
				D:	3.100	3.300	
				E:	9.150	9.550	
				ND:			
11	8209	Hunter Dalisay	Prairie Gym Club	Fin:	12.600	12.400	25.000
				D:	3.200	3.200	
				E:	9.400	9.200	
				ND:			
12T	8208	Ayush Basu	Premier Gym West	Fin:	11.850	13.100	24.950
				D:	3.300	3.700	
				E:	8.550	9.400	
				ND:			

2015 Men's JO Finals

Event Results - Multi

May 5-10, 2015

Page: 2

Printed: 5/10/2015 6:02:29 PM

Men / 8 / 11 yrs

Session: 1-8

#1 = 2015 Men's JO Finals: 100%

#2 = 2015 Men's JO Nationals: 100%



Place	Num	Name	Gym		#2	#1	Score
12T	8140	Mark Berlaga	Stanford Boys Gym	Fin:	12.400	12.550	24.950
				D:	3.000	3.000	
				E:	9.400	9.550	
				ND:			
14	8142	Bryan Woffinden	Houston Elite Gym	Fin:	12.450	12.350	24.800
				D:	3.000	3.000	
				E:	9.450	9.350	
				ND:			
15	8138	Nathanael Wolters	Liberty Gymnastics	Fin:	12.500	12.200	24.700
				D:	3.200	3.200	
				E:	9.300	9.000	
				ND:			
16	8154	Ajani Turner	World Xtreme	Fin:	12.500	12.100	24.600
				D:	2.900	2.900	
				E:	9.600	9.200	
				ND:			
17T	8141	Rylee Crowe	Crenshaw Athletic	Fin:	12.350	12.150	24.500
				D:	3.200	3.200	
				E:	9.150	8.950	
				ND:			
17T	8162	Benjamin Gruber	5280 Gym North	Fin:	12.850	11.650	24.500
				D:	3.500	3.200	
				E:	9.350	8.450	
				ND:			
19	8200	Dylan Thomas	HGA/GymMasters	Fin:	12.250	12.150	24.400
				D:	3.200	3.300	
				E:	9.050	8.850	
				ND:			
20	8153	Aiden Whitehead	World Xtreme	Fin:	12.250	12.000	24.250
				D:	2.900	2.900	
				E:	9.350	9.100	
				ND:			
21T	8163	Lucas Burge	5280 Gym North	Fin:	11.900	12.300	24.200
				D:	3.300	3.300	
				E:	8.600	9.000	
				ND:			
21T	8201	Justin Smith	Sun Country Gym	Fin:	12.550	11.650	24.200
				D:	3.400	3.400	
				E:	9.150	8.250	
				ND:			
23T	8156	Frans Alvarez	Prestige Gym- FL	Fin:	11.950	12.050	24.000
				D:	3.500	3.500	
				E:	8.450	8.550	
				ND:			
23T	8203	Jacob Foster	Premier Athletics KN	Fin:	11.900	12.100	24.000
				D:	2.900	2.900	
				E:	9.000	9.200	
				ND:			

2015 Men's JO Finals

Event Results - Multi

May 5-10, 2015

Page: 3

Printed: 5/10/2015 6:02:29 PM

Men / 8 / 11 yrs

Session: 1-8

#1 = 2015 Men's JO Finals: 100%

#2 = 2015 Men's JO Nationals: 100%



Place	Num	Name	Gym		#2	#1	Score
25	8137	Mohamed El.Askary	Azarian Gymnastics	Fin:	12.000	11.950	23.950
				D:	3.300	3.300	
				E:	8.700	8.650	
				ND:			
26T	8210	Alex Vandendries	Exxcel Gymnastics	Fin:	12.300	11.500	23.800
				D:	3.200	3.200	
				E:	9.100	8.300	
				ND:			
26T	8146	Caden Peacock	Zero Gravity-Hewitt	Fin:	11.650	12.150	23.800
				D:	2.900	3.000	
				E:	8.750	9.150	
				ND:			
28	8197	Everett O'Donnell	Black Hills Gym	Fin:	11.350	12.400	23.750
				D:	3.200	3.600	
				E:	8.150	8.800	
				ND:			
29T	8198	Aaron Davidson	Bart Conner Gym Acad	Fin:	11.950	11.600	23.550
				D:	3.100	3.000	
				E:	8.850	8.600	
				ND:			
29T	8211	William Champagne	Giguere's Gym	Fin:	11.600	11.950	23.550
				D:	3.400	3.400	
				E:	8.200	8.550	
				ND:			
31	8136	Henry Van Pietersom	Salto Gymnastics	Fin:	11.900	11.450	23.350
				D:	2.800	2.800	
				E:	9.100	8.650	
				ND:			
32T	8157	Elijah Klier	Prestige Gym- FL	Fin:	11.800	11.200	23.000
				D:	3.300	3.500	
				E:	8.500	7.700	
				ND:			
32T	8158	Paul Thompson III	Chicago Park	Fin:	12.150	10.850	23.000
				D:	3.100	3.100	
				E:	9.050	7.750	
				ND:			
34	8151	Lawson Haynes	Capital Gym-VA	Fin:	11.650	11.000	22.650
				D:	3.300	3.200	
				E:	8.350	7.800	
				ND:			
35	8143	Erich Upton	Iron Cross Gym	Fin:	11.600	11.000	22.600
				D:	3.300	3.400	
				E:	8.300	7.600	
				ND:			
36	8204	Arthur Ashton	Queen City Gym	Fin:	12.300	10.250	22.550
				D:	3.600	3.500	
				E:	8.700	6.750	
				ND:			

2015 Men's JO Finals

Event Results - Multi

May 5-10, 2015

Page: 1
Printed: 5/10/2015 6:02:34 PM

Men / 8 / 11 yrs

Session: 1-8

#1 = 2015 Men's JO Finals: 100%

#2 = 2015 Men's JO Nationals: 100%



Place	Num	Name	Gym		#2	#1	Score
1	8212	Fredrick Richard	Somersault Center	Fin:	12.150	12.150	24.300
				D:	3.500	3.300	
				E:	8.650	8.850	
				ND:			
2	8138	Nathanael Wolters	Liberty Gymnastics	Fin:	11.950	12.200	24.150
				D:	3.200	3.200	
				E:	8.750	9.000	
				ND:			
3	8164	Landen Blixt	Infinity Gym Academy	Fin:	11.950	11.900	23.850
				D:	3.000	3.000	
				E:	8.950	8.900	
				ND:			
4	8149	Joshua Henry-Price	Fairland Gymnastics	Fin:	11.950	11.850	23.800
				D:	3.000	2.800	
				E:	8.950	9.050	
				ND:			
5T	8197	Everett O'Donnell	Black Hills Gym	Fin:	11.850	11.800	23.650
				D:	2.500	2.500	
				E:	9.350	9.300	
				ND:			
5T	8160	Matthew Romalia	5280 Gym South	Fin:	11.750	11.900	23.650
				D:	3.100	2.900	
				E:	8.650	9.000	
				ND:			
7	8207	Alexander Chen	Premier Gym West	Fin:	11.700	11.700	23.400
				D:	2.700	2.800	
				E:	9.000	8.900	
				ND:			
8T	8201	Justin Smith	Sun Country Gym	Fin:	11.400	11.750	23.150
				D:	3.100	3.200	
				E:	8.300	8.550	
				ND:			
8T	8202	Benjamin Brown-Proctor	Tataru's Gymnastics	Fin:	11.150	12.000	23.150
				D:	3.300	3.500	
				E:	7.850	8.500	
				ND:			
10T	8198	Aaron Davidson	Bart Conner Gym Acad	Fin:	11.250	11.700	22.950
				D:	2.900	3.000	
				E:	8.350	8.700	
				ND:			
10T	8208	Ayush Basu	Premier Gym West	Fin:	11.450	11.500	22.950
				D:	2.600	2.600	
				E:	8.850	8.900	
				ND:			
12	8143	Erich Upton	Iron Cross Gym	Fin:	11.550	11.300	22.850
				D:	2.600	2.300	
				E:	8.950	9.000	
				ND:			

2015 Men's JO Finals

Event Results - Multi

May 5-10, 2015

Page: 2

Printed: 5/10/2015 6:02:34 PM

Men / 8 / 11 yrs

Session: 1-8

#1 = 2015 Men's JO Finals: 100%

#2 = 2015 Men's JO Nationals: 100%



Place	Num	Name	Gym		#2	#1	Score
13	8159	Ari Bekker	Michigan Academy	Fin:	11.300	11.500	22.800
				D:	3.200	3.200	
				E:	8.100	8.300	
				ND:			
14	8142	Bryan Woffinden	Houston Elite Gym	Fin:	11.400	11.300	22.700
				D:	2.200	2.200	
				E:	9.200	9.100	
				ND:			
15	8137	Mohamed El.Askary	Azarian Gymnastics	Fin:	11.300	11.200	22.500
				D:	2.500	2.400	
				E:	8.800	8.800	
				ND:			
16	8200	Dylan Thomas	HGA/GymMasters	Fin:	10.850	11.600	22.450
				D:	2.200	2.200	
				E:	8.650	9.400	
				ND:			
17	8206	Michael Baren	Premier Gym West	Fin:	11.150	11.250	22.400
				D:	2.200	2.000	
				E:	8.950	9.250	
				ND:			
18	8199	Michael Bankston	C.G.'s Gymnastics	Fin:	11.150	11.200	22.350
				D:	2.700	2.500	
				E:	8.450	8.700	
				ND:			
19	8163	Lucas Burge	5280 Gym North	Fin:	11.000	11.150	22.150
				D:	2.300	2.300	
				E:	8.700	8.850	
				ND:			
20	8162	Benjamin Gruber	5280 Gym North	Fin:	10.800	11.250	22.050
				D:	2.100	2.100	
				E:	8.700	9.150	
				ND:			
21	8210	Alex Vandendries	Exxcel Gymnastics	Fin:	11.300	10.700	22.000
				D:	3.000	3.200	
				E:	8.300	7.500	
				ND:			
22	8151	Lawson Haynes	Capital Gym-VA	Fin:	10.800	11.050	21.850
				D:	2.200	2.200	
				E:	8.600	8.850	
				ND:			
23	8155	William Harrington	Orlando Metro Gym	Fin:	10.850	10.900	21.750
				D:	2.400	2.400	
				E:	8.450	8.500	
				ND:			
24	8157	Elijah Klier	Prestige Gym- FL	Fin:	10.650	11.000	21.650
				D:	2.600	2.600	
				E:	8.050	8.400	
				ND:			

2015 Men's JO Finals

Event Results - Multi

May 5-10, 2015

#1 = 2015 Men's JO Finals: 100%

#2 = 2015 Men's JO Nationals: 100%



Place	Num	Name	Gym		#2	#1	Score
25	8161	Thomas Wells	AirTime Training	Fin:	11.750	9.800	21.550
				D:	2.900	2.800	
				E:	8.850	7.000	
				ND:			
26	8203	Jacob Foster	Premier Athletics KN	Fin:	11.150	10.350	21.500
				D:	2.200	2.200	
				E:	8.950	8.150	
				ND:			
27	8147	Dominic Pozo	Upper Merion D&G CTR	Fin:	9.850	11.350	21.200
				D:	2.200	2.200	
				E:	7.650	9.150	
				ND:			
28	8156	Frans Alvarez	Prestige Gym- FL	Fin:	10.500	10.600	21.100
				D:	2.500	2.500	
				E:	8.000	8.100	
				ND:			
29	8140	Mark Berlaga	Stanford Boys Gym	Fin:	10.100	10.950	21.050
				D:	1.900	2.100	
				E:	8.200	8.850	
				ND:			
30	8209	Hunter Dalisay	Prairie Gym Club	Fin:	9.550	11.150	20.700
				D:	1.900	1.900	
				E:	7.650	9.250	
				ND:			
31	8205	Maksim Farkhadau	Buffalo Grove	Fin:	9.100	11.500	20.600
				D:	2.600	2.400	
				E:	6.500	9.100	
				ND:			
32T	8136	Henry Van Pietersom	Salto Gymnastics	Fin:	10.450	10.050	20.500
				D:	2.200	2.200	
				E:	8.250	7.850	
				ND:			
32T	8148	Aidan Webster	Upper Merion D&G CTR	Fin:	10.050	10.450	20.500
				D:	1.900	1.900	
				E:	8.150	8.550	
				ND:			
34	8154	Ajani Turner	World Xtreme	Fin:	10.000	10.150	20.150
				D:	1.900	1.900	
				E:	8.100	8.250	
				ND:			
35	8145	Jacob Busby	Zero Gravity-Leander	Fin:	9.850	9.450	19.300
				D:	2.500	3.000	
				E:	7.350	6.450	
				ND:			
36	8146	Caden Peacock	Zero Gravity-Hewitt	Fin:	10.750	8.450	19.200
				D:	2.600	2.400	
				E:	8.150	6.050	
				ND:			