

2015 Men's JO Nationals

Meet Results

May 6-10, 2015







Page: 1

Printed: 5/8/2015 7:32:59 AM

Men / 10 / JE 16 yrs

Session: 3J







Judge's Signatures

Rank	Num	Name	Gym	Diff:							AA
1	1270	Matthew Wenske	Cypress Acad Of Gym	6.400	4.900	5.500	6.200	5.500	5.200		
				Exec: 9.000	8.600	9.450	9.300	9.300	7.250		
				ND: -0.300							
				Final: 15.100	13.500	14.950	15.500	14.800	12.450	86.300	
				Place: 1	9T	2	2	1	16	1	
2	1265	Andrew Brower	US Gymnastics DC	5.300	5.600	5.200	4.700	5.300	4.900		
				Exec: 8.850	9.600	8.800	8.850	9.250	8.500		
				ND:							
				Final: 14.150	15.200	14.000	13.550	14.550	13.400	84.850	
				Place: 12*	1T	10	18	3	3	2	
3	1262	Josh Zeal	Buffalo Grove	5.300	5.300	5.400	5.300	5.200	4.400		
				Exec: 9.100	8.450	9.300	9.150	9.200	8.600		
				ND:							
				Final: 14.400	13.750	14.700	14.450	14.400	13.000	84.700	
				Place: 8	8	3	9	4	9	3	
4	1266	Favian Valdez	US Gymnastics DC	5.500	6.000	5.700	5.600	5.400	5.700		
				Exec: 8.700	9.200	8.000	8.900	8.950	6.550		
				ND:							
				Final: 14.200	15.200	13.700	14.500	14.350	12.250	84.200	
				Place: 10T	1T	14	8	5	18	4	
5	1268	Jacob Light	Parkettes-PA	5.800	4.900	5.900	5.600	4.800	4.600		
				Exec: 8.850	8.950	9.200	9.350	8.600	7.450		
				ND:							
				Final: 14.650	13.850	15.100	14.950	13.400	12.050	84.000	
				Place: 3T	7	1	5	15	20	5	
6	1269	Tanner Justus	Cypress Acad Of Gym	5.700	5.000	5.200	6.200	5.200	5.500		
				Exec: 8.800	7.850	9.100	9.550	8.550	7.550		
				ND: -0.300							
				Final: 14.200	12.850	14.300	15.750	13.750	13.050	83.900	
				Place: 10T	16	4T	1	11T	7T	6	
7	1272	Andrew Herrador	West Coast Olympia	5.600	5.000	4.900	5.100	4.400	5.200		
				Exec: 9.050	9.200	8.900	9.050	8.700	8.400		
				ND:			-0.300				
				Final: 14.650	14.200	13.800	13.850	13.100	13.600	83.200	
				Place: 3T	3	13	15	19*	1	7	
8	1258	Mitchell Brown	DeVeau's School	4.700	5.400	4.900	5.700	4.900	4.800		
				Exec: 9.250	8.600	8.750	8.100	9.700	8.400		
				ND:			-0.100				
				Final: 13.950	14.000	13.650	13.700	14.600	13.200	83.100	
				Place: 16	5	15	17	2	5T	8	
9	1261	Bailey Perez	Premier Gym Acad	5.800	5.000	5.100	5.600	5.100	4.900		
				Exec: 8.850	8.400	8.400	9.100	8.700	8.150		
				ND: -0.100							
				Final: 14.550	13.400	13.500	14.700	13.800	13.050	83.000	
				Place: 7	11	16T	7	8T	7T	9	
10	1253	Mitchell Mandozzi	NEAG- Marlborough	5.400	4.600	4.800	4.800	5.000	4.600		
				Exec: 9.250	8.550	9.100	9.500	8.650	8.600		
				ND:							
				Final: 14.650	13.150	13.900	14.300	13.650	13.200	82.850	
				Place: 3T	14	11	12	13	5T	10	

2015 Men's JO Nationals

Meet Results

May 6-10, 2015







Rank	Num	Name	Gym							AA
11	1256	Joshua Martin	Aerial Gymnastics IL	Diff: 5.800	4.700	4.700	5.700	5.100	4.200	
				Exec: 8.800	8.000	8.800	9.300	9.150	8.400	
				ND:						
				Final: 14.600	12.700	13.500	15.000	14.250	12.600	82.650
				Place: 6	17	16T	4	6	14	11
12	1259	Connor Lewis	Integrity Gym	Diff: 5.300	4.200	5.100	5.700	4.900	4.300	
				Exec: 8.750	9.050	9.000	9.350	9.100	7.550	
				ND:						
				Final: 14.050	13.250	14.100	15.050	14.000	11.850	82.300
				Place: 14T	13	8T	3	7	22	12
13	1257	Nicholas Guy	DeVeau's School	Diff: 5.600	4.100	4.100	5.800	4.100	3.600	
				Exec: 9.250	8.800	8.950	9.200	8.350	9.200	
				ND:			-0.100			
				Final: 14.850	12.900	13.050	14.900	12.450	12.800	80.950
				Place: 2	15	19	6	21	11	13
14	1271	Jordan Kovach	Bart Conner Gym Acad	Diff: 5.300	4.700	5.200	5.000	4.400	4.600	
				Exec: 9.000	7.850	8.900	9.400	8.850	7.700	
				ND:						
				Final: 14.300	12.550	14.100	14.400	13.250	12.300	80.900
				Place: 9	18	8T	10	18	17	14
15	1263	Anton Vorona	TAG USA, Gym	Diff: 5.100	5.000	5.200	4.700	5.000	4.400	
				Exec: 7.900	8.950	8.650	9.200	8.800	7.750	
				ND:						
				Final: 13.000	13.950	13.850	13.900	13.800	12.150	80.650
				Place: 21	6	12	14	8T	19	15
16	1264	Timmy Kutyla	US Gymnastics DC	Diff: 5.500	4.600	4.400	4.700	4.900	4.600	
				Exec: 8.400	8.900	8.350	8.750	8.850	8.750	
				ND: -0.100						
				Final: 13.800	13.500	12.750	13.450	13.750	13.350	80.600
				Place: 17	9T	21	19	11T	4	16
17	1252	Ben Provost	Daggett's Gym	Diff: 5.000	3.800	4.600	5.000	4.500	4.500	
				Exec: 8.850	8.600	8.900	9.350	9.300	8.250	
				ND: -0.100						
				Final: 13.750	12.400	13.500	14.350	13.800	12.750	80.550
				Place: 18T	19	16T	11	8T	12	17
18	1274	Brandon Wong	Clovis Acad Of Gym	Diff: 5.200	4.200	5.300	4.800	4.400	4.000	
				Exec: 8.850	7.800	9.000	8.400	8.700	8.550	
				ND:						
				Final: 14.050	12.000	14.300	13.200	13.100	12.550	79.200
				Place: 14T	21	4T	21	19*	15	18
19T	1260	Trevor North	Hocking Valley Gym	Diff: 5.300	5.100	5.200	3.200	4.800	4.400	
				Exec: 8.850	9.000	9.050	8.100	8.550	7.550	
				ND:						
				Final: 14.150	14.100	14.250	11.300	13.350	11.950	79.100
				Place: 12*	4	6	22	16	21	19T
19T	1255	Cutter Fugett	5280 Gym North	Diff: 5.400	4.700	4.900	4.700	4.700	4.400	
				Exec: 7.550	7.100	9.250	9.050	8.900	8.450	
				ND:						
				Final: 12.950	11.800	14.150	13.750	13.600	12.850	79.100
				Place: 22	22	7	16	14	10	19T

2015 Men's JO Nationals

Meet Results

May 6-10, 2015

Page: 3
 Printed: 5/8/2015 7:32:59 AM
 Men / 10 / JE 16 yrs
 Session: 3J

Rank	Num	Name	Gym							AA
21	1267	Socrates Gavallas	Monmouth Gym Acad	Diff: 4.700	4.300	4.800	4.400	4.700	4.500	
				Exec: 9.050	9.050	7.800	8.900	8.600	8.200	
				ND:						
				Final: 13.750	13.350	12.600	13.300	13.300	12.700	79.000
				Place: 18T	12	22	20	17	13	21
22	1273	Darrel Yamamura	Elevate Gym Acad	Diff: 4.700	5.000	3.800	4.700	3.800	4.300	
				Exec: 8.900	7.350	9.150	9.250	7.850	9.150	
				ND:						
				Final: 13.600	12.350	12.950	13.950	11.650	13.450	77.950
				Place: 20	20	20	13	22	2	22