







2015 Men's JO Nationals

Meet Results







May 6-10, 2015

Rank	Num	Name	Gym							AA
1	1247	Cameron Bock	SCATS Gymnastics	Diff: 5.800	6.100	5.600	5.700	5.700	5.600	
				Exec: 9.000	9.200	8.900	9.500	8.300	8.100	
				ND: _____	_____	_____	-0.300	_____	_____	
				Final: 14.800	15.300	14.500	14.900	14.000	13.700	87.200
				Place: 4T	1	5T	7	5T	3T	1
2	1243	Bennet Huang	West Coast Olympia	Diff: 5.800	5.900	5.200	6.000	4.900	5.000	
				Exec: 8.800	9.350	9.300	9.900	8.700	8.450	
				ND: -0.300	_____	_____	_____	_____	_____	
				Final: 14.300	15.250	14.500	15.900	13.600	13.450	87.000
				Place: 8	2	5*	1	16	7T	2
3	1238	Alexei Vernyi	Cypress Acad Of Gym	Diff: 6.700	4.900	5.500	5.900	5.000	5.400	
				Exec: 9.250	8.600	9.500	9.200	9.100	8.150	
				ND: -0.300	_____	_____	_____	_____	_____	
				Final: 15.650	13.500	15.000	15.100	14.100	13.550	86.900
				Place: 1	10	2	2*	2T	5	3
4	1251	Shane Wiskus	MHG	Diff: 6.100	5.100	5.700	5.900	5.600	5.300	
				Exec: 8.700	7.400	9.350	9.200	9.100	8.500	
				ND: _____	_____	_____	_____	_____	_____	
				Final: 14.800	12.500	15.050	15.100	14.700	13.800	85.950
				Place: 4T	22	1	2*	1	2	4
5	1237	Griffin Kehler	WOGA Frisco	Diff: 5.800	4.400	4.800	5.900	5.100	5.200	
				Exec: 9.100	8.700	9.100	9.200	8.700	7.750	
				ND: _____	_____	_____	_____	_____	_____	
				Final: 14.900	13.100	13.900	15.100	13.800	12.950	83.750
				Place: 3	16T	17*	2*	11	11	5
6	1232	Andrew Bitner	Gymnastix	Diff: 5.600	4.800	5.200	4.700	4.900	4.500	
				Exec: 8.550	9.050	9.300	9.000	9.000	9.000	
				ND: _____	_____	_____	_____	_____	_____	
				Final: 14.150	13.850	14.500	13.700	13.900	13.500	83.600
				Place: 10	8	5*	19	7T	6	6
7	1224	Nicholas Merryman	NEAG- Marlborough	Diff: 4.800	5.500	5.100	2.800	4.600	4.600	
				Exec: 9.000	9.550	9.450	9.500	9.500	8.850	
				ND: _____	_____	_____	_____	_____	_____	
				Final: 13.800	15.050	14.550	12.300	14.100	13.450	83.250
				Place: 17	3	4	27T	2T	7T	7
8	1245	Dante LaBarre	USA Flairs	Diff: 5.200	4.300	4.700	4.700	4.800	5.300	
				Exec: 8.800	8.950	8.900	9.200	9.050	8.950	
				ND: _____	_____	_____	_____	_____	_____	
				Final: 14.000	13.250	13.600	13.900	13.850	14.250	82.850
				Place: 12	14	23T	15*	9T	1	8
9	1230	Maxim Andryushchenko	Lakeshore Academy	Diff: 5.600	5.000	5.600	5.800	4.900	5.200	
				Exec: 8.550	8.600	7.450	9.300	8.750	8.100	
				ND: -0.300	_____	_____	_____	_____	_____	
				Final: 13.850	13.600	13.050	15.100	13.650	13.300	82.550
				Place: 15T	9	26	2T	14T	9	9
10	1248	Brennan Pantazis	Gymnastics Nevada	Diff: 5.600	5.000	5.400	5.700	5.200	5.300	
				Exec: 8.750	7.000	9.000	9.100	8.500	7.800	
				ND: _____	_____	_____	-0.100	_____	_____	
				Final: 14.350	12.000	14.400	14.700	13.700	13.100	82.250
				Place: 7	25T	11T	9T	13	10	10

2015 Men's JO Nationals

Meet Results







May 6-10, 2015

Rank	Num	Name	Gym							AA
11	1249	Shane Sadighi	Azarian Gymnastics	Diff: 6.000	5.100	5.200	4.800	4.300	5.200	
				Exec: 9.200	8.300	9.100	9.200	8.200	7.550	
				ND:						
				Final: 15.200	13.400	14.300	14.000	12.500	12.750	82.150
				Place: 2	11T	13	13*	27	15	11
12	1225	Addison Chung	NESA MA	Diff: 5.000	4.600	5.300	5.200	4.700	4.800	
				Exec: 8.950	8.800	9.300	9.550	9.350	6.200	
				ND:						
				Final: 13.950	13.400	14.600	14.750	14.050	11.000	81.750
				Place: 13	11T	3	8	4	28	12
13	1240	Braden Page	Cypress Acad Of Gym	Diff: 6.000	4.700	4.700	5.600	4.600	3.900	
				Exec: 7.850	8.500	8.950	9.200	9.150	8.650	
				ND:			-0.100			
				Final: 13.850	13.200	13.650	14.700	13.750	12.550	81.700
				Place: 15T	15	22	9T	12	17	13
14	1242	Blake Sun	Alamo Gym Center	Diff: 4.800	5.300	5.500	4.600	5.300	3.500	
				Exec: 8.100	9.100	8.200	9.900	8.050	8.900	
				ND:						
				Final: 12.900	14.400	13.700	14.500	13.350	12.400	81.250
				Place: 26	5	20T	11T	21	18	14
15	1228	Jacob Moore	Geddert's Twistars	Diff: 5.200	5.600	5.300	4.800	4.600	4.700	
				Exec: 8.300	8.450	9.100	8.800	9.400	7.100	
				ND:	-0.100		-0.300			
				Final: 13.400	14.050	14.400	13.300	14.000	11.800	80.950
				Place: 21	7	11T	22	5T	20	15
16	1226	Russell Johnson	DeVeau's School	Diff: 5.000	5.100	5.200	4.800	4.800	4.100	
				Exec: 8.300	9.100	9.300	9.200	8.250	7.200	
				ND:						
				Final: 13.300	14.200	14.500	14.000	13.050	11.300	80.350
				Place: 22	6	5*	13*	24	25	16
17	1250	Tristan Lopez	Azarian Gymnastics	Diff: 5.300	5.100	5.000	3.900	4.400	5.700	
				Exec: 8.800	8.000	9.000	8.700	8.700	8.000	
				ND:			-0.300			
				Final: 14.100	13.100	14.000	12.300	13.100	13.700	80.300
				Place: 11	16T	16	27T	23	3T	17
18	1231	Keeley Maigne	LaFleur's Tampa	Diff: 4.200	5.200	4.800	3.600	4.400	3.800	
				Exec: 8.850	9.500	8.500	9.150	9.100	9.050	
				ND:						
				Final: 13.050	14.700	13.300	12.750	13.500	12.850	80.150
				Place: 25	4	25	25	19T	12T	18
19	1239	Joel Diaz	Cypress Acad Of Gym	Diff: 5.800	4.700	5.700	5.700	4.700	4.000	
				Exec: 7.750	7.650	8.800	8.800	9.150	7.350	
				ND:	-0.300					
				Final: 13.250	12.350	14.500	14.500	13.850	11.350	79.800
				Place: 23T	23	5T	11T	9T	23T	19
20	1233	Ethan Esval	Atlanta School	Diff: 4.800	4.800	4.800	3.800	4.700	3.900	
				Exec: 9.100	8.500	9.100	9.200	9.200	7.550	
				ND:						
				Final: 13.900	13.300	13.900	13.000	13.900	11.450	79.450
				Place: 14	13	17*	23	7T	21T	20

2015 Men's JO Nationals

Meet Results

May 6-10, 2015

Rank	Num	Name	Gym							AA
21	1235	Sean Neighbarger	Gymstrada Gym	Diff: 5.800	4.000	5.000	5.800	4.500	3.700	
				Exec: 7.450	8.750	9.150	9.250	8.200	7.450	
				ND: _____	_____	_____	_____	_____	_____	
				Final: 13.250	12.750	14.150	15.050	12.700	11.150	79.050
				Place: 23T	21	14	6	26	27	21
22	1227	Parker Clayton	DeVeau's School	Diff: 4.900	4.200	5.200	4.700	4.600	3.500	
				Exec: 8.550	7.900	9.250	9.200	8.950	7.950	
				ND: _____	_____	_____	_____	_____	_____	
				Final: 13.450	12.100	14.450	13.900	13.550	11.450	78.900
				Place: 20	24	10	15*	17T	21T	22
23	1283	Justin Davis	DeVeau's School	Diff: 5.400	4.400	3.300	4.800	4.500	4.000	
				Exec: 9.300	7.600	8.950	9.100	9.000	8.600	
				ND: _____	_____	_____	-0.100	_____	_____	
				Final: 14.700	12.000	12.250	13.800	13.500	12.600	78.850
				Place: 6	25T	27	17T	19T	16	23
24	1236	Evan Hymanson	Monmouth Gym Acad	Diff: 5.600	4.500	5.200	4.700	4.500	4.700	
				Exec: 8.700	7.000	8.600	8.950	7.700	8.150	
				ND: -0.100	_____	_____	_____	_____	_____	
				Final: 14.200	11.500	13.800	13.650	12.200	12.850	78.200
				Place: 9	27	19	20	28	12T	24
25	1244	Brian Waschak	Waller's GymJam Acad	Diff: 4.700	4.600	5.000	4.800	4.500	4.200	
				Exec: 8.150	8.450	8.600	9.000	9.150	7.000	
				ND: _____	_____	_____	_____	_____	_____	
				Final: 12.850	13.050	13.600	13.800	13.650	11.200	78.150
				Place: 27	18T	23T	17T	14T	26	25
26	1234	Chris McCord	Gymstrada Gym	Diff: 4.500	4.000	4.900	3.600	3.900	4.200	
				Exec: 9.000	9.050	9.200	8.850	9.300	7.150	
				ND: _____	_____	_____	_____	_____	_____	
				Final: 13.500	13.050	14.100	12.450	13.200	11.350	77.650
				Place: 19	18T	15	26	22	23T	26
27	1229	David Toussaint	Olympic Dreams	Diff: 5.100	5.600	4.500	5.100	4.500	4.200	
				Exec: 8.500	7.450	6.650	8.350	9.050	7.950	
				ND: _____	_____	_____	_____	_____	_____	
				Final: 13.600	13.050	11.150	13.450	13.550	12.150	76.950
				Place: 18	18T	28	21	17T	19	27
28	1246	Thomas Lee	Stanford Boys Gym	Diff: 4.700	4.700	5.200	4.400	4.400	5.000	
				Exec: 7.850	6.550	8.500	8.800	8.600	7.800	
				ND: _____	_____	_____	-0.300	_____	_____	
				Final: 12.550	11.250	13.700	12.900	13.000	12.800	76.200
				Place: 28	28	20T	24	25	14	28