

# 2015 Men's JO Finals

## Meet Results - Multi







May 5-10, 2015

Page: 1  
Printed: 5/9/2015 7:27:20 PM

Men / 10 / 16 yrs

Session: 8J

Judge's Signatures

Rank	Num	Name/Gym								AA
1	1144	Franklin Valentin Tri-Town Gym	Prelims Finals	13.800 13.950	13.600 13.750	15.200 15.300	13.600 14.250	13.250 13.200	12.150 12.900	81.600 83.350
				<u>Combined Total:</u>						<u>164.950</u>
2	1194	Kyte Crigger Apollo- VA	Prelims Finals	14.700 15.300	11.900 12.450	14.450 13.650	14.200 14.600	13.700 13.600	12.700 12.850	81.650 82.450
				<u>Combined Total:</u>						<u>164.100</u>
3	1130	David Eurell Surgent's Elite Gym	Prelims Finals	13.350 13.450	13.750 14.200	13.150 13.200	13.800 14.000	14.000 14.150	12.750 13.250	80.800 82.250
				<u>Combined Total:</u>						<u>163.050</u>
4	1110	James Stephenson USA Gym World	Prelims Finals	13.600 14.500	12.150 12.800	14.100 13.500	13.150 13.650	14.250 14.100	13.150 13.300	80.400 81.850
				<u>Combined Total:</u>						<u>162.250</u>
5	1185	Dan Graham Premier Gym Acad	Prelims Finals	13.400 13.950	12.650 13.900	14.450 12.900	13.750 13.600	13.500 14.200	12.650 13.250	80.400 81.800
				<u>Combined Total:</u>						<u>162.200</u>
6	1105	Nate Winneg NEAG- Marlborough	Prelims Finals	13.550 14.100	13.200 12.300	13.850 14.100	12.900 14.350	13.450 14.100	12.550 13.100	79.500 82.050
				<u>Combined Total:</u>						<u>161.550</u>
7	1120	Michael Chan Queen City Gym	Prelims Finals	14.000 13.850	12.800 12.850	13.450 12.350	14.700 15.100	11.950 13.000	12.900 13.700	79.800 80.850
				<u>Combined Total:</u>						<u>160.650</u>
8	1103	Benjamin LeRoy Aspire Jr.Sun Devils	Prelims Finals	14.400 14.400	13.600 14.400	12.100 13.600	12.700 13.200	13.450 13.500	12.600 12.500	78.850 81.600
				<u>Combined Total:</u>						<u>160.450</u>
9	1215	Alejandro Suarez CA Sports Center-RS	Prelims Finals	13.850 14.200	13.000 13.550	13.100 12.750	13.900 14.200	13.100 13.450	12.300 13.000	79.250 81.150
				<u>Combined Total:</u>						<u>160.400</u>
10	1119	Domenico Sciulli IGA	Prelims Finals	13.650 13.500	13.100 13.050	12.900 13.650	13.800 13.900	13.900 13.850	11.950 12.350	79.300 80.300
				<u>Combined Total:</u>						<u>159.600</u>
11	1179	Coleson Stodghill 5280 Gym North	Prelims Finals	12.950 13.800	13.600 13.900	12.550 12.450	13.700 13.400	13.450 13.200	12.750 13.200	79.000 79.950
				<u>Combined Total:</u>						<u>158.950</u>
12T	1124	Ryan Orce Sun Country Gym	Prelims Finals	13.600 14.100	13.350 14.150	13.600 13.700	12.950 12.650	11.900 13.000	12.500 13.400	77.900 81.000
				<u>Combined Total:</u>						<u>158.900</u>
12T	1199	Stephen Lewis United Gymnastix	Prelims Finals	14.350 12.800	12.150 12.800	13.950 13.700	14.200 14.300	13.250 13.050	12.350 12.000	80.250 78.650
				<u>Combined Total:</u>						<u>158.900</u>

# 2015 Men's JO Finals

## Meet Results - Multi

May 5-10, 2015

Page: 2

Printed: 5/9/2015 7:27:20 PM

Men / 10 / 16 yrs

Session: 8J

Rank	Num	Name/Gym								AA
14	1213	Daniel Lee Desert Gymcats	Prelims	13.500	12.750	13.700	12.900	13.700	13.750	80.300
			Finals	14.050	12.750	13.800	12.850	13.050	11.800	78.300
				<u>Combined Total:</u>						<u>158.600</u>
15	1188	Sam McColl High Point Gym Acad	Prelims	14.950	12.700	13.300	13.950	13.050	11.600	79.550
			Finals	14.700	12.500	13.600	13.800	13.000	11.350	78.950
				<u>Combined Total:</u>						<u>158.500</u>
16	1217	Kaden Love Adventure Recreation	Prelims	14.350	12.250	13.600	13.600	13.300	11.400	78.500
			Finals	14.550	13.700	13.500	13.250	12.950	11.650	79.600
				<u>Combined Total:</u>						<u>158.100</u>
17	1122	Bobby Costea Zenith Gymnastics	Prelims	12.800	14.450	13.350	13.000	11.800	11.950	77.350
			Finals	13.250	13.600	13.100	12.900	13.800	12.400	79.050
				<u>Combined Total:</u>						<u>156.400</u>
18	1184	Rex Scott Premier Gym Acad	Prelims	13.350	13.050	12.650	13.900	13.150	11.300	77.400
			Finals	14.100	13.000	12.600	14.000	13.000	12.200	78.900
				<u>Combined Total:</u>						<u>156.300</u>
19	1135	Lucas Beltran TAGS World Gym	Prelims	14.600	11.950	12.550	14.050	13.300	10.900	77.350
			Finals	14.700	12.350	11.700	14.350	13.250	11.950	78.300
				<u>Combined Total:</u>						<u>155.650</u>
20	1195	Thomas Paul WVGTC/G-FORCE	Prelims	13.050	12.950	13.650	12.800	12.800	12.350	77.600
			Finals	13.650	12.900	13.350	12.800	12.200	13.100	78.000
				<u>Combined Total:</u>						<u>155.600</u>
21	1183	Matthew Martin Hocking Valley Gym	Prelims	13.800	13.550	13.250	12.550	13.350	11.050	77.550
			Finals	13.550	13.600	13.200	12.600	13.200	11.500	77.650
				<u>Combined Total:</u>						<u>155.200</u>
22	1177	Grant Cullen Somersault Center	Prelims	12.600	11.250	13.250	14.000	13.650	12.450	77.200
			Finals	13.300	12.550	13.750	13.800	12.850	11.500	77.750
				<u>Combined Total:</u>						<u>154.950</u>
23	1127	Matthew Blahj Upstate Gymnastics	Prelims	14.050	13.000	12.650	13.000	12.850	11.850	77.400
			Finals	14.200	11.850	13.200	12.600	12.300	12.950	77.100
				<u>Combined Total:</u>						<u>154.500</u>
24	1201	Alex Megahy St. Louis Gym Centre	Prelims	13.450	12.850	13.050	13.200	12.700	12.000	77.250
			Finals	13.150	11.850	13.500	11.800	12.750	12.800	75.850
				<u>Combined Total:</u>						<u>153.100</u>
25	1129	Sebastian Quiana US Gymnastics DC	Prelims	14.550	8.800	13.150	13.950	13.300	12.400	76.150
			Finals	14.000	___	12.900	13.400	13.300	13.150	66.750
				<u>Combined Total:</u>						<u>142.900</u>
26	1125	Frank Bradley Excalibur	Prelims	13.800	11.950	13.900	13.800	12.200	11.000	76.650
			Finals	14.250	___	13.950	13.900	___	___	42.100
				<u>Combined Total:</u>						<u>118.750</u>

# 2015 Men's JO Finals

## Meet Results - Multi

May 5-10, 2015

Page: 3

Printed: 5/9/2015 7:27:20 PM

Men / 10 / 16 yrs

Session: 8J

Rank	Num	Name/Gym								AA
27	1204	Benjamin Swartout Champion Gym Texas	Prelims Finals	13.800 13.300	9.500 ___	14.400 13.500	13.500 ___	13.900 13.150	11.700 ___	76.800 39.950
				<u>Combined Total:</u>						<u>116.750</u>
28	1182	Griffin Olis Troy Gymnastics	Prelims Finals	13.700 13.900	11.450 ___	12.450 ___	14.500 13.250	12.650 ___	12.300 12.300	77.050 39.450
				<u>Combined Total:</u>						<u>116.500</u>
29	1221	Andrew Worden KAATS Gymnastics	Prelims Finals	13.800 13.700	11.350 ___	11.350 ___	13.700 13.900	12.050 ___	12.150 12.650	74.400 40.250
				<u>Combined Total:</u>						<u>114.650</u>
30T	1123	Tyler Harriman Universal Gymnastics	Prelims Finals	14.250 15.100	11.300 ___	12.550 ___	14.350 14.300	11.700 ___	10.750 ___	74.900 29.400
				<u>Combined Total:</u>						<u>104.300</u>
30T	1178	Hunter Belcher 5280 Gym North	Prelims Finals	12.700 ___	12.800 13.350	13.550 14.300	13.350 ___	12.200 ___	12.050 ___	76.650 27.650
				<u>Combined Total:</u>						<u>104.300</u>
32	1202	Michael Abarca Sky High Sports CTR	Prelims Finals	13.200 ___	12.400 ___	12.700 ___	13.600 14.000	11.900 ___	12.200 13.400	76.000 27.400
				<u>Combined Total:</u>						<u>103.400</u>
33	1136	Cian McConnell Cypress Acad Of Gym	Prelims Finals	13.650 ___	11.950 ___	12.150 ___	13.800 13.800	13.150 13.150	11.750 ___	76.450 26.950
				<u>Combined Total:</u>						<u>103.400</u>
34	1117	Michael Paradise Premier Gym West	Prelims Finals	12.650 ___	15.250 13.400	12.750 ___	12.300 ___	13.250 13.100	10.500 ___	76.700 26.500
				<u>Combined Total:</u>						<u>103.200</u>
35	2100	Corey Matthews Jr. Flip Force Gym	Prelims Finals	14.450 13.750	11.300 ___	11.850 ___	14.050 13.300	12.200 ___	12.100 ___	75.950 27.050
				<u>Combined Total:</u>						<u>103.000</u>
36	1134	Stephen Baker Texas Dreams Gym	Prelims Finals	13.200 ___	11.300 ___	13.850 13.950	12.700 ___	13.300 13.250	10.950 ___	75.300 27.200
				<u>Combined Total:</u>						<u>102.500</u>
37	1187	Christopher Bryant Langley Gymnastics	Prelims Finals	12.750 ___	12.600 ___	12.350 ___	13.550 13.950	12.950 ___	12.800 11.300	77.000 25.250
				<u>Combined Total:</u>						<u>102.250</u>
38	1211	William Sweeten USA Flairs	Prelims Finals	13.650 ___	12.950 13.450	12.800 ___	11.400 ___	12.850 ___	12.950 12.050	76.600 25.500
				<u>Combined Total:</u>						<u>102.100</u>
39	1186	Basil Szechinski Chicago Park	Prelims Finals	13.400 ___	9.850 ___	12.800 ___	14.200 14.900	13.400 12.800	9.950 ___	73.600 27.700
				<u>Combined Total:</u>						<u>101.300</u>

# 2015 Men's JO Finals

## Meet Results - Multi

May 5-10, 2015

Page: 4

Printed: 5/9/2015 7:27:20 PM

Men / 10 / 16 yrs

Session: 8J

Rank	Num	Name/Gym								AA
40	1137	Tristan Kuhn Crenshaw Athletic	Prelims Finals	12.650 —	12.800 —	13.050 13.150	11.800 —	12.300 —	12.850 12.000	75.450 25.150
				<u>Combined Total:</u>						<u>100.600</u>
41	1206	Will Bughi Dynamic Gym Acad	Prelims Finals	13.350 —	11.850 —	11.400 —	13.200 —	13.700 12.750	12.350 11.700	75.850 24.450
				<u>Combined Total:</u>						<u>100.300</u>
42	1193	Jacopo Gliozzi Capital Gym-VA	Prelims Finals	13.400 —	13.000 13.050	13.000 13.050	11.700 —	11.750 —	10.850 —	73.700 26.100
				<u>Combined Total:</u>						<u>99.800</u>
43	1107	Caleb Jackson Colorado Training	Prelims Finals	12.550 —	11.350 —	10.850 —	14.200 14.800	11.950 —	12.350 11.100	73.250 25.900
				<u>Combined Total:</u>						<u>99.150</u>
44	1115	Tyler Ball Ultimate Gym- IL	Prelims Finals	13.300 —	12.100 —	13.450 13.700	12.500 —	13.100 —	12.000 —	76.450 13.700
				<u>Combined Total:</u>						<u>90.150</u>
45	1113	Storm Mills DeVeau's School	Prelims Finals	13.150 —	12.800 —	11.500 —	14.300 14.450	12.700 —	11.150 —	75.600 14.450
				<u>Combined Total:</u>						<u>90.050</u>
46	1205	Parker Chiapuzio MAC Gymnastics	Prelims Finals	13.500 —	12.150 —	12.300 —	13.000 —	14.000 13.400	11.250 —	76.200 13.400
				<u>Combined Total:</u>						<u>89.600</u>
47	1126	Rahul Sampat Upstate Gymnastics	Prelims Finals	12.100 —	12.300 —	13.250 13.800	12.900 —	12.900 —	11.650 —	75.100 13.800
				<u>Combined Total:</u>						<u>88.900</u>
48	1104	Bryan Perla Sterling Gymnastics	Prelims Finals	13.700 14.650	12.000 —	11.100 —	13.150 —	12.500 —	11.750 —	74.200 14.650
				<u>Combined Total:</u>						<u>88.850</u>
49	1101	Jacob Schroeder Swiss Turners Gym	Prelims Finals	13.400 —	12.800 —	12.250 —	12.900 —	12.800 —	12.200 12.300	76.350 12.300
				<u>Combined Total:</u>						<u>88.650</u>
50	1116	Jacob Wade Premier Gym West	Prelims Finals	13.250 —	11.750 —	11.950 —	12.550 —	14.000 13.550	11.200 —	74.700 13.550
				<u>Combined Total:</u>						<u>88.250</u>
51	1111	Tim O'Neill Gymnastics World	Prelims Finals	12.850 —	10.550 —	13.100 14.200	13.350 —	12.250 —	11.750 —	73.850 14.200
				<u>Combined Total:</u>						<u>88.050</u>
52	1220	John Anderson M & M Gymnastics	Prelims Finals	12.250 —	13.150 13.600	12.000 —	12.700 —	12.900 —	11.400 —	74.400 13.600
				<u>Combined Total:</u>						<u>88.000</u>

# 2015 Men's JO Finals

## Meet Results - Multi

May 5-10, 2015

Page: 5

Printed: 5/9/2015 7:27:20 PM

Men / 10 / 16 yrs

Session: 8J

Rank	Num	Name/Gym								AA
53	1203	Nicholas Askew Emerald City Gym	Prelims Finals	13.000 —	12.300 —	12.800 —	12.650 —	12.550 —	12.200 12.450	75.500 12.450
				<u>Combined Total:</u>						<u>87.950</u>
54	1108	Kirk Malm Colorado Training	Prelims Finals	13.600 —	13.600 14.200	11.750 —	10.950 —	12.200 —	11.550 —	73.650 14.200
				<u>Combined Total:</u>						<u>87.850</u>
55	1198	Kirill Yefremenko Premier Gymnastics	Prelims Finals	12.250 —	11.300 —	12.100 —	13.400 —	13.300 13.300	12.050 —	74.400 13.300
				<u>Combined Total:</u>						<u>87.700</u>
56	1189	Logan Omer Stick It Gymnastics	Prelims Finals	12.900 —	13.200 11.900	12.400 —	12.800 —	12.550 —	11.750 —	75.600 11.900
				<u>Combined Total:</u>						<u>87.500</u>
57	1192	Jacob Burnett Cobb Challengers	Prelims Finals	13.700 13.900	12.750 —	11.050 —	12.500 —	12.550 —	10.000 —	72.550 13.900
				<u>Combined Total:</u>						<u>86.450</u>
58T	1181	Fernando Porta Eagle Ridge Gym	Prelims Finals	12.200 —	12.250 —	11.800 —	12.650 —	12.250 —	12.350 12.850	73.500 12.850
				<u>Combined Total:</u>						<u>86.350</u>
58T	1197	Matthew Koy Head Over Heels- NJ	Prelims Finals	13.700 13.700	12.350 —	11.100 —	12.750 —	11.500 —	11.250 —	72.650 13.700
				<u>Combined Total:</u>						<u>86.350</u>
60T	1121	Robert Sheppard Armory Athletics	Prelims Finals	13.700 12.500	12.000 —	12.250 —	12.850 —	12.700 —	10.250 —	73.750 12.500
				<u>Combined Total:</u>						<u>86.250</u>
60T	1207	Daniel Tu-Tygrs Danik Gymnastics	Prelims Finals	13.150 —	13.000 12.550	9.850 —	13.150 —	12.550 —	12.000 —	73.700 12.550
				<u>Combined Total:</u>						<u>86.250</u>
62	1196	Matyas Fenyves Chelsea Piers	Prelims Finals	13.300 —	10.850 —	13.050 11.800	12.500 —	12.000 —	11.750 —	73.450 11.800
				<u>Combined Total:</u>						<u>85.250</u>
63	1212	Maxx McCabe Perfect 10 Gym	Prelims Finals	12.800 —	11.550 —	12.850 —	12.700 —	13.200 12.500	9.300 —	72.400 12.500
				<u>Combined Total:</u>						<u>84.900</u>
64	1131	Nicholas Pelikan Columbia Gymnastics	Prelims Finals	13.550 —	12.850 11.900	11.050 —	12.850 —	11.950 —	9.200 —	71.450 11.900
				<u>Combined Total:</u>						<u>83.350</u>
65	2167	Daniel Gordon Cascade Elite Gym	Prelims Finals	12.900 —	10.800 —	11.900 —	0.000 —	13.200 13.250	11.650 —	60.450 13.250
				<u>Combined Total:</u>						<u>73.700</u>

# 2015 Men's JO Finals

## Meet Results - Multi







May 5-10, 2015

Page: 6

Printed: 5/9/2015 7:27:20 PM

Men / 10 / 16 yrs

Session: 8J

Rank	Num	Name/Gym								AA
66	1219	Ivan Rudnitski Salto Gymnastics	Prelims	0.000	13.200	13.150	0.000	0.000	0.000	26.350
			Finals	—.—	11.900	13.550	—.—	—.—	—.—	25.450
				<u>Combined Total:</u>						<u>51.800</u>
67	1216	Joey-1 Ringer Azarian Gymnastics	Prelims	0.000	15.600	0.000	0.000	0.000	0.000	15.600
			Finals	—.—	15.700	—.—	—.—	—.—	—.—	15.700
				<u>Combined Total:</u>						<u>31.300</u>
68	1112	Kerry-1 Broshears DeVeau's School	Prelims	13.750	0.000	0.000	0.000	0.000	0.000	13.750
			Finals	15.250	—.—	—.—	—.—	—.—	—.—	15.250
				<u>Combined Total:</u>						<u>29.000</u>
69	2279	Zachary-1 Ochsenschlage MAC Gymnastics	Prelims	0.000	13.800	0.000	0.000	0.000	0.000	13.800
			Finals	—.—	14.200	—.—	—.—	—.—	—.—	14.200
				<u>Combined Total:</u>						<u>28.000</u>

# 2015 Men's JO Finals

## Event Results - Multi

May 5-10, 2015

Page: 1  
Printed: 5/9/2015 7:29:13 PM

Men / 10 / 16 yrs

Session: 8J

#1 = 2015 Men's JO Finals: 100%

#2 = 2015 Men's JO Nationals: 100%



Place	Num	Name	Gym		#2	#1	Score
1	1194	Kyte Crigger	Apollo- VA	Fin:	14.700	15.300	30.000
				D:	5.700	6.100	
				E:	9.000	9.200	
				ND:			
2	1188	Sam McColl	High Point Gym Acad	Fin:	14.950	14.700	29.650
				D:	5.600	5.400	
				E:	9.350	9.300	
				ND:			
3	1123	Tyler Harriman	Universal Gymnastics	Fin:	14.250	15.100	29.350
				D:	5.500	5.900	
				E:	8.750	9.200	
				ND:			
4	1135	Lucas Beltran	TAGS World Gym	Fin:	14.600	14.700	29.300
				D:	5.000	5.000	
				E:	9.600	9.700	
				ND:			
5	1112	Kerry-1 Broshears	DeVeau's School	Fin:	13.750	15.250	29.000
				D:	5.200	6.000	
				E:	8.550	9.250	
				ND:			
6	1217	Kaden Love	Adventure Recreation	Fin:	14.350	14.550	28.900
				D:	5.500	5.500	
				E:	8.850	9.050	
				ND:			
7	1103	Benjamin LeRoy	Aspire Jr.Sun Devils	Fin:	14.400	14.400	28.800
				D:	5.400	5.400	
				E:	9.000	9.000	
				ND:			
8	1129	Sebastian Quiana	US Gymnastics DC	Fin:	14.550	14.000	28.550
				D:	6.000	6.000	
				E:	8.650	8.100	
				ND:	-0.100	-0.100	
9	1104	Bryan Perla	Sterling Gymnastics	Fin:	13.700	14.650	28.350
				D:	4.900	5.400	
				E:	8.800	9.250	
				ND:			
10	1127	Matthew Blahyj	Upstate Gymnastics	Fin:	14.050	14.200	28.250
				D:	5.300	5.400	
				E:	8.750	8.800	
				ND:			
11	2100	Corey Matthews Jr.	Flip Force Gym	Fin:	14.450	13.750	28.200
				D:	5.800	5.300	
				E:	8.650	8.450	
				ND:			
12	1110	James Stephenson	USA Gym World	Fin:	13.600	14.500	28.100
				D:	5.600	5.500	
				E:	8.000	9.000	
				ND:			

# 2015 Men's JO Finals

## Event Results - Multi

May 5-10, 2015

Page: 2

Printed: 5/9/2015 7:29:13 PM

Men / 10 / 16 yrs

Session: 8J

#1 = 2015 Men's JO Finals: 100%

#2 = 2015 Men's JO Nationals: 100%



Place	Num	Name	Gym		#2	#1	Score
13T	1125	Frank Bradley	Excalibur	Fin:	13.800	14.250	28.050
				D:	4.800	5.200	
				E:	9.000	9.050	
				ND:			
13T	1215	Alejandro Suarez	CA Sports Center-RS	Fin:	13.850	14.200	28.050
				D:	5.300	5.300	
				E:	8.550	8.900	
				ND:			
15	1120	Michael Chan	Queen City Gym	Fin:	14.000	13.850	27.850
				D:	5.000	5.000	
				E:	9.000	9.050	
				ND:		-0.200	
16	1144	Franklin Valentin	Tri-Town Gym	Fin:	13.800	13.950	27.750
				D:	5.100	5.100	
				E:	8.800	8.950	
				ND:	-0.100	-0.100	
17	1124	Ryan Orce	Sun Country Gym	Fin:	13.600	14.100	27.700
				D:	4.900	5.100	
				E:	8.700	9.000	
				ND:			
18	1105	Nate Winneg	NEAG- Marlborough	Fin:	13.550	14.100	27.650
				D:	4.600	4.800	
				E:	8.950	9.300	
				ND:			
19T	1182	Griffin Olis	Troy Gymnastics	Fin:	13.700	13.900	27.600
				D:	5.000	5.000	
				E:	8.700	8.900	
				ND:			
19T	1192	Jacob Burnett	Cobb Challengers	Fin:	13.700	13.900	27.600
				D:	4.500	4.400	
				E:	9.200	9.500	
				ND:			
21	1213	Daniel Lee	Desert Gymcats	Fin:	13.500	14.050	27.550
				D:	4.600	4.800	
				E:	8.900	9.250	
				ND:			
22	1221	Andrew Worden	KAATS Gymnastics	Fin:	13.800	13.700	27.500
				D:	4.900	5.000	
				E:	8.900	8.700	
				ND:			
23	1184	Rex Scott	Premier Gym Acad	Fin:	13.350	14.100	27.450
				D:	4.700	4.900	
				E:	8.650	9.200	
				ND:			
24	1197	Matthew Koy	Head Over Heels- NJ	Fin:	13.700	13.700	27.400
				D:	4.700	4.700	
				E:	9.000	9.000	
				ND:			



# 2015 Men's JO Finals

## Event Results - Multi

May 5-10, 2015

Page: 3

Printed: 5/9/2015 7:29:13 PM

Men / 10 / 16 yrs

Session: 8J

#1 = 2015 Men's JO Finals: 100%

#2 = 2015 Men's JO Nationals: 100%



Place	Num	Name	Gym		#2	#1	Score
25T	1183	Matthew Martin	Hocking Valley Gym	Fin:	13.800	13.550	27.350
				D:	4.900	4.900	
				E:	8.900	8.650	
				ND:			
25T	1185	Dan Graham	Premier Gym Acad	Fin:	13.400	13.950	27.350
				D:	4.900	5.000	
				E:	8.500	8.950	
				ND:			
27T	1199	Stephen Lewis	United Gymnastix	Fin:	14.350	12.800	27.150
				D:	5.500	5.100	
				E:	8.850	7.700	
				ND:			
27T	1119	Domenico Sciulli	IGA	Fin:	13.650	13.500	27.150
				D:	4.900	4.900	
				E:	8.750	8.600	
				ND:			
29	1204	Benjamin Swartout	Champion Gym Texas	Fin:	13.800	13.300	27.100
				D:	5.500	5.300	
				E:	8.300	8.000	
				ND:			
30	1130	David Eurell	Surgent's Elite Gym	Fin:	13.350	13.450	26.800
				D:	4.900	4.600	
				E:	8.450	8.950	
				ND:		-0.100	
31	1179	Coleson Stodghill	5280 Gym North	Fin:	12.950	13.800	26.750
				D:	4.700	5.100	
				E:	8.250	8.800	
				ND:		-0.100	
32	1195	Thomas Paul	WVGTC/G-FORCE	Fin:	13.050	13.650	26.700
				D:	4.800	5.200	
				E:	8.250	8.450	
				ND:			
33	1201	Alex Megahy	St. Louis Gym Centre	Fin:	13.450	13.150	26.600
				D:	4.800	4.500	
				E:	8.650	8.650	
				ND:			
34	1121	Robert Sheppard	Armory Athletics	Fin:	13.700	12.500	26.200
				D:	5.000	5.000	
				E:	8.700	7.500	
				ND:			
35	1122	Bobby Costea	Zenith Gymnastics	Fin:	12.800	13.250	26.050
				D:	5.000	4.900	
				E:	7.800	8.950	
				ND:		-0.600	
36	1177	Grant Cullen	Somersault Center	Fin:	12.600	13.300	25.900
				D:	4.900	4.900	
				E:	7.700	8.400	
				ND:			

# 2015 Men's JO Finals

## Event Results - Multi

May 5-10, 2015

Page: 1  
Printed: 5/9/2015 7:29:17 PM

Men / 10 / 16 yrs

Session: 8J

#1 = 2015 Men's JO Finals: 100%

#2 = 2015 Men's JO Nationals: 100%



Place	Num	Name	Gym		#2	#1	Score
1	1216	Joey-1 Ringer	Azarian Gymnastics	Fin:	15.600	15.700	31.300
				D:	6.400	6.400	
				E:	9.200	9.300	
				ND:			
2	1117	Michael Paradise	Premier Gym West	Fin:	15.250	13.400	28.650
				D:	6.300	6.200	
				E:	8.950	7.200	
				ND:			
3	1122	Bobby Costea	Zenith Gymnastics	Fin:	14.450	13.600	28.050
				D:	5.200	5.100	
				E:	9.250	8.500	
				ND:			
4T	1103	Benjamin LeRoy	Aspire Jr.Sun Devils	Fin:	13.600	14.400	28.000
				D:	5.200	5.200	
				E:	8.400	9.200	
				ND:			
4T	2279	Zachary-1 Ochsenschlager	MAC Gymnastics	Fin:	13.800	14.200	28.000
				D:	4.800	4.800	
				E:	9.000	9.400	
				ND:			
6	1130	David Eurell	Surgent's Elite Gym	Fin:	13.750	14.200	27.950
				D:	4.800	5.000	
				E:	8.950	9.200	
				ND:			
7	1108	Kirk Malm	Colorado Training	Fin:	13.600	14.200	27.800
				D:	5.000	5.200	
				E:	8.600	9.000	
				ND:			
8T	1124	Ryan Orce	Sun Country Gym	Fin:	13.350	14.150	27.500
				D:	5.100	5.300	
				E:	8.250	8.850	
				ND:			
8T	1179	Coleson Stodghill	5280 Gym North	Fin:	13.600	13.900	27.500
				D:	5.200	5.200	
				E:	8.400	8.700	
				ND:			
10	1144	Franklin Valentin	Tri-Town Gym	Fin:	13.600	13.750	27.350
				D:	4.300	4.200	
				E:	9.300	9.550	
				ND:			
11	1183	Matthew Martin	Hocking Valley Gym	Fin:	13.550	13.600	27.150
				D:	5.800	5.500	
				E:	7.750	8.100	
				ND:			
12	1220	John Anderson	M & M Gymnastics	Fin:	13.150	13.600	26.750
				D:	4.900	5.000	
				E:	8.250	8.600	
				ND:			

# 2015 Men's JO Finals

## Event Results - Multi

May 5-10, 2015

#1 = 2015 Men's JO Finals: 100%

#2 = 2015 Men's JO Nationals: 100%



Place	Num	Name	Gym		#2	#1	Score
13T	1215	Alejandro Suarez	CA Sports Center-RS	Fin:	13.000	13.550	26.550
				D:	4.900	4.900	
				E:	8.100	8.650	
				ND:			
13T	1185	Dan Graham	Premier Gym Acad	Fin:	12.650	13.900	26.550
				D:	4.700	4.800	
				E:	7.950	9.100	
				ND:			
15	1211	William Sweeten	USA Flairs	Fin:	12.950	13.450	26.400
				D:	4.000	4.400	
				E:	8.950	9.050	
				ND:			
16T	1119	Domenico Sciulli	IGA	Fin:	13.100	13.050	26.150
				D:	4.500	4.500	
				E:	8.600	8.550	
				ND:			
16T	1178	Hunter Belcher	5280 Gym North	Fin:	12.800	13.350	26.150
				D:	4.600	4.700	
				E:	8.200	8.650	
				ND:			
18T	1184	Rex Scott	Premier Gym Acad	Fin:	13.050	13.000	26.050
				D:	5.000	5.100	
				E:	8.050	7.900	
				ND:			
18T	1193	Jacopo Gliozzi	Capital Gym-VA	Fin:	13.000	13.050	26.050
				D:	5.300	5.100	
				E:	7.700	7.950	
				ND:			
20	1217	Kaden Love	Adventure Recreation	Fin:	12.250	13.700	25.950
				D:	4.700	4.700	
				E:	7.550	9.000	
				ND:			
21	1195	Thomas Paul	WVGTC/G-FORCE	Fin:	12.950	12.900	25.850
				D:	4.200	4.200	
				E:	8.750	8.700	
				ND:			
22	1120	Michael Chan	Queen City Gym	Fin:	12.800	12.850	25.650
				D:	4.200	4.400	
				E:	8.600	8.450	
				ND:			
23	1207	Daniel Tu-Tygrs	Danik Gymnastics	Fin:	13.000	12.550	25.550
				D:	4.300	4.400	
				E:	8.700	8.150	
				ND:			
24T	1105	Nate Winneg	NEAG- Marlborough	Fin:	13.200	12.300	25.500
				D:	5.000	4.900	
				E:	8.200	7.400	
				ND:			

# 2015 Men's JO Finals

## Event Results - Multi

May 5-10, 2015

#1 = 2015 Men's JO Finals: 100%

#2 = 2015 Men's JO Nationals: 100%

Page: 3

Printed: 5/9/2015 7:29:17 PM

Men / 10 / 16 yrs

Session: 8J



Place	Num	Name	Gym		#2	#1	Score
24T	1213	Daniel Lee	Desert Gymcats	Fin:	12.750	12.750	25.500
				D:	4.000	3.900	
				E:	8.750	8.850	
				ND:			
26	1188	Sam McColl	High Point Gym Acad	Fin:	12.700	12.500	25.200
				D:	4.000	3.600	
				E:	8.700	8.900	
				ND:			
27T	1189	Logan Omer	Stick It Gymnastics	Fin:	13.200	11.900	25.100
				D:	4.900	4.800	
				E:	8.300	7.100	
				ND:			
27T	1219	Ivan Rudnitski	Salto Gymnastics	Fin:	13.200	11.900	25.100
				D:	4.700	4.500	
				E:	8.500	7.400	
				ND:			
29T	1110	James Stephenson	USA Gym World	Fin:	12.150	12.800	24.950
				D:	4.500	4.300	
				E:	7.650	8.500	
				ND:			
29T	1199	Stephen Lewis	United Gymnastix	Fin:	12.150	12.800	24.950
				D:	4.900	4.900	
				E:	7.250	7.900	
				ND:			
31	1127	Matthew Blahyj	Upstate Gymnastics	Fin:	13.000	11.850	24.850
				D:	4.300	4.000	
				E:	8.700	7.850	
				ND:			
32	1131	Nicholas Pelikan	Columbia Gymnastics	Fin:	12.850	11.900	24.750
				D:	4.600	4.600	
				E:	8.250	7.300	
				ND:			
33	1201	Alex Megahy	St. Louis Gym Centre	Fin:	12.850	11.850	24.700
				D:	4.600	4.800	
				E:	8.250	7.050	
				ND:			
34	1194	Kyte Crigger	Apollo- VA	Fin:	11.900	12.450	24.350
				D:	3.800	3.900	
				E:	8.100	8.550	
				ND:			
35	1135	Lucas Beltran	TAGS World Gym	Fin:	11.950	12.350	24.300
				D:	3.600	3.600	
				E:	8.350	8.750	
				ND:			
36	1177	Grant Cullen	Somersault Center	Fin:	11.250	12.550	23.800
				D:	3.700	3.700	
				E:	7.550	8.850	
				ND:			

# 2015 Men's JO Finals

## Event Results - Multi

May 5-10, 2015

Page: 1  
Printed: 5/9/2015 7:29:23 PM

Men / 10 / 16 yrs

Session: 8J

#1 = 2015 Men's JO Finals: 100%

#2 = 2015 Men's JO Nationals: 100%



Place	Num	Name	Gym		#2	#1	Score
1	1144	Franklin Valentin	Tri-Town Gym	Fin:	15.200	15.300	30.500
				D:	5.900	5.900	
				E:	9.300	9.400	
				ND:			
2	1194	Kyte Crigger	Apollo- VA	Fin:	14.450	13.650	28.100
				D:	5.200	4.900	
				E:	9.250	8.750	
				ND:			
3	1105	Nate Winneg	NEAG- Marlborough	Fin:	13.850	14.100	27.950
				D:	4.600	5.300	
				E:	9.250	8.800	
				ND:			
4	1204	Benjamin Swartout	Champion Gym Texas	Fin:	14.400	13.500	27.900
				D:	5.300	5.000	
				E:	9.100	8.500	
				ND:			
5T	1178	Hunter Belcher	5280 Gym North	Fin:	13.550	14.300	27.850
				D:	4.700	5.100	
				E:	8.850	9.200	
				ND:			
5T	1125	Frank Bradley	Excalibur	Fin:	13.900	13.950	27.850
				D:	4.700	4.700	
				E:	9.200	9.250	
				ND:			
7	1134	Stephen Baker	Texas Dreams Gym	Fin:	13.850	13.950	27.800
				D:	5.200	5.000	
				E:	8.650	8.950	
				ND:			
8	1199	Stephen Lewis	United Gymnastix	Fin:	13.950	13.700	27.650
				D:	5.200	5.100	
				E:	8.750	8.600	
				ND:			
9	1110	James Stephenson	USA Gym World	Fin:	14.100	13.500	27.600
				D:	4.900	4.600	
				E:	9.200	8.900	
				ND:			
10	1213	Daniel Lee	Desert Gymcats	Fin:	13.700	13.800	27.500
				D:	4.800	4.900	
				E:	8.900	8.900	
				ND:			
11	1185	Dan Graham	Premier Gym Acad	Fin:	14.450	12.900	27.350
				D:	5.100	4.300	
				E:	9.350	8.600	
				ND:			
12T	1111	Tim O'Neill	Gymnastics World	Fin:	13.100	14.200	27.300
				D:	4.700	4.900	
				E:	8.400	9.300	
				ND:			

# 2015 Men's JO Finals

## Event Results - Multi

May 5-10, 2015

Page: 2

Printed: 5/9/2015 7:29:23 PM

Men / 10 / 16 yrs

Session: 8J

#1 = 2015 Men's JO Finals: 100%

#2 = 2015 Men's JO Nationals: 100%



Place	Num	Name	Gym		#2	#1	Score
12T	1124	Ryan Orce	Sun Country Gym	Fin:	13.600	13.700	27.300
				D:	5.400	5.500	
				E:	8.200	8.200	
				ND:			
14	1115	Tyler Ball	Ultimate Gym- IL	Fin:	13.450	13.700	27.150
				D:	4.500	4.400	
				E:	8.950	9.300	
				ND:			
15	1217	Kaden Love	Adventure Recreation	Fin:	13.600	13.500	27.100
				D:	4.800	4.800	
				E:	8.800	8.700	
				ND:			
16	1126	Rahul Sampat	Upstate Gymnastics	Fin:	13.250	13.800	27.050
				D:	4.300	4.500	
				E:	8.950	9.300	
				ND:			
17T	1177	Grant Cullen	Somersault Center	Fin:	13.250	13.750	27.000
				D:	4.800	4.800	
				E:	8.450	8.950	
				ND:			
17T	1195	Thomas Paul	WVGTC/G-FORCE	Fin:	13.650	13.350	27.000
				D:	4.900	4.900	
				E:	8.750	8.450	
				ND:			
19	1188	Sam McColl	High Point Gym Acad	Fin:	13.300	13.600	26.900
				D:	3.800	3.800	
				E:	9.500	9.800	
				ND:			
20	1219	Ivan Rudnitski	Salto Gymnastics	Fin:	13.150	13.550	26.700
				D:	4.700	4.400	
				E:	8.450	9.150	
				ND:			
21T	1201	Alex Megahy	St. Louis Gym Centre	Fin:	13.050	13.500	26.550
				D:	4.700	4.700	
				E:	8.350	8.800	
				ND:			
21T	1119	Domenico Sciulli	IGA	Fin:	12.900	13.650	26.550
				D:	4.200	4.500	
				E:	8.700	9.150	
				ND:			
23T	1122	Bobby Costea	Zenith Gymnastics	Fin:	13.350	13.100	26.450
				D:	4.700	4.800	
				E:	8.650	8.300	
				ND:			
23T	1183	Matthew Martin	Hocking Valley Gym	Fin:	13.250	13.200	26.450
				D:	4.900	4.900	
				E:	8.350	8.300	
				ND:			

# 2015 Men's JO Finals

## Event Results - Multi

May 5-10, 2015

Page: 3

Printed: 5/9/2015 7:29:23 PM

Men / 10 / 16 yrs

Session: 8J

#1 = 2015 Men's JO Finals: 100%

#2 = 2015 Men's JO Nationals: 100%



Place	Num	Name	Gym		#2	#1	Score
25	1130	David Eurell	Surgent's Elite Gym	Fin:	13.150	13.200	26.350
				D:	4.900	5.000	
				E:	8.250	8.200	
				ND:			
26	1137	Tristan Kuhn	Crenshaw Athletic	Fin:	13.050	13.150	26.200
				D:	5.100	5.200	
				E:	7.950	7.950	
				ND:			
27T	1193	Jacopo Gliozzi	Capital Gym-VA	Fin:	13.000	13.050	26.050
				D:	4.800	4.600	
				E:	8.200	8.450	
				ND:			
27T	1129	Sebastian Quiana	US Gymnastics DC	Fin:	13.150	12.900	26.050
				D:	5.100	5.100	
				E:	8.050	7.800	
				ND:			
29T	1215	Alejandro Suarez	CA Sports Center-RS	Fin:	13.100	12.750	25.850
				D:	4.300	4.300	
				E:	8.800	8.450	
				ND:			
29T	1127	Matthew Blahyj	Upstate Gymnastics	Fin:	12.650	13.200	25.850
				D:	4.300	4.300	
				E:	8.350	8.900	
				ND:			
31	1120	Michael Chan	Queen City Gym	Fin:	13.450	12.350	25.800
				D:	4.900	4.800	
				E:	8.550	7.550	
				ND:			
32	1103	Benjamin LeRoy	Aspire Jr.Sun Devils	Fin:	12.100	13.600	25.700
				D:	4.800	4.800	
				E:	7.300	8.800	
				ND:			
33	1184	Rex Scott	Premier Gym Acad	Fin:	12.650	12.600	25.250
				D:	4.400	4.500	
				E:	8.250	8.100	
				ND:			
34	1179	Coleson Stodghill	5280 Gym North	Fin:	12.550	12.450	25.000
				D:	4.700	4.300	
				E:	7.850	8.150	
				ND:			
35	1196	Matyas Fenyves	Chelsea Piers	Fin:	13.050	11.800	24.850
				D:	4.300	4.300	
				E:	8.750	7.500	
				ND:			
36	1135	Lucas Beltran	TAGS World Gym	Fin:	12.550	11.700	24.250
				D:	3.700	4.500	
				E:	8.850	7.200	
				ND:			

# 2015 Men's JO Finals

## Event Results - Multi

May 5-10, 2015

Page: 1  
Printed: 5/9/2015 7:29:29 PM

Men / 10 / 16 yrs

Session: 8J

#1 = 2015 Men's JO Finals: 100%

#2 = 2015 Men's JO Nationals: 100%



Place	Num	Name	Gym		#2	#1	Score
1	1120	Michael Chan	Queen City Gym	Fin:	14.700	15.100	29.800
				D:	5.300	5.300	
				E:	9.500	9.800	
				ND:	-0.100/	/	
2	1186	Basil Szechinski	Chicago Park	Fin:	14.200	14.900	29.100
				D:	5.100	5.300	
				E:	9.100	9.600	
				ND:	/	/	
3	1107	Caleb Jackson	Colorado Training	Fin:	14.200	14.800	29.000
				D:	5.200	5.200	
				E:	9.000	9.600	
				ND:	/	/	
4	1194	Kyte Crigger	Apollo- VA	Fin:	14.200	14.600	28.800
				D:	4.800	5.000	
				E:	9.400	9.600	
				ND:	/	/	
5	1113	Storm Mills	DeVeau's School	Fin:	14.300	14.450	28.750
				D:	5.000	5.000	
				E:	9.600	9.750	
				ND:	-0.300/	-0.300/	
6	1123	Tyler Harriman	Universal Gymnastics	Fin:	14.350	14.300	28.650
				D:	4.800	5.000	
				E:	9.550	9.300	
				ND:	/	/	
7	1199	Stephen Lewis	United Gymnastix	Fin:	14.200	14.300	28.500
				D:	5.300	5.300	
				E:	9.000	9.000	
				ND:	-0.100/	/	
8	1135	Lucas Beltran	TAGS World Gym	Fin:	14.050	14.350	28.400
				D:	4.800	4.900	
				E:	9.250	9.550	
				ND:	/	-0.100/	
9	1215	Alejandro Suarez	CA Sports Center-RS	Fin:	13.900	14.200	28.100
				D:	5.600	5.600	
				E:	8.300	8.900	
				ND:	/	-0.300/	
10	1184	Rex Scott	Premier Gym Acad	Fin:	13.900	14.000	27.900
				D:	4.700	4.700	
				E:	9.200	9.300	
				ND:	/	/	
11	1144	Franklin Valentin	Tri-Town Gym	Fin:	13.600	14.250	27.850
				D:	4.400	4.700	
				E:	9.200	9.550	
				ND:	/	/	
12T	1130	David Eurell	Surgent's Elite Gym	Fin:	13.800	14.000	27.800
				D:	4.800	4.800	
				E:	9.000	9.200	
				ND:	/	/	



# 2015 Men's JO Finals

## Event Results - Multi

May 5-10, 2015

Page: 2

Printed: 5/9/2015 7:29:29 PM

Men / 10 / 16 yrs

Session: 8J

#1 = 2015 Men's JO Finals: 100%

#2 = 2015 Men's JO Nationals: 100%



Place	Num	Name	Gym		#2	#1	Score
12T	1177	Grant Cullen	Somersault Center	Fin:	14.000	13.800	27.800
				D:	4.900	4.900	
				E:	9.100	8.900	
				ND:	/	/	
14T	1182	Griffin Olis	Troy Gymnastics	Fin:	14.500	13.250	27.750
				D:	5.200	4.200	
				E:	9.300	9.150	
				ND:	/	-0.100/	
14T	1188	Sam McColl	High Point Gym Acad	Fin:	13.950	13.800	27.750
				D:	4.700	4.400	
				E:	9.250	9.400	
				ND:	/	/	
16T	1119	Domenico Sciulli	IGA	Fin:	13.800	13.900	27.700
				D:	4.700	4.700	
				E:	9.100	9.200	
				ND:	/	/	
16T	1125	Frank Bradley	Excalibur	Fin:	13.800	13.900	27.700
				D:	4.700	4.700	
				E:	9.100	9.200	
				ND:	/	/	
18T	1136	Cian McConnell	Cypress Acad Of Gym	Fin:	13.800	13.800	27.600
				D:	4.700	4.600	
				E:	9.100	9.200	
				ND:	/	/	
18T	1202	Michael Abarca	Sky High Sports CTR	Fin:	13.600	14.000	27.600
				D:	4.800	4.700	
				E:	8.800	9.300	
				ND:	/	/	
18T	1221	Andrew Worden	KAATS Gymnastics	Fin:	13.700	13.900	27.600
				D:	4.700	4.700	
				E:	9.000	9.200	
				ND:	/	/	
21	1187	Christopher Bryant	Langley Gymnastics	Fin:	13.550	13.950	27.500
				D:	4.700	4.700	
				E:	8.850	9.250	
				ND:	/	/	
22T	1185	Dan Graham	Premier Gym Acad	Fin:	13.750	13.600	27.350
				D:	4.700	4.700	
				E:	9.050	9.000	
				ND:	/	-0.100/	
22T	2100	Corey Matthews Jr.	Flip Force Gym	Fin:	14.050	13.300	27.350
				D:	5.200	4.300	
				E:	8.850	9.000	
				ND:	/	/	
22T	1129	Sebastian Quiana	US Gymnastics DC	Fin:	13.950	13.400	27.350
				D:	4.900	4.400	
				E:	9.050	9.000	
				ND:	/	/	

# 2015 Men's JO Finals

## Event Results - Multi

May 5-10, 2015

#1 = 2015 Men's JO Finals: 100%

#2 = 2015 Men's JO Nationals: 100%



Place	Num	Name	Gym		#2	#1	Score
25	1105	Nate Winneg	NEAG- Marlborough	Fin:	12.900	14.350	27.250
				D:	3.800	4.700	
				E:	9.100	9.650	
				ND:	/	/	
26	1179	Coleson Stodghill	5280 Gym North	Fin:	13.700	13.400	27.100
				D:	4.800	4.400	
				E:	8.900	9.100	
				ND:	/	-0.100/	
27	1217	Kaden Love	Adventure Recreation	Fin:	13.600	13.250	26.850
				D:	4.200	4.200	
				E:	9.400	9.150	
				ND:	/	-0.100/	
28	1110	James Stephenson	USA Gym World	Fin:	13.150	13.650	26.800
				D:	4.200	4.400	
				E:	8.950	9.350	
				ND:	/	-0.100/	
29T	1103	Benjamin LeRoy	Aspire Jr.Sun Devils	Fin:	12.700	13.200	25.900
				D:	4.800	5.200	
				E:	7.900	8.000	
				ND:	/	/	
29T	1122	Bobby Costea	Zenith Gymnastics	Fin:	13.000	12.900	25.900
				D:	3.800	3.600	
				E:	9.200	9.300	
				ND:	/	/	
31	1213	Daniel Lee	Desert Gymcats	Fin:	12.900	12.850	25.750
				D:	3.800	3.800	
				E:	9.100	9.150	
				ND:	/	-0.100/	
32T	1127	Matthew Blahyj	Upstate Gymnastics	Fin:	13.000	12.600	25.600
				D:	4.000	3.800	
				E:	9.000	8.900	
				ND:	/	-0.100/	
32T	1195	Thomas Paul	WVGTC/G-FORCE	Fin:	12.800	12.800	25.600
				D:	4.400	4.400	
				E:	8.700	8.700	
				ND:	-0.300/	-0.300/	
32T	1124	Ryan Orce	Sun Country Gym	Fin:	12.950	12.650	25.600
				D:	3.900	3.600	
				E:	9.050	9.050	
				ND:	/	/	
35	1183	Matthew Martin	Hocking Valley Gym	Fin:	12.550	12.600	25.150
				D:	3.200	3.200	
				E:	9.350	9.400	
				ND:	/	/	
36	1201	Alex Megahy	St. Louis Gym Centre	Fin:	13.200	11.800	25.000
				D:	4.000	3.800	
				E:	9.200	8.300	
				ND:	/	-0.300/	

# 2015 Men's JO Finals

## Event Results - Multi

May 5-10, 2015

Page: 1  
Printed: 5/9/2015 7:29:35 PM

Men / 10 / 16 yrs

Session: 8J

#1 = 2015 Men's JO Finals: 100%

#2 = 2015 Men's JO Nationals: 100%



Place	Num	Name	Gym		#2	#1	Score
1	1110	James Stephenson	USA Gym World	Fin:	14.250	14.100	28.350
				D:	4.700	4.700	
				E:	9.550	9.400	
				ND:			
2	1130	David Eurell	Surgent's Elite Gym	Fin:	14.000	14.150	28.150
				D:	5.400	5.400	
				E:	8.600	8.750	
				ND:			
3	1119	Domenico Sciulli	IGA	Fin:	13.900	13.850	27.750
				D:	5.000	5.000	
				E:	8.900	8.850	
				ND:			
4	1185	Dan Graham	Premier Gym Acad	Fin:	13.500	14.200	27.700
				D:	4.800	5.000	
				E:	8.700	9.200	
				ND:			
5T	1105	Nate Winneg	NEAG- Marlborough	Fin:	13.450	14.100	27.550
				D:	4.800	4.800	
				E:	8.650	9.300	
				ND:			
5T	1116	Jacob Wade	Premier Gym West	Fin:	14.000	13.550	27.550
				D:	4.600	4.400	
				E:	9.400	9.150	
				ND:			
7	1205	Parker Chiapuzio	MAC Gymnastics	Fin:	14.000	13.400	27.400
				D:	4.400	4.200	
				E:	9.600	9.200	
				ND:			
8	1194	Kyte Crigger	Apollo- VA	Fin:	13.700	13.600	27.300
				D:	4.600	4.600	
				E:	9.100	9.000	
				ND:			
9	1204	Benjamin Swartout	Champion Gym Texas	Fin:	13.900	13.150	27.050
				D:	4.600	4.200	
				E:	9.300	8.950	
				ND:			
10	1103	Benjamin LeRoy	Aspire Jr.Sun Devils	Fin:	13.450	13.500	26.950
				D:	4.500	4.500	
				E:	8.950	9.000	
				ND:			
11	1213	Daniel Lee	Desert Gymcats	Fin:	13.700	13.050	26.750
				D:	4.600	4.400	
				E:	9.100	8.650	
				ND:			
12	1179	Coleson Stodghill	5280 Gym North	Fin:	13.450	13.200	26.650
				D:	4.600	4.600	
				E:	8.850	8.600	
				ND:			

# 2015 Men's JO Finals

## Event Results - Multi

May 5-10, 2015

#1 = 2015 Men's JO Finals: 100%

#2 = 2015 Men's JO Nationals: 100%

Page: 2

Printed: 5/9/2015 7:29:35 PM

Men / 10 / 16 yrs

Session: 8J



Place	Num	Name	Gym		#2	#1	Score
13T	1129	Sebastian Quiana	US Gymnastics DC	Fin:	13.300	13.300	26.600
				D:	4.900	5.000	
				E:	8.400	8.300	
				ND:			
13T	1198	Kirill Yefremenko	Premier Gymnastics	Fin:	13.300	13.300	26.600
				D:	4.300	4.300	
				E:	9.000	9.000	
				ND:			
15T	1134	Stephen Baker	Texas Dreams Gym	Fin:	13.300	13.250	26.550
				D:	4.400	4.400	
				E:	8.900	8.850	
				ND:			
15T	1135	Lucas Beltran	TAGS World Gym	Fin:	13.300	13.250	26.550
				D:	4.800	4.800	
				E:	8.500	8.450	
				ND:			
15T	1183	Matthew Martin	Hocking Valley Gym	Fin:	13.350	13.200	26.550
				D:	4.100	4.100	
				E:	9.250	9.100	
				ND:			
15T	1215	Alejandro Suarez	CA Sports Center-RS	Fin:	13.100	13.450	26.550
				D:	4.900	4.900	
				E:	8.200	8.550	
				ND:			
19	1177	Grant Cullen	Somersault Center	Fin:	13.650	12.850	26.500
				D:	4.800	4.800	
				E:	8.850	8.050	
				ND:			
20T	1144	Franklin Valentin	Tri-Town Gym	Fin:	13.250	13.200	26.450
				D:	4.500	4.500	
				E:	8.750	8.700	
				ND:			
20T	1206	Will Bughi	Dynamic Gym Acad	Fin:	13.700	12.750	26.450
				D:	4.400	4.200	
				E:	9.300	8.550	
				ND:			
20T	2167	Daniel Gordon	Cascade Elite Gym	Fin:	13.200	13.250	26.450
				D:	3.800	3.800	
				E:	9.400	9.450	
				ND:			
23	1117	Michael Paradise	Premier Gym West	Fin:	13.250	13.100	26.350
				D:	3.900	3.900	
				E:	9.350	9.200	
				ND:			
24T	1199	Stephen Lewis	United Gymnastix	Fin:	13.250	13.050	26.300
				D:	4.300	4.400	
				E:	8.950	8.650	
				ND:			

# 2015 Men's JO Finals

## Event Results - Multi

May 5-10, 2015

#1 = 2015 Men's JO Finals: 100%

#2 = 2015 Men's JO Nationals: 100%

Page: 3

Printed: 5/9/2015 7:29:35 PM

Men / 10 / 16 yrs

Session: 8J



Place	Num	Name	Gym		#2	#1	Score
24T	1136	Cian McConnell	Cypress Acad Of Gym	Fin:	13.150	13.150	26.300
				D:	4.500	4.500	
				E:	8.650	8.650	
				ND:			
26	1217	Kaden Love	Adventure Recreation	Fin:	13.300	12.950	26.250
				D:	4.600	4.600	
				E:	8.700	8.350	
				ND:			
27	1186	Basil Szechinski	Chicago Park	Fin:	13.400	12.800	26.200
				D:	4.400	4.400	
				E:	9.000	8.400	
				ND:			
28	1184	Rex Scott	Premier Gym Acad	Fin:	13.150	13.000	26.150
				D:	4.200	4.300	
				E:	8.950	8.700	
				ND:			
29	1188	Sam McColl	High Point Gym Acad	Fin:	13.050	13.000	26.050
				D:	3.500	3.500	
				E:	9.550	9.500	
				ND:			
30	1212	Maxx McCabe	Perfect 10 Gym	Fin:	13.200	12.500	25.700
				D:	4.500	4.500	
				E:	8.700	8.000	
				ND:			
31	1122	Bobby Costea	Zenith Gymnastics	Fin:	11.800	13.800	25.600
				D:	4.000	4.300	
				E:	7.800	9.500	
				ND:			
32	1201	Alex Megahy	St. Louis Gym Centre	Fin:	12.700	12.750	25.450
				D:	4.100	4.200	
				E:	8.600	8.550	
				ND:			
33	1127	Matthew Blahyj	Upstate Gymnastics	Fin:	12.850	12.300	25.150
				D:	3.800	3.800	
				E:	9.050	8.500	
				ND:			
34	1195	Thomas Paul	WVGTC/G-FORCE	Fin:	12.800	12.200	25.000
				D:	3.800	3.700	
				E:	9.000	8.500	
				ND:			
35	1120	Michael Chan	Queen City Gym	Fin:	11.950	13.000	24.950
				D:	4.300	4.300	
				E:	7.650	8.700	
				ND:			
36	1124	Ryan Orce	Sun Country Gym	Fin:	11.900	13.000	24.900
				D:	4.600	5.300	
				E:	7.300	7.700	
				ND:			

# 2015 Men's JO Finals

## Event Results - Multi

May 5-10, 2015

#1 = 2015 Men's JO Finals: 100%

#2 = 2015 Men's JO Nationals: 100%

Page: 1

Printed: 5/9/2015 7:29:39 PM

Men / 10 / 16 yrs

Session: 8J



Place	Num	Name	Gym		#2	#1	Score
1	1120	Michael Chan	Queen City Gym	Fin:	12.900	13.700	26.600
				D:	5.000	5.000	
				E:	7.900	8.700	
				ND:			
2	1110	James Stephenson	USA Gym World	Fin:	13.150	13.300	26.450
				D:	4.000	4.000	
				E:	9.150	9.300	
				ND:			
3	1130	David Eurell	Surgent's Elite Gym	Fin:	12.750	13.250	26.000
				D:	4.600	4.600	
				E:	8.150	8.650	
				ND:			
4	1179	Coleson Stodghill	5280 Gym North	Fin:	12.750	13.200	25.950
				D:	4.700	4.700	
				E:	8.050	8.500	
				ND:			
5T	1124	Ryan Orce	Sun Country Gym	Fin:	12.500	13.400	25.900
				D:	5.100	5.200	
				E:	7.400	8.200	
				ND:			
5T	1185	Dan Graham	Premier Gym Acad	Fin:	12.650	13.250	25.900
				D:	4.200	4.200	
				E:	8.450	9.050	
				ND:			
7	1105	Nate Winneg	NEAG- Marlborough	Fin:	12.550	13.100	25.650
				D:	4.100	4.400	
				E:	8.450	8.700	
				ND:			
8	1202	Michael Abarca	Sky High Sports CTR	Fin:	12.200	13.400	25.600
				D:	4.400	4.700	
				E:	7.800	8.700	
				ND:			
9T	1194	Kyte Crigger	Apollo- VA	Fin:	12.700	12.850	25.550
				D:	4.500	4.500	
				E:	8.200	8.350	
				ND:			
9T	1213	Daniel Lee	Desert Gymcats	Fin:	13.750	11.800	25.550
				D:	4.900	3.900	
				E:	8.850	7.900	
				ND:			
9T	1129	Sebastian Quiana	US Gymnastics DC	Fin:	12.400	13.150	25.550
				D:	4.600	5.000	
				E:	7.800	8.150	
				ND:			
12	1195	Thomas Paul	WVGTC/G-FORCE	Fin:	12.350	13.100	25.450
				D:	4.700	4.900	
				E:	7.650	8.200	
				ND:			

# 2015 Men's JO Finals

## Event Results - Multi

May 5-10, 2015

#1 = 2015 Men's JO Finals: 100%

#2 = 2015 Men's JO Nationals: 100%

Page: 2

Printed: 5/9/2015 7:29:39 PM

Men / 10 / 16 yrs

Session: 8J



Place	Num	Name	Gym		#2	#1	Score
13	1215	Alejandro Suarez	CA Sports Center-RS	Fin:	12.300	13.000	25.300
				D:	4.600	5.000	
				E:	7.700	8.000	
				ND:			
14	1181	Fernando Porta	Eagle Ridge Gym	Fin:	12.350	12.850	25.200
				D:	4.500	4.500	
				E:	7.850	8.350	
				ND:			
15	1103	Benjamin LeRoy	Aspire Jr.Sun Devils	Fin:	12.600	12.500	25.100
				D:	4.100	3.700	
				E:	8.500	8.800	
				ND:			
16	1144	Franklin Valentin	Tri-Town Gym	Fin:	12.150	12.900	25.050
				D:	5.000	4.800	
				E:	7.150	8.100	
				ND:			
17	1211	William Sweeten	USA Flairs	Fin:	12.950	12.050	25.000
				D:	4.100	4.200	
				E:	8.850	7.850	
				ND:			
18	1137	Tristan Kuhn	Crenshaw Athletic	Fin:	12.850	12.000	24.850
				D:	4.400	4.200	
				E:	8.450	7.800	
				ND:			
19T	1127	Matthew Blahyj	Upstate Gymnastics	Fin:	11.850	12.950	24.800
				D:	4.100	4.100	
				E:	7.750	8.850	
				ND:			
19T	1201	Alex Megahy	St. Louis Gym Centre	Fin:	12.000	12.800	24.800
				D:	4.300	4.300	
				E:	7.700	8.500	
				ND:			
19T	1221	Andrew Worden	KAATS Gymnastics	Fin:	12.150	12.650	24.800
				D:	4.000	4.000	
				E:	8.150	8.650	
				ND:			
22	1203	Nicholas Askew	Emerald City Gym	Fin:	12.200	12.450	24.650
				D:	3.600	3.600	
				E:	8.600	8.850	
				ND:			
23	1182	Griffin Olis	Troy Gymnastics	Fin:	12.300	12.300	24.600
				D:	3.900	3.800	
				E:	8.400	8.500	
				ND:			
24	1101	Jacob Schroeder	Swiss Turners Gym	Fin:	12.200	12.300	24.500
				D:	4.300	4.300	
				E:	7.900	8.000	
				ND:			

# 2015 Men's JO Finals

## Event Results - Multi

May 5-10, 2015

#1 = 2015 Men's JO Finals: 100%

#2 = 2015 Men's JO Nationals: 100%



Place	Num	Name	Gym		#2	#1	Score
25T	1199	Stephen Lewis	United Gymnastix	Fin:	12.350	12.000	24.350
				D:	4.600	4.800	
				E:	7.750	7.200	
				ND:			
25T	1122	Bobby Costea	Zenith Gymnastics	Fin:	11.950	12.400	24.350
				D:	3.800	3.800	
				E:	8.150	8.600	
				ND:			
27	1119	Domenico Sciulli	IGA	Fin:	11.950	12.350	24.300
				D:	4.500	4.400	
				E:	7.450	7.950	
				ND:			
28	1187	Christopher Bryant	Langley Gymnastics	Fin:	12.800	11.300	24.100
				D:	4.000	3.200	
				E:	8.800	8.100	
				ND:			
29	1206	Will Bughi	Dynamic Gym Acad	Fin:	12.350	11.700	24.050
				D:	4.000	4.000	
				E:	8.350	7.700	
				ND:			
30	1177	Grant Cullen	Somersault Center	Fin:	12.450	11.500	23.950
				D:	4.000	3.900	
				E:	8.450	7.600	
				ND:			
31	1184	Rex Scott	Premier Gym Acad	Fin:	11.300	12.200	23.500
				D:	4.200	4.200	
				E:	7.100	8.000	
				ND:			
32	1107	Caleb Jackson	Colorado Training	Fin:	12.350	11.100	23.450
				D:	4.200	4.100	
				E:	8.150	7.000	
				ND:			
33	1217	Kaden Love	Adventure Recreation	Fin:	11.400	11.650	23.050
				D:	3.400	3.400	
				E:	8.000	8.250	
				ND:			
34	1188	Sam McColl	High Point Gym Acad	Fin:	11.600	11.350	22.950
				D:	2.800	2.800	
				E:	8.800	8.550	
				ND:			
35	1135	Lucas Beltran	TAGS World Gym	Fin:	10.900	11.950	22.850
				D:	4.300	4.300	
				E:	6.600	7.650	
				ND:			
36	1183	Matthew Martin	Hocking Valley Gym	Fin:	11.050	11.500	22.550
				D:	4.200	3.600	
				E:	6.850	7.900	
				ND:			