

2015 P&G Championships - Men Day 1

Page: 1
Printed: 8/14/2015 10:02:45 PM







Meet Results

Aug 14, 2015

Men / SR

Session: 2M







Judge's Signatures

Rank	Num	Name	Gym							AA
1	59	Sam Mikulak	Tm Hilton USOTC	Diff: 6.700	6.200	6.100	6.100	6.800	6.900	
				Exec: 7.650	8.900	9.150	9.400	9.450	8.650	
				ND:						
				Final: 14.350	15.100	15.250	15.500	16.250	15.550	92.000
				Place: 20	2T	7T	1	1	4	1
2	29	Donnell Whittenburg	Tm Hilton USOTC	Diff: 6.800	6.100	6.800	6.000	6.600	6.700	
				Exec: 8.600	7.800	9.100	9.350	7.750	8.050	
				ND:						
				Final: 15.400	13.900	15.900	15.350	14.350	14.750	89.650
				Place: 3	12	1	2	19	6T	2
3	73	Paul Ruggeri III	Tm Hilton USOTC	Diff: 6.700	5.000	5.600	5.900	6.300	6.900	
				Exec: 8.650	7.950	8.800	9.450	8.150	9.050	
				ND:			-0.100			
				Final: 15.350	12.950	14.400	15.250	14.450	15.950	88.350
				Place: 4	26	15	3	17T	2	3
4	11	Jonathan Horton	Tm Hilton Cypress	Diff: 6.300	5.200	6.300	5.600	6.300	6.600	
				Exec: 8.600	8.500	8.750	8.400	8.850	8.900	
				ND:						
				Final: 14.900	13.700	15.050	14.000	15.150	15.500	88.300
				Place: 10	16T	11T	28	4	5	4
5	41	Danell Leyva	Tm Hilton Universal	Diff: 6.500	6.400	5.600	5.200	7.100	7.300	
				Exec: 6.700	8.200	8.450	9.400	8.600	8.700	
				ND:	-0.100					
				Final: 13.100	14.600	14.050	14.600	15.700	16.000	88.050
				Place: 30	7	21	19*	2	1	5
6	16	Chris Brooks	Tm Hilton USOTC	Diff: 6.000	6.300	6.000	5.600	6.700	7.000	
				Exec: 7.500	6.750	9.100	9.500	8.700	8.600	
				ND:						
				Final: 13.500	13.050	15.100	15.100	15.400	15.600	87.750
				Place: 25T	25	10	5T	3	3	6
7	86	Brandon Wynn	Tm Hilton USOTC	Diff: 6.000	5.200	6.800	5.600	6.600	6.000	
				Exec: 8.500	8.050	8.900	9.150	8.300	8.600	
				ND:						
				Final: 14.500	13.250	15.700	14.750	14.900	14.600	87.700
				Place: 16*	21T	2	14	5*	9	7
8	56	Alex Naddour	Tm Hilton USA Youth	Diff: 6.500	6.800	6.200	6.000	6.000	5.600	
				Exec: 8.650	8.300	8.400	8.900	7.950	8.350	
				ND:			-0.300			
				Final: 15.150	15.100	14.600	14.600	13.950	13.950	87.350
				Place: 7	2T	14	19T	25	18T	8
9	84	Marvin Kimble	Tm Hilton USOTC	Diff: 6.100	6.600	6.300	5.600	6.000	6.400	
				Exec: 8.450	8.150	8.950	9.100	8.850	6.750	
				ND:	-0.100					
				Final: 14.450	14.750	15.250	14.700	14.850	13.150	87.150
				Place: 19	6	7T	15*	8T	30	9
10	50	Steven Legendre	Tm Hilton Oklahoma	Diff: 6.800	5.700	6.100	6.000	6.100	5.500	
				Exec: 8.850	7.400	9.200	8.400	8.450	8.450	
				ND:						
				Final: 15.650	13.100	15.300	14.400	14.550	13.950	86.950
				Place: 2	23*	6	23T	13T	18T	10

2015 P&G Championships - Men Day 1

Meet Results

Aug 14, 2015







Rank	Num	Name	Gym							AA
11	3	Donothan Bailey	Tm Hilton USOTC	Diff: 6.300	6.500	5.700	5.600	6.100	6.000	
				Exec: 8.200	8.550	8.650	8.500	8.350	8.750	
				ND: _____	_____	_____	-0.300	_____	_____	
				Final: 14.500	15.050	14.350	13.800	14.450	14.750	86.900
				Place: 16T	4T	16	29	17T	6T	11
12	26	Hunter Justus	Univ of Oklahoma	Diff: 6.000	5.000	6.000	5.600	5.900	5.100	
				Exec: 8.600	8.750	8.950	9.250	8.950	8.600	
				ND: _____	_____	_____	_____	_____	_____	
				Final: 14.600	13.750	14.950	14.850	14.850	13.700	86.700
				Place: 14T	14T	13	11*	8T	23	12
13T	49	Sean Melton	Ohio State	Diff: 5.900	6.700	6.400	5.600	6.600	5.900	
				Exec: 8.750	7.000	9.000	8.650	8.300	7.350	
				ND: _____	_____	_____	-0.100	_____	_____	
				Final: 14.650	13.700	15.400	14.150	14.900	13.250	86.050
				Place: 13	16T	5	27	5*	26	13T
13T	91	Allan Bower	Univ of Oklahoma	Diff: 5.700	6.300	5.800	5.600	6.100	5.500	
				Exec: 7.800	8.150	8.500	9.250	8.550	8.800	
				ND: _____	_____	_____	_____	_____	_____	
				Final: 13.500	14.450	14.300	14.850	14.650	14.300	86.050
				Place: 25T	8	17	11*	12	13T	13T
15	64	CJ Maestas	U.S.O.T.C.	Diff: 6.300	6.100	6.700	5.200	5.800	5.800	
				Exec: 8.750	7.350	8.850	9.200	8.250	7.600	
				ND: _____	_____	_____	_____	_____	_____	
				Final: 15.050	13.450	15.550	14.400	14.050	13.400	85.900
				Place: 9	19	3	23T	22T	24	15
16	78	Eddie Penev	Tm Hilton USOTC	Diff: 6.700	6.000	5.400	5.800	5.900	6.100	
				Exec: 8.500	7.950	7.450	9.300	8.650	7.900	
				ND: _____	_____	_____	_____	_____	_____	
				Final: 15.200	13.950	12.850	15.100	14.550	14.000	85.650
				Place: 6	10T	32	5T	13T	16T	16
17	57	Kyle Zemeir	UC Berkeley	Diff: 6.300	5.200	5.500	5.600	5.800	5.500	
				Exec: 8.300	8.100	8.700	9.300	9.050	7.700	
				ND: _____	_____	_____	_____	_____	_____	
				Final: 14.600	13.300	14.200	14.900	14.850	13.200	85.050
				Place: 14T	20	19	10	8T	27T	17
18	14	Trevor Howard	Penn State	Diff: 6.400	4.800	6.400	5.600	6.200	5.300	
				Exec: 8.400	7.100	8.800	9.050	8.350	8.550	
				ND: _____	_____	_____	_____	_____	_____	
				Final: 14.800	11.900	15.200	14.650	14.550	13.850	84.950
				Place: 11	31	9	18	13*	21*	18
19	83	Colin Van Wicklen	Univ of Oklahoma	Diff: 6.400	4.400	5.200	6.000	6.000	5.600	
				Exec: 8.900	8.500	8.800	9.100	7.150	8.800	
				ND: _____	_____	_____	_____	_____	_____	
				Final: 15.300	12.900	14.000	15.100	13.150	14.400	84.850
				Place: 5	27	22T	5T	28T	12	19
20	12	Alec Yoder	Interactive	Diff: 5.600	6.500	5.800	5.200	5.900	5.600	
				Exec: 7.700	9.100	9.250	9.400	5.450	8.850	
				ND: -0.100	_____	_____	_____	_____	_____	
				Final: 13.200	15.600	15.050	14.600	11.350	14.450	84.250
				Place: 28T	1	11T	19*	33	11	20

2015 P&G Championships - Men Day 1

Meet Results

Aug 14, 2015







Men / SR
Session: 2M

Rank	Num	Name	Gym							AA
21	18	Robert Neff	Stanford	Diff: 5.800	5.100	5.100	5.200	5.500	5.700	
				Exec: 8.450	8.550	8.350	9.050	8.650	8.600	
				ND: _____	_____	_____	_____	_____	_____	
				Final: 14.250	13.650	13.450	14.250	14.150	14.300	84.050
				Place: 22	18	30	26	21	13T	21
22	7	Matt Felleman	Penn State	Diff: 6.000	5.500	5.500	5.200	5.700	6.000	
				Exec: 8.500	8.250	8.250	9.500	8.350	7.200	
				ND: _____	_____	_____	_____	_____	_____	
				Final: 14.500	13.750	13.750	14.700	14.050	13.200	83.950
				Place: 16*	14T	27	15T	22T	27T	22
23	10	Dmitri Belanovski	Univ of Michigan	Diff: 5.700	5.700	5.300	5.200	5.800	5.900	
				Exec: 8.700	7.550	8.350	9.150	8.000	8.400	
				ND: -0.100	_____	_____	_____	_____	_____	
				Final: 14.300	13.250	13.650	14.350	13.800	14.300	83.650
				Place: 21	21T	28T	25	26	13T	23
24	45	Kevin Wolting	UC Berkeley	Diff: 6.000	5.700	5.300	5.600	5.400	5.400	
				Exec: 9.100	7.400	8.500	9.550	7.700	7.800	
				ND: _____	_____	_____	_____	_____	_____	
				Final: 15.100	13.100	13.800	15.150	13.100	13.200	83.450
				Place: 8	23*	26	4	30	27T	24
25	75	Akash Modi	Stanford	Diff: 6.500	6.100	5.700	5.600	6.400	6.200	
				Exec: 8.250	5.900	8.200	8.150	8.350	8.300	
				ND: _____	_____	_____	-0.300	_____	_____	
				Final: 14.750	12.000	13.900	13.450	14.750	14.500	83.350
				Place: 12	30	25	30	11	10	25
26	43	Adrian de los Angeles	Univ of Michigan	Diff: 6.200	5.600	5.700	5.600	6.100	5.800	
				Exec: 7.800	8.350	7.950	8.950	8.200	6.750	
				ND: -0.300	_____	_____	-0.100	_____	_____	
				Final: 13.700	13.950	13.650	14.450	14.300	12.550	82.600
				Place: 24	10T	28T	22	20	32	26
27	2	Joshua Dixon	U.S.O.T.C.	Diff: 6.600	5.600	5.200	5.800	5.100	5.900	
				Exec: 7.250	6.850	7.750	9.300	7.950	8.100	
				ND: _____	_____	_____	-0.100	_____	_____	
				Final: 13.850	12.450	12.950	15.000	13.050	14.000	81.300
				Place: 23	29	31	8T	31	16T	27
28	8	Jack Boyle	Univ of Iowa	Diff: 5.600	5.200	6.200	5.200	5.700	6.300	
				Exec: 7.600	7.350	7.800	8.000	7.450	7.050	
				ND: _____	_____	_____	-0.100	_____	_____	
				Final: 13.200	12.550	14.000	13.100	13.150	13.350	79.350
				Place: 28T	28	22T	31	28T	25	28
29	63	Leroy Clarke, Jr.	Penn State	Diff: _____	5.700	5.900	_____	5.800	5.300	
				Exec: _____	8.500	8.100	_____	7.950	8.550	
				ND: _____	_____	_____	_____	_____	_____	
				Final: _____	14.200	14.000	_____	13.750	13.850	55.800
				Place: 32*	9	22T	32*	27	21*	29
30	58	Andrew Botto	Univ of Iowa	Diff: 5.500	_____	6.000	5.600	5.300	_____	
				Exec: 7.950	_____	8.150	9.100	7.650	_____	
				ND: _____	_____	_____	_____	_____	_____	
				Final: 13.450	_____	14.150	14.700	12.950	_____	55.250
				Place: 27	32*	20	15*	32	33*	30

2015 P&G Championships - Men Day 1

Meet Results

Aug 14, 2015

Rank	Num	Name	Gym							AA		
31	21	Stacey Ervin	Univ of Michigan	Diff: 6.800	Exec: 9.000	ND: _____	5.600	9.200	5.300	8.600		
				Final: 15.800	Place: 1	_____	14.800	_____	13.900	_____	44.500	
						32*	13	34*	20		31	
32	61	Danny Berardini	Univ of Oklahoma	Diff: _____	Exec: _____	ND: _____	5.200	9.050	6.200	5.900		
				Final: _____	Place: 32*	_____	14.250	_____	14.550	14.750	43.550	
						32*	18	32*	13*	6T	32	
33	82	Steven Lacombe	UC Berkeley	Diff: 6.000	Exec: 5.800	ND: -0.200	6.800	9.400	5.600	_____		
				Final: 11.600	Place: 31	_____	15.450	15.000	_____	_____	42.050	
						32*	4	8T	34*	33*	33	
34	17	Nick Hunter	Univ of Michigan	Diff: _____	Exec: _____	ND: _____	5.800	8.050	6.200	5.600		
				Final: _____	Place: 32*	_____	13.850	_____	14.050	12.700	40.600	
						32*	13	33*	32*	22T	31	34
35	62	Michael Reid	Univ of Oklahoma	Diff: _____	Exec: _____	ND: _____	6.300	8.750	6.100	_____		
				Final: _____	Place: 32*	_____	15.050	_____	14.900	_____	29.950	
						32*	4T	33*	32*	5T	33*	35