

2015 P&G Championships - Men Day 2

Meet Results - 15-16







Aug 16, 2015

Page: 1
Printed: 8/16/2015 9:46:43 PM

Men / J5

Session: 3M

Judge's Signatures

| Rank | Num | Name/Gym | |  |  |  |  |  |  | AA |
|--------------------------------|-----|-------------------------------------|---------|---|---|---|---|---|---|----------|
| 1 | 22 | Davis Grooms Champion Gym | Prelims | Final: 13.650 | 13.050 | 13.900 | 14.200 | 12.800 | 13.750 | 81.350 |
| | | | | D/E: 5.5 / 8.150 | 5.2 / 7.850 | 5.4 / 8.500 | 4.8 / 9.400 | 4.8 / 8.000 | 5.3 / 8.450 | ND: |
| | | | Finals | Final: 13.750 | 13.000 | 13.850 | 14.250 | 13.700 | 13.700 | 82.250 |
| | | | | D/E: 5.5 / 8.250 | 4.9 / 8.100 | 5.3 / 8.550 | 4.8 / 9.450 | 5.1 / 8.600 | 5.2 / 8.500 | ND: |
| Combined Total: 163.600 | | | | | | | | | | |
| 2 | 23 | Shane Wiskus MHG | Prelims | Final: 14.250 | 11.350 | 13.950 | 14.300 | 12.500 | 13.300 | 79.650 |
| | | | | D/E: 6.0 / 8.250 | 4.4 / 6.950 | 5.3 / 8.650 | 5.2 / 9.100 | 5.5 / 7.000 | 5.1 / 8.200 | ND: |
| | | | Finals | Final: 14.500 | 12.900 | 14.200 | 14.550 | 14.750 | 12.700 | 83.600 |
| | | | | D/E: 6.0 / 8.500 | 4.8 / 8.100 | 5.3 / 8.900 | 5.2 / 9.350 | 5.5 / 9.250 | 4.9 / 7.800 | ND: |
| Combined Total: 163.250 | | | | | | | | | | |
| 3T | 20 | Tanner Justus Cypress Academy | Prelims | Final: 14.200 | 12.400 | 13.400 | 14.700 | 12.950 | 12.350 | 80.000 |
| | | | | D/E: 5.5 / 8.700 | 5.1 / 7.300 | 4.8 / 8.600 | 5.6 / 9.200 | 4.9 / 8.050 | 4.6 / 7.750 | ND: -0.1 |
| | | | Finals | Final: 13.800 | 13.550 | 13.750 | 15.000 | 13.900 | 13.150 | 83.150 |
| | | | | D/E: 5.5 / 8.300 | 5.1 / 8.450 | 4.8 / 8.950 | 5.6 / 9.500 | 4.9 / 9.000 | 4.6 / 8.550 | ND: -0.1 |
| Combined Total: 163.150 | | | | | | | | | | |
| 3T | 90 | Matthew Wenske Cypress Academy | Prelims | Final: 14.350 | 11.600 | 13.350 | 13.350 | 13.550 | 13.500 | 79.700 |
| | | | | D/E: 6.3 / 8.150 | 4.7 / 6.900 | 5.0 / 8.350 | 5.6 / 8.050 | 5.3 / 8.250 | 5.0 / 8.500 | ND: -0.1 |
| | | | Finals | Final: 14.300 | 13.300 | 13.950 | 14.650 | 14.050 | 13.200 | 83.450 |
| | | | | D/E: 6.3 / 8.000 | 4.8 / 8.500 | 5.1 / 8.850 | 5.6 / 9.050 | 5.3 / 8.750 | 4.9 / 8.300 | ND: -0.3 |
| Combined Total: 163.150 | | | | | | | | | | |
| 5 | 19 | Bennet Huang WCOGA | Prelims | Final: 13.300 | 13.600 | 12.600 | 14.600 | 12.900 | 13.400 | 80.400 |
| | | | | D/E: 5.2 / 8.100 | 5.4 / 8.200 | 4.4 / 8.200 | 5.2 / 9.400 | 4.7 / 8.200 | 4.6 / 8.800 | ND: |
| | | | Finals | Final: 13.850 | 13.900 | 12.650 | 14.650 | 13.050 | 13.400 | 81.500 |
| | | | | D/E: 5.2 / 8.650 | 5.5 / 8.400 | 4.4 / 8.250 | 5.2 / 9.450 | 4.8 / 8.250 | 4.8 / 8.600 | ND: |
| Combined Total: 161.900 | | | | | | | | | | |
| 6 | 52 | Alexei Vernyi Cypress Academy | Prelims | Final: 14.400 | 11.100 | 12.500 | 13.800 | 13.850 | 13.600 | 79.250 |
| | | | | D/E: 5.8 / 8.600 | 4.5 / 6.600 | 4.7 / 7.800 | 5.2 / 8.900 | 4.6 / 9.250 | 4.9 / 8.700 | ND: -0.3 |
| | | | Finals | Final: 14.450 | 12.400 | 13.400 | 14.300 | 13.500 | 13.150 | 81.200 |
| | | | | D/E: 5.7 / 8.750 | 4.5 / 7.900 | 4.6 / 8.800 | 5.2 / 9.200 | 4.6 / 8.900 | 4.8 / 8.350 | ND: -0.1 |
| Combined Total: 160.450 | | | | | | | | | | |
| 7 | 34 | Addison Chung New England Sports | Prelims | Final: 12.850 | 12.600 | 13.500 | 13.800 | 13.050 | 13.400 | 79.200 |
| | | | | D/E: 4.6 / 8.250 | 4.6 / 8.000 | 4.5 / 9.000 | 4.4 / 9.400 | 4.2 / 8.850 | 4.7 / 8.700 | ND: |
| | | | Finals | Final: 13.250 | 13.200 | 13.550 | 13.850 | 13.400 | 13.550 | 80.800 |
| | | | | D/E: 4.6 / 8.650 | 4.6 / 8.600 | 4.5 / 9.050 | 4.4 / 9.450 | 4.2 / 9.200 | 4.8 / 8.750 | ND: |
| Combined Total: 160.000 | | | | | | | | | | |







2015 P&G Championships - Men Day 2

Meet Results - 15-16

Aug 16, 2015

Page: 2
Printed: 8/16/2015 9:46:43 PM

Men / J5
Session: 3M

| Rank | Num | Name/Gym | |  |  |  |  |  |  | AA |
|------|-----|-----------------------------|---------|---|---|---|---|---|---|----------------|
| 8 | 51 | Favian Valdez US Gym DC | Prelims | Final: 13.550 | 13.300 | 11.850 | 13.900 | 13.750 | 11.950 | 78.300 |
| | | | | D/E: 5.7 / 7.950 | 5.6 / 7.700 | 5.1 / 6.750 | 5.2 / 8.700 | 5.2 / 8.550 | 5.0 / 6.950 | ND: -0.1 |
| | | | Finals | Final: 14.200 | 14.000 | 12.150 | 14.250 | 13.300 | 13.250 | 81.150 |
| | | | | D/E: 5.7 / 8.500 | 5.6 / 8.400 | 5.1 / 7.050 | 5.2 / 9.050 | 5.2 / 8.100 | 5.0 / 8.250 | ND: |
| | | | | <u>Combined Total:</u> | | | | | | <u>159.450</u> |
| 9 | 55 | Jacob Moore Twistars USA | Prelims | Final: 13.450 | 12.150 | 13.400 | 13.350 | 13.450 | 12.300 | 78.100 |
| | | | | D/E: 4.9 / 8.550 | 5.4 / 6.750 | 4.7 / 8.700 | 4.4 / 9.050 | 4.2 / 9.250 | 4.6 / 7.700 | ND: -0.1 |
| | | | Finals | Final: 13.650 | 13.800 | 13.250 | 13.650 | 13.200 | 12.400 | 79.950 |
| | | | | D/E: 4.9 / 8.750 | 5.4 / 8.400 | 4.7 / 8.550 | 4.4 / 9.250 | 4.2 / 9.000 | 4.7 / 7.700 | ND: |
| | | | | <u>Combined Total:</u> | | | | | | <u>158.050</u> |
| 10 | 35 | Joshua Martin Aerial | Prelims | Final: 13.600 | 12.300 | 12.400 | 14.300 | 13.350 | 12.750 | 78.700 |
| | | | | D/E: 5.4 / 8.200 | 4.0 / 8.300 | 4.4 / 8.000 | 5.2 / 9.100 | 4.8 / 8.550 | 4.5 / 8.250 | ND: |
| | | | Finals | Final: 13.600 | 13.000 | 12.150 | 14.350 | 13.100 | 12.700 | 78.900 |
| | | | | D/E: 5.3 / 8.300 | 4.0 / 9.000 | 4.4 / 7.750 | 5.2 / 9.250 | 4.8 / 8.300 | 4.2 / 8.500 | ND: -0.1 |
| | | | | <u>Combined Total:</u> | | | | | | <u>157.600</u> |
| 11 | 53 | Anton Vorona TAG USA | Prelims | Final: 13.200 | 12.650 | 13.000 | 13.300 | 11.750 | 12.850 | 76.750 |
| | | | | D/E: 4.9 / 8.300 | 4.4 / 8.250 | 4.9 / 8.100 | 5.6 / 7.800 | 4.5 / 7.250 | 4.5 / 8.350 | ND: -0.1 |
| | | | Finals | Final: 12.400 | 13.500 | 13.600 | 13.950 | 13.550 | 13.250 | 80.250 |
| | | | | D/E: 4.9 / 7.500 | 4.4 / 9.100 | 4.9 / 8.700 | 4.4 / 9.550 | 5.4 / 8.150 | 4.5 / 8.750 | ND: |
| | | | | <u>Combined Total:</u> | | | | | | <u>157.000</u> |
| 12 | 32 | Jacob Light Parkettes | Prelims | Final: 13.600 | 12.200 | 13.250 | 13.750 | 12.500 | 12.400 | 77.700 |
| | | | | D/E: 5.2 / 8.400 | 4.6 / 7.600 | 5.1 / 8.150 | 5.2 / 8.650 | 5.2 / 7.300 | 4.0 / 8.400 | ND: -0.1 |
| | | | Finals | Final: 13.150 | 12.900 | 13.900 | 14.600 | 13.400 | 11.000 | 78.950 |
| | | | | D/E: 5.5 / 7.650 | 4.8 / 8.100 | 5.1 / 8.800 | 5.2 / 9.400 | 5.0 / 8.400 | 3.1 / 7.900 | ND: |
| | | | | <u>Combined Total:</u> | | | | | | <u>156.650</u> |
| 13 | 67 | Timothy Kutyla US Gym DC | Prelims | Final: 13.400 | 12.250 | 12.800 | 12.800 | 13.050 | 12.950 | 77.250 |
| | | | | D/E: 5.2 / 8.200 | 4.4 / 7.850 | 5.0 / 7.800 | 3.8 / 9.000 | 4.5 / 8.550 | 4.7 / 8.250 | ND: |
| | | | Finals | Final: 13.400 | 12.550 | 13.050 | 13.500 | 13.350 | 13.400 | 79.250 |
| | | | | D/E: 5.2 / 8.200 | 4.3 / 8.250 | 4.7 / 8.350 | 4.4 / 9.100 | 4.5 / 8.850 | 4.8 / 8.600 | ND: |
| | | | | <u>Combined Total:</u> | | | | | | <u>156.500</u> |
| 14 | 42 | Bailey Perez Premier | Prelims | Final: 13.750 | 10.350 | 12.700 | 14.300 | 12.750 | 13.250 | 77.100 |
| | | | | D/E: 5.4 / 8.350 | 4.3 / 6.050 | 4.7 / 8.000 | 5.2 / 9.100 | 4.8 / 7.950 | 4.8 / 8.450 | ND: |
| | | | Finals | Final: 13.750 | 12.100 | 13.050 | 14.350 | 12.750 | 13.300 | 79.300 |
| | | | | D/E: 5.4 / 8.350 | 4.3 / 7.800 | 4.9 / 8.150 | 5.2 / 9.150 | 4.8 / 7.950 | 4.9 / 8.400 | ND: |
| | | | | <u>Combined Total:</u> | | | | | | <u>156.400</u> |







2015 P&G Championships - Men Day 2

Meet Results - 15-16

Aug 16, 2015

Page: 3
Printed: 8/16/2015 9:46:44 PM

Men / J5
Session: 3M

| Rank | Num | Name/Gym | |  |  |  |  |  |  | AA |
|--------------------------------|-----|---------------------------------------|---------|---|---|---|---|---|---|----------|
| 15 | 77 | Andrew Brower US Gym DC | Prelims | Final: 13.150 | 12.800 | 13.250 | 13.100 | 12.900 | 12.950 | 78.150 |
| | | | | D/E: 5.0 / 8.150 | 4.8 / 8.000 | 5.0 / 8.250 | 4.4 / 8.800 | 4.9 / 8.000 | 4.7 / 8.250 | ND: -0.1 |
| | | | Finals | Final: 11.550 | 13.750 | 12.950 | 13.200 | 13.950 | 12.700 | 78.100 |
| | | | | D/E: 4.5 / 7.050 | 5.2 / 8.550 | 5.0 / 7.950 | 4.4 / 8.800 | 4.9 / 9.050 | 4.6 / 8.100 | ND: |
| Combined Total: 156.250 | | | | | | | | | | |
| 16 | 15 | Maxim Andryushchenko Lake Shore | Prelims | Final: 13.500 | 10.650 | 13.450 | 13.850 | 13.450 | 12.750 | 77.650 |
| | | | | D/E: 5.3 / 8.300 | 5.0 / 5.650 | 5.1 / 8.350 | 5.2 / 8.750 | 5.2 / 8.250 | 5.1 / 7.650 | ND: -0.1 |
| | | | Finals | Final: 13.650 | 12.550 | 13.000 | 14.150 | 11.850 | 13.050 | 78.250 |
| | | | | D/E: 5.3 / 8.350 | 4.7 / 7.850 | 5.1 / 7.900 | 5.2 / 9.050 | 5.2 / 6.650 | 5.0 / 8.050 | ND: -0.1 |
| Combined Total: 155.900 | | | | | | | | | | |
| 17 | 79 | Josh Zeal Buffalo Grove | Prelims | Final: 12.500 | 12.450 | 12.450 | 14.000 | 13.150 | 12.850 | 77.400 |
| | | | | D/E: 4.8 / 7.800 | 4.6 / 7.850 | 4.6 / 7.850 | 4.8 / 9.200 | 4.8 / 8.350 | 4.3 / 8.550 | ND: -0.1 |
| | | | Finals | Final: 13.100 | 13.400 | 12.500 | 14.250 | 13.500 | 11.600 | 78.350 |
| | | | | D/E: 4.8 / 8.300 | 4.7 / 8.700 | 4.5 / 8.000 | 4.8 / 9.450 | 4.8 / 8.700 | 3.5 / 8.100 | ND: |
| Combined Total: 155.750 | | | | | | | | | | |
| 18 | 37 | Nicholas Merryman New England Acad | Prelims | Final: 13.250 | 13.450 | 13.050 | 12.100 | 12.250 | 11.700 | 75.800 |
| | | | | D/E: 4.8 / 8.450 | 4.7 / 8.750 | 4.7 / 8.350 | 3.0 / 9.100 | 4.5 / 7.750 | 4.7 / 7.000 | ND: |
| | | | Finals | Final: 12.900 | 14.200 | 13.600 | 12.450 | 13.400 | 13.100 | 79.650 |
| | | | | D/E: 4.7 / 8.200 | 5.0 / 9.200 | 4.7 / 8.900 | 3.6 / 8.850 | 4.4 / 9.000 | 4.6 / 8.500 | ND: |
| Combined Total: 155.450 | | | | | | | | | | |
| 19 | 31 | Evan Hymanson Monmouth | Prelims | Final: 13.550 | 11.550 | 13.400 | 13.550 | 11.100 | 12.850 | 76.000 |
| | | | | D/E: 6.0 / 7.650 | 4.3 / 7.250 | 4.9 / 8.500 | 4.4 / 9.150 | 4.2 / 6.900 | 4.8 / 8.050 | ND: -0.1 |
| | | | Finals | Final: 13.600 | 12.350 | 13.250 | 13.700 | 12.800 | 13.400 | 79.100 |
| | | | | D/E: 6.0 / 7.600 | 4.3 / 8.050 | 4.9 / 8.350 | 4.4 / 9.300 | 4.6 / 8.200 | 5.3 / 8.100 | ND: |
| Combined Total: 155.100 | | | | | | | | | | |
| 20 | 74 | Ethan Esval Atlanta School | Prelims | Final: 13.200 | 10.750 | 12.350 | 13.250 | 13.000 | 13.350 | 75.900 |
| | | | | D/E: 4.6 / 8.600 | 3.7 / 7.050 | 4.6 / 7.750 | 4.4 / 8.850 | 4.3 / 8.700 | 4.2 / 9.150 | ND: |
| | | | Finals | Final: 12.000 | 13.550 | 13.500 | 13.300 | 13.250 | 13.450 | 79.050 |
| | | | | D/E: 4.1 / 7.900 | 4.6 / 8.950 | 4.6 / 8.900 | 4.4 / 9.000 | 4.3 / 8.950 | 4.2 / 9.250 | ND: -0.1 |
| Combined Total: 154.950 | | | | | | | | | | |
| 21 | 68 | Mitchell Brown DeVeau's | Prelims | Final: 12.050 | 13.150 | 10.950 | 14.500 | 12.500 | 12.650 | 75.800 |
| | | | | D/E: 4.3 / 7.750 | 4.9 / 8.250 | 3.6 / 7.350 | 5.2 / 9.300 | 4.3 / 8.200 | 4.4 / 8.250 | ND: |
| | | | Finals | Final: 12.900 | 13.600 | 12.100 | 14.400 | 13.550 | 12.550 | 79.100 |
| | | | | D/E: 4.3 / 8.600 | 4.9 / 8.700 | 4.4 / 7.700 | 5.2 / 9.200 | 4.3 / 9.250 | 4.1 / 8.450 | ND: |
| Combined Total: 154.900 | | | | | | | | | | |







2015 P&G Championships - Men Day 2

Meet Results - 15-16

Aug 16, 2015

Page: 4
Printed: 8/16/2015 9:46:44 PM

Men / J5
Session: 3M

| Rank | Num | Name/Gym | |  |  |  |  |  |  | AA |
|------|-----|---------------------------------------|---------|---|---|---|---|---|---|----------------|
| 22 | 40 | Brennan Pantazis Gym Nevada | Prelims | Final: 11.550 | 11.150 | 13.500 | 14.150 | 13.150 | 13.150 | 76.650 |
| | | | | D/E: 5.5 / 6.050 | 5.3 / 5.850 | 5.4 / 8.100 | 5.2 / 9.050 | 5.5 / 7.650 | 5.0 / 8.150 | ND: -0.1 |
| | | | Finals | Final: 13.100 | 12.300 | 13.450 | 14.300 | 12.000 | 12.950 | 78.100 |
| | | | | D/E: 5.9 / 7.200 | 5.2 / 7.100 | 5.3 / 8.150 | 5.2 / 9.100 | 4.6 / 7.400 | 5.0 / 7.950 | ND: |
| | | | | <u>Combined Total:</u> | | | | | | <u>154.750</u> |
| 23 | 5 | Andrew Bitner Gymnastix Train Ctr | Prelims | Final: 11.700 | 10.000 | 13.200 | 13.900 | 12.200 | 11.450 | 72.450 |
| | | | | D/E: 5.5 / 6.200 | 4.4 / 5.600 | 4.8 / 8.400 | 5.2 / 8.700 | 4.4 / 7.800 | 4.0 / 7.450 | ND: |
| | | | Finals | Final: 13.450 | 13.300 | 13.300 | 14.400 | 13.200 | 13.550 | 81.200 |
| | | | | D/E: 5.1 / 8.350 | 5.2 / 8.100 | 4.8 / 8.500 | 5.2 / 9.200 | 4.5 / 8.700 | 4.8 / 8.750 | ND: |
| | | | | <u>Combined Total:</u> | | | | | | <u>153.650</u> |
| 24 | 13 | Andrew Herrador WCOGA | Prelims | Final: 12.550 | 10.900 | 13.000 | 13.900 | 12.550 | 13.250 | 76.150 |
| | | | | D/E: 4.5 / 8.050 | 4.2 / 6.700 | 4.8 / 8.200 | 4.8 / 9.100 | 4.3 / 8.250 | 4.8 / 8.450 | ND: |
| | | | Finals | Final: 13.650 | 12.600 | 12.600 | 13.050 | 11.750 | 13.550 | 77.200 |
| | | | | D/E: 5.5 / 8.150 | 4.2 / 8.400 | 4.8 / 7.800 | 4.8 / 8.350 | 4.3 / 7.450 | 4.9 / 8.650 | ND: -0.1 |
| | | | | <u>Combined Total:</u> | | | | | | <u>153.350</u> |
| 25 | 28 | Dante LaBarre USA Flairs | Prelims | Final: 12.850 | 11.300 | 13.100 | 14.000 | 12.250 | 14.150 | 77.650 |
| | | | | D/E: 4.6 / 8.250 | 4.2 / 7.100 | 4.8 / 8.300 | 4.8 / 9.200 | 4.9 / 7.350 | 5.1 / 9.050 | ND: |
| | | | Finals | Final: 13.100 | 11.050 | 13.200 | 13.900 | 11.700 | 12.100 | 75.050 |
| | | | | D/E: 4.6 / 8.500 | 3.6 / 7.450 | 4.8 / 8.400 | 4.8 / 9.100 | 5.0 / 6.700 | 4.7 / 7.400 | ND: |
| | | | | <u>Combined Total:</u> | | | | | | <u>152.700</u> |
| 26 | 33 | Mitchell Mandozzi New England Acad | Prelims | Final: 12.250 | 9.900 | 12.950 | 13.700 | 11.700 | 13.750 | 74.250 |
| | | | | D/E: 4.3 / 7.950 | 3.6 / 6.300 | 4.3 / 8.650 | 4.4 / 9.300 | 4.9 / 6.800 | 4.6 / 9.150 | ND: |
| | | | Finals | Final: 12.500 | 12.050 | 13.300 | 13.300 | 13.150 | 13.200 | 77.500 |
| | | | | D/E: 4.9 / 7.600 | 4.6 / 7.450 | 4.3 / 9.000 | 4.8 / 8.500 | 5.3 / 7.850 | 4.6 / 8.600 | ND: |
| | | | | <u>Combined Total:</u> | | | | | | <u>151.750</u> |
| 27 | 46 | Shane Sadighi Azarian | Prelims | Final: 10.600 | 12.150 | 13.450 | 14.150 | 11.400 | 12.700 | 74.450 |
| | | | | D/E: 4.0 / 6.600 | 4.5 / 7.650 | 4.8 / 8.650 | 5.2 / 8.950 | 4.4 / 7.000 | 4.6 / 8.100 | ND: |
| | | | Finals | Final: 12.400 | 12.000 | 13.600 | 13.800 | 11.800 | 12.750 | 76.350 |
| | | | | D/E: 5.5 / 7.200 | 4.6 / 7.400 | 4.8 / 8.800 | 5.2 / 8.900 | 4.4 / 7.400 | 4.7 / 8.050 | ND: -0.3 |
| | | | | <u>Combined Total:</u> | | | | | | <u>150.800</u> |
| 28 | 30 | Connor Lewis Integrity | Prelims | Final: 12.800 | 10.700 | 12.250 | 14.100 | 12.850 | 13.250 | 75.950 |
| | | | | D/E: 5.2 / 7.600 | 3.8 / 6.900 | 4.4 / 7.850 | 5.2 / 8.900 | 5.1 / 7.750 | 4.3 / 8.950 | ND: |
| | | | Finals | Final: 13.500 | 12.200 | 12.600 | 14.300 | 12.950 | 8.900 | 74.450 |
| | | | | D/E: 5.2 / 8.300 | 3.8 / 8.400 | 4.4 / 8.200 | 5.2 / 9.100 | 5.1 / 7.850 | 3.5 / 5.400 | ND: |
| | | | | <u>Combined Total:</u> | | | | | | <u>150.400</u> |







2015 P&G Championships - Men Day 2

Meet Results - 15-16

Aug 16, 2015

Page: 5
Printed: 8/16/2015 9:46:44 PM

Men / J5
Session: 3M

| Rank | Num | Name/Gym | |  |  |  |  |  |  | AA |
|------|-----|----------------------|---------|---|---|---|---|---|---|----------------|
| 29 | 94 | Daniel Yoon SCATS | Prelims | Final: 13.250 | 10.700 | 12.500 | 12.650 | 12.350 | 13.200 | 74.650 |
| | | | | D/E: 4.8 / 8.750 | 4.3 / 6.400 | 4.7 / 7.800 | 3.6 / 9.150 | 4.7 / 7.650 | 4.4 / 8.800 | |
| | | | | ND: -0.3 | | | | -0.1 | | |
| | | | Finals | Final: 12.750 | 11.400 | 12.550 | 13.100 | 12.050 | 13.200 | 75.050 |
| | | | | D/E: 4.8 / 8.250 | 4.3 / 7.100 | 4.7 / 7.850 | 3.6 / 9.500 | 4.5 / 7.550 | 4.4 / 8.800 | |
| | | | | ND: -0.3 | | | | | | |
| | | | | | | | | | <u>Combined Total:</u> | <u>149.700</u> |