









**44th ARTISTIC GYMNASTICS
WORLD CHAMPIONSHIPS in Antwerp (BEL)**



**Men's
Qualification**

MON 30 SEP 2013

Intermediate Individual Results after Subdivision 3

Rank	Bib Name	NOC Code								Total
				Score Rk Pen	Score Rk Pen	Score Rk Pen	Score Rk Pen	Score Rk Pen	Score Rk Pen	
1	450 UCHIMURA K	JPN	D E	6.400 15.333 (2) 8.933	6.200 15.133 (8) 8.933	6.200 15.000 (13) 8.800	6.000 15.400 (1) 9.400	6.400 15.400 (8) 9.000	6.900 15.658 (1) 8.758	91.924
2	545 MIKULAK S	USA	D E	6.200 15.033 (7) 8.933 0.1	6.000 14.233 (28) 8.233	6.000 14.700 (18) 8.700	5.600 14.800 (21) 9.200	6.200 15.400 (7) 9.200	6.900 15.366 (4) 8.466	89.532
3	351 LIN C	CHN	D E	6.100 14.566 (26) 8.566 0.1	6.100 14.733 (15) 8.633	5.900 14.266 (35) 8.366	6.000 15.066 (8) 9.066	6.700 15.733 (3) 9.033	6.900 15.066 (7) 8.166	89.430
4	350 ZHOU S	CHN	D E	6.500 14.733 (20) 8.433 0.2	5.900 14.600 (17) 8.700	6.000 13.900 (46) 7.900	5.600 14.933 (12) 9.333	7.000 15.666 (4) 8.666	7.000 15.066 (8) 8.066	88.898
5	332 SASAKI JUNIOR S	BRA	D E	6.700 15.000 (8) 8.400 0.1	6.300 14.300 (25) 8.000	6.000 14.500 (25) 8.500	6.000 15.333 (3) 9.333	6.300 14.900 (24) 8.600	6.800 14.666 (14) 7.866	88.699
6	406 HAMBUECHEN F	GER	D E	6.300 15.266 (3) 8.966	5.100 12.366 (72) 7.266	5.900 14.866 (14) 8.966	5.600 14.933 (12) 9.333	6.600 15.000 (22) 8.400	7.100 15.633 (2) 8.533	88.064
7	398 PURVIS D	GBR	D E	6.500 15.266 (4) 8.766	6.200 14.666 (16) 8.466	5.900 14.466 (27) 8.566	5.600 14.900 (15) 9.300	6.300 15.000 (21) 8.700	5.800 12.733 (72) 6.933	87.031
8	521 HEGI O	SUI	D E	5.800 14.033 (43) 8.233	6.300 14.766 (14) 8.466	5.500 14.200 (37) 8.700	5.200 14.433 (34) 9.233	6.400 15.200 (12) 8.800	5.900 14.366 (25) 8.466	86.998
9	396 WHITLOCK M	GBR	D E	6.700 14.533 (28) 8.133 0.3	6.600 15.408 (5) 8.808	4.900 12.900 (73) 8.000	5.600 14.900 (15) 9.300	6.000 14.600 (30) 8.600	6.200 14.600 (15) 8.400	86.941
10	357 CALVO MORENO JO	COL	D E	6.600 14.066 (40) 7.466	6.400 14.308 (23) 7.908	6.300 14.166 (39) 7.866	5.600 14.000 (53) 8.400	6.900 15.233 (11) 8.333	7.100 15.166 (5) 8.066	86.939
11	327 LIKHOVITSKIY A	BLR	D E	5.600 14.383 (31) 8.783	6.400 13.800 (38) 7.400	5.600 14.033 (43) 8.433	5.200 14.400 (37) 9.200	6.000 15.000 (20) 9.000	6.400 14.600 (18) 8.200	86.216
12	380 GONZALEZ F	ESP	D E	6.200 14.800 (16) 8.600	5.900 14.300 (24) 8.400	5.200 13.900 (45) 8.700	5.600 15.033 (10) 9.433	6.000 14.733 (26) 8.733	6.400 13.366 (49) 6.966	86.132
13	462 PARK M	KOR	D E	5.900 14.166 (36) 8.266	5.900 14.000 (35) 8.100	5.800 13.966 (44) 8.166	5.200 14.433 (34) 9.233	6.500 14.233 (37) 7.733	6.800 14.733 (13) 7.933	85.531
14	537 VERNIAIEV O	UKR	D E	6.500 14.866 (13) 8.366	6.500 13.533 (42) 7.033	6.400 14.866 (15) 8.466	6.000 15.283 (4) 9.283	6.800 15.200 (13) 8.400	6.200 11.633 (98) 5.433	85.381
15	478 DEURLOO B	NED	D E	5.900 14.733 (19) 8.833	5.900 14.266 (26) 8.366	5.800 14.300 (33) 8.500	5.600 14.600 (26) 9.100 0.1	5.900 13.733 (52) 7.833	6.400 13.733 (39) 7.333	85.365
16	333 OYAKAWA MARIANO A	BRA	D E	6.400 14.800 (17) 8.400	5.900 13.800 (37) 7.900	5.700 14.200 (38) 8.500	5.600 14.866 (18) 9.366 0.1	5.800 14.366 (34) 8.566	6.200 13.158 (55) 6.958	85.190
17	382 ABAD N	ESP	D E	6.100 14.833 (14) 8.733	4.900 13.283 (51) 8.383	6.100 14.666 (21) 8.566	5.600 14.566 (29) 9.066 0.1	5.600 12.900 (76) 7.300	5.800 14.300 (29) 8.500	84.548
18	395 WILLIG A	FRA	D E	5.900 13.366 (63) 7.466	5.600 14.233 (27) 8.633	5.800 13.833 (47) 8.033	5.600 13.883 (55) 8.583 0.3	6.200 14.333 (35) 8.133	6.200 14.366 (26) 8.166	84.014
19	520 BRAEGGER P	SUI	D E	5.700 14.200 (34) 8.500	5.500 13.466 (46) 7.966	5.400 13.600 (53) 8.200	5.200 14.333 (40) 9.133	5.900 13.466 (62) 7.566	6.300 14.833 (11) 8.533	83.898
20	498 RAMOS RIVERA A	PUR	D E	6.000 14.566 (25) 8.666 0.1	5.700 13.708 (40) 8.008	4.800 12.633 (87) 7.833	5.200 14.500 (31) 9.300	5.300 13.333 (64) 8.033	6.200 14.600 (15) 8.400	83.340
21	489 PALMA SIMOES G	POR	D E	5.600 13.533 (58) 8.133 0.2	6.100 14.033 (31) 7.933	6.100 14.433 (28) 8.333	4.800 13.833 (56) 9.033	5.400 13.866 (49) 8.466	5.400 13.608 (42) 8.208	83.306
22	468 GUSCINAS R	LTU	D E	5.000 13.533 (57) 8.533	6.200 14.433 (19) 8.233	5.900 14.300 (34) 8.400	4.800 13.358 (76) 8.658 0.1	5.400 14.066 (42) 8.666	5.700 13.466 (46) 7.766	83.156
23	313 TSUKAHARA N	AUS	D E	4.600 13.550 (56) 8.950	5.500 14.008 (34) 8.508	6.200 13.466 (54) 7.266	5.200 14.233 (43) 9.033	6.400 13.633 (55) 7.233	5.300 14.075 (33) 8.775	82.965
24	503 BATAGA CI	ROU	D E	6.100 13.933 (47) 7.833	6.100 13.366 (50) 7.266	6.100 13.700 (49) 7.600	5.600 14.666 (25) 9.066	5.800 14.000 (44) 8.200	5.800 12.933 (65) 7.133	82.598
25	456 GORBACHEV S	KAZ	D E	5.400 14.100 (38) 8.700	5.200 13.800 (36) 8.600	3.800 12.025 (95) 8.225	5.200 14.566 (29) 9.366	5.500 13.666 (53) 8.166	5.600 14.000 (34) 8.400	82.157









**44th ARTISTIC GYMNASTICS
WORLD CHAMPIONSHIPS in Antwerp (BEL)**



**Men's
Qualification**

MON 30 SEP 2013

Intermediate Individual Results after Subdivision 3

Rank	Bib Name	NOC Code							Total
			Score Rk Pen	Score Rk Pen	Score Rk Pen	Score Rk Pen	Score Rk Pen	Score Rk Pen	
26	369 KONECNY M	CZE D	5.800 14.466 (29)	4.100 12.500 (66)	4.900 12.933 (70)	5.200 13.733 (60)	5.400 <u>12.866</u> (79)	6.200 14.600 (15)	81.098
		E	8.666	8.400	8.033	8.633 0.1	7.466	8.400	
27	370 RADOVESNICKY D	CZE D	5.500 13.900 (48)	4.300 12.733 (60)	4.900 13.400 (58)	4.400 13.100 (88)	5.200 <u>13.900</u> (48)	5.500 13.800 (35)	80.833
		E	8.400	8.433	8.500	8.700	8.700	8.300	
28	388 KIRMES KO	FIN D	5.900 <u>14.633</u> (21)	5.100 13.000 (58)	5.200 12.733 (80)	4.400 13.566 (67)	5.000 13.600 (56)	5.500 13.300 (50)	80.832
		E	8.733	7.900	7.533	9.166	8.600	7.800	
29	549 FOKIN A	UZB D	4.800 13.633 (54)	5.800 13.433 (48)	5.200 11.266 (102)	4.400 13.533 (69)	6.900 <u>15.800</u> (2)	4.700 13.000 (60)	80.665
		E	8.833	7.633	6.066	9.133	8.900	8.300	
30	306 MARTINEZ ERAZUN O	ARG D	5.500 13.166 (67)	4.800 12.733 (61)	5.700 14.300 (32)	4.800 13.800 (58)	5.700 <u>13.066</u> (73)	5.800 13.300 (51)	80.365
		E	7.966 0.3	7.933	8.600	9.100 0.1	7.366	7.500	
31	389 NIVA H	FIN D	5.200 13.800 (51)	4.700 13.266 (52)	4.300 12.733 (79)	4.400 13.633 (65)	5.000 <u>14.133</u> (39)	5.000 12.658 (73)	80.223
		E	8.600	8.566	8.433	9.233	9.133	7.658	
32	485 SKJERAHAUG S	NOR D	5.200 14.133 (37)	5.900 12.633 (63)	4.700 12.700 (81)	4.800 13.700 (61)	5.300 <u>13.833</u> (50)	5.100 13.066 (56)	80.065
		E	8.933	6.733	8.000	9.000 0.1	8.533	7.966	
33	322 VERBAEYS J	BEL D	6.000 14.033 (42)	5.300 11.200 (96)	5.500 <u>13.366</u> (61)	5.200 14.233 (43)	6.200 13.733 (51)	5.400 13.266 (52)	79.831
		E	8.233 0.2	5.900	7.866	9.033	7.833 0.3	7.866	
34	469 TVOROGAL R	LTU D	5.000 11.966 (98)	4.900 11.666 (87)	5.300 12.666 (86)	4.800 <u>13.766</u> (59)	5.500 14.141 (38)	5.200 14.133 (32)	78.338
		E	6.966	6.766	7.366	8.966	8.641	8.933	
35	554 MANAMA CASTILLO JA	VEN D	5.900 <u>13.533</u> (59)	4.500 10.466 (106)	4.900 12.900 (73)	6.000 14.866 (18)	5.800 13.266 (65)	5.600 13.266 (53)	78.297
		E	7.633	5.966	8.000	8.966 0.1	7.466	7.666	
36	550 SHAULOV E	UZB D	5.900 12.766 (78)	4.100 11.566 (91)	4.600 12.466 (90)	4.400 13.558 (68)	5.400 14.100 (41)	4.700 <u>13.600</u> (43)	78.056
		E	6.966 0.1	7.466	7.866	9.158	8.700	8.900	
37	529 KRIANGKUM RT	THA D	5.600 <u>13.500</u> (61)	5.200 12.366 (73)	5.600 12.833 (75)	5.600 14.308 (41)	4.600 12.350 (96)	5.300 12.600 (74)	77.957
		E	7.900	7.166	7.233	8.708	7.750	7.300	
38	303 METIDJI H	ALG D	5.100 12.466 (89)	5.200 <u>13.625</u> (41)	4.600 12.200 (93)	4.800 13.533 (69)	5.000 13.166 (67)	5.100 12.900 (67)	77.890
		E	7.466 0.1	8.425	7.600	8.833 0.1	8.166	7.800	
39	427 TALAS B	HUN D	5.700 <u>12.400</u> (92)	5.800 13.366 (49)	5.700 13.200 (66)	5.200 14.066 (49)	5.400 11.400 (107)	6.200 13.366 (48)	77.798
		E	6.700	7.566	7.500	8.866	6.000	7.166	
40	323 KENIS D	BEL D	6.000 13.566 (55)	5.300 12.466 (68)	5.200 13.433 (55)	5.200 14.500 (31)	4.900 10.966 (110)	5.600 <u>12.766</u> (71)	77.697
		E	7.766 0.2	7.166	8.233	9.300	6.066	7.166	
41	439 O'CONNOR C	IRL D	5.600 14.033 (41)	4.500 11.800 (82)	5.100 <u>13.666</u> (50)	4.400 13.533 (69)	5.200 12.866 (78)	4.400 11.600 (99)	77.498
		E	8.433	7.300	8.566	9.133	7.666	7.200	
42	567 PLANKE LJ	NOR D	5.500 13.033 (72)	4.000 11.933 (80)	5.000 13.266 (64)	5.200 <u>14.066</u> (49)	4.600 12.000 (105)	5.400 13.033 (58)	77.331
		E	7.533	7.933	8.266	8.966 0.1	7.400	7.633	
43	431 KUMAR A	IND D	6.600 14.033 (45)	5.800 12.366 (74)	4.900 <u>11.733</u> (96)	5.600 13.233 (82)	6.000 13.075 (72)	4.900 11.966 (90)	76.406
		E	7.733 0.3	6.566	6.833	7.733 0.1	7.075	7.066	
44	517 DIMIC A	SLO D	5.100 <u>12.633</u> (83)	4.400 12.400 (71)	5.000 13.366 (60)	5.200 12.700 (93)	5.900 12.300 (98)	6.100 13.000 (62)	76.399
		E	7.833 0.3	8.000	8.366	7.800 0.3	6.400	6.900	
45	531 LIN YC	TPE D	5.500 12.700 (80)	4.300 11.166 (98)	4.900 12.933 (70)	5.200 14.066 (49)	4.900 <u>13.000</u> (74)	4.400 12.533 (76)	76.398
		E	7.200	6.866	8.033	8.866	8.100	8.133	
46	436 KEIKHA SR	IRI D	5.400 13.333 (64)	6.100 <u>11.466</u> (92)	5.500 13.300 (63)	4.400 13.100 (88)	4.800 12.200 (101)	4.800 12.433 (83)	75.832
		E	7.933	5.366	7.800	8.700	7.400	7.633	
47	505 GROBLER T	RSA D	5.100 <u>13.266</u> (66)	5.100 11.791 (83)	5.100 12.700 (82)	4.000 12.066 (95)	4.800 12.866 (77)	4.400 12.533 (76)	75.222
		E	8.166	6.691	7.600	8.166 0.1	8.066	8.133	
48	441 GUNNARSSON OG	ISL D	4.800 <u>12.266</u> (94)	4.200 11.700 (86)	4.500 12.433 (91)	4.400 13.366 (74)	4.200 12.466 (91)	4.500 12.833 (68)	75.064
		E	7.466	7.500	7.933	8.966	8.266	8.333	
49	315 SCHWAB M	AUT D	5.500 10.933 (104)	4.400 <u>12.300</u> (75)	5.000 12.666 (85)	5.200 14.033 (52)	4.900 12.500 (90)	5.700 12.500 (81)	74.932
		E	5.833 0.4	7.900	7.666	8.833	7.600	6.800	
50	470 ESAULOV V	LTU D	4.800 <u>12.733</u> (79)	4.200 10.566 (105)	4.800 12.900 (72)	4.400 13.333 (77)	4.700 12.966 (75)	4.200 11.958 (91)	74.456
		E	7.933	6.366	8.100	8.933	8.266	7.758	





**44th ARTISTIC GYMNASTICS
WORLD CHAMPIONSHIPS in Antwerp (BEL)**



**Men's
Qualification
MON 30 SEP 2013**

Intermediate Individual Results after Subdivision 3

Rank	Bib Name	NOC Code	■		⚙		🏸		⌚		⌚⌚		⌚⌚		Total
			Score	Rk Pen	Score	Rk Pen	Score	Rk Pen	Score	Rk Pen	Score	Rk Pen	Score	Rk Pen	
51	487 BISHOP D	NZL D	5.500	13.966(46)	4.400	10.300(109)	3.900	12.766(76)	2.800	11.466(96)	3.800	13.100(70)	5.000	12.833(69)	74.431
		E	8.466		5.900		8.866		8.766	0.1	9.300		7.833		
52	532 LU HS	TPE D	4.300	13.066(71)	4.900	10.891(102)	4.800	12.633(87)	4.400	13.300(79)	4.500	11.566(106)	4.300	12.966(63)	74.422
		E	8.766		5.991		7.833		8.900		7.066		8.666		
53	302 HACIB O	ALG D	4.700	13.400(62)	4.800	10.466(106)	5.200	12.700(81)	4.400	13.300(79)	4.800	12.633(84)	3.700	11.700(96)	74.199
		E	8.700		5.666		7.500		8.900		7.833		8.000		
54	506 BIYASE S	RSA D	5.200	12.100(96)	4.800	11.966(79)	3.200	11.600(98)	4.800	13.700(61)	4.200	12.333(97)	4.500	12.500(79)	74.199
		E	7.000	0.1	7.166		8.400		9.000	0.1	8.133		8.000		
55	418 JUAREZ MORATAYA MA	GUA D	4.700	13.133(69)	5.400	11.066(101)	4.700	10.766(105)	5.200	14.300(42)	5.000	12.366(94)	5.300	12.566(75)	74.197
		E	8.433		5.666		6.066		9.100		7.366		7.266		
56	432 SHINDE A	IND D	5.400	13.166(68)	4.200	11.300(94)	4.800	12.083(94)	4.400	13.500(72)	5.300	12.133(103)	4.200	11.966(89)	74.148
		E	7.766		7.100		7.283		9.100		6.833		7.766		
57	562 O'DONNELL A	IRL D	5.500	12.433(91)	4.000	9.866(112)	4.900	13.133(67)	4.400	13.233(82)	4.400	12.766(80)	4.100	12.033(87)	73.464
		E	7.333	0.4	5.866		8.233		8.833		8.366		7.933		
58	340 ALEKSANDROV Y	BUL D	5.400	11.533(102)	4.000	11.591(90)	4.500	11.633(97)	4.400	13.300(79)	5.500	12.366(95)	5.100	12.441(82)	72.864
		E	6.133		7.591		7.133		8.900		6.866		7.341		
59	402 NOZADZE P	GEO D	5.200	12.933(74)	4.500	11.233(95)	3.700	10.300(107)	4.400	13.466(73)	4.500	13.100(71)	3.200	10.583(102)	71.615
		E	7.733		6.733		6.600		9.066		8.600		7.383		
60	301 HASA A	ALB D	4.400	11.533(101)	4.700	12.533(65)	4.800	12.566(89)	4.400	12.800(91)	3.800	10.266(112)	3.900	11.633(97)	71.331
		E	7.133		7.833		7.766		8.400		6.466		7.733		
61	360 SOTO MENDEZ LA	CRC D	4.200	12.441(90)	3.000	8.600(116)	4.000	10.533(106)	3.600	12.733(92)	3.500	12.700(82)	2.900	10.533(103)	67.540
		E	8.241		5.600		6.533		9.133		9.200		7.633		
62	442 GUNNARSSON J	ISL D	4.000	12.658(82)	2.700	5.966(118)	4.700	11.333(101)	4.400	13.166(85)	3.300	12.533(88)	3.200	11.733(95)	67.389
		E	8.658		7.266	4.0	6.633		8.766		9.233		8.533		
63	361 GONZALEZ VEGA H	CRC D	5.300	10.700(105)	4.500	9.833(113)	4.400	11.333(99)	4.400	13.133(87)	5.000	11.133(108)	3.100	10.333(105)	66.465
		E	5.700	0.3	5.333		6.933		8.733		6.133		7.233		
64	559 le TT	VIE D	6.000	14.033(44)	3.800	9.633(114)	5.700	13.400(59)	5.600	13.233(82)			4.900	13.000(61)	63.299
		E	8.033		5.833		7.700		7.933	0.3			8.100		
65	513 TAY WAT	SIN D	5.200	11.833(100)	3.500	8.400(117)	4.600	11.333(100)	5.200	14.233(43)	4.400	12.200(100)	2.300	4.633(106)	62.632
		E	6.833	0.2	4.900		6.733		9.033		7.800		6.333	4.0	
66	430 PATRA R	IND D			5.300	11.633(88)	6.100	13.666(51)	5.200	13.100(88)	5.300	12.133(103)	5.100	11.800(94)	62.332
		E			6.333		7.566		7.900		6.833		6.700		
67	407 TOBA A	GER D	5.800	13.000(73)	5.700	14.400(20)	6.300	14.400(29)	5.600	14.766(22)					56.566
		E	7.500	0.3	8.700		8.100		9.166						
68	522 BAUMANN C	SUI D			5.400	13.200(55)	5.100	14.133(40)			6.000	14.566(31)	5.400	12.166(85)	54.065
		E			7.800		9.033				8.566		6.766		
69	429 SZABO N	HUN D	5.200	13.300(65)			5.300	13.066(69)			5.500	13.600(57)	5.200	13.366(47)	53.332
		E	8.100				7.766				8.100		8.166		
70	486 PHILLIPS C	NZL D	5.000	12.633(84)	4.700	11.433(93)			4.400	13.600(66)	4.500	13.233(66)			50.899
		E	7.633		6.733				9.200		8.733				
71	377 FRANSEN M	DEN D			5.000	12.733(62)	3.600	10.800(104)	5.200	12.666(94)	4.400	12.433(92)			48.632
		E			7.733		7.200		7.766	0.3	8.033				
72	569 ALDAYANI A	QAT D	5.500	12.566(87)	4.900	10.400(108)					5.200	12.666(83)	5.200	11.900(92)	47.532
		E	7.666	0.6	5.500						7.466		6.700		
73	349 ALVAREZ VERGARA J	CHI D			4.300	9.900(111)	4.500	11.200(103)	4.400	13.166(85)	4.600	11.000(109)			45.266
		E			5.600		6.700		9.066	0.3	6.400				
74	474 CORRAL BARRON D	MEX D			6.700	15.600(2)	6.100	14.333(31)			6.400	15.008(19)			44.941
		E			8.900		8.233				8.608				
75	345 MORGAN S	CAN D	6.400	15.100(6)			6.500	14.133(42)	5.600	14.725(23)					43.958
		E	8.700				7.633		9.125						






**44th ARTISTIC GYMNASTICS
WORLD CHAMPIONSHIPS in Antwerp (BEL)**



**Men's
Qualification**

MON 30 SEP 2013

Intermediate Individual Results after Subdivision 3

Rank	Bib Name	NOC Code							Total
			Score Rk Pen	Score Rk Pen	Score Rk Pen	Score Rk Pen	Score Rk Pen	Score Rk Pen	
76	507 ABLIAZIN D	RUS D E	7.200 14.600 (24) 7.900 0.5		6.800 14.800 (17) 8.000	6.000 14.100 (48) 8.100			43.500
77	540 SEMIANKIV M	UKR D E		6.300 14.366 (22) 8.066			5.800 14.500 (33) 8.700	6.500 14.533 (21) 8.033	43.399
78	423 SHEK WH	HKG D E				6.000 14.925 (14) 9.025 0.1	6.200 12.633 (85) 6.433	6.400 14.566 (19) 8.166	42.124
79	499 KOCZI F	ROU D E	7.000 14.933 (10) 7.933	5.300 11.766 (84) 6.466		6.000 14.900 (15) 9.000 0.1			41.599
80	344 LYTWYN K	CAN D E	6.200 14.900 (11) 8.700		6.200 14.533 (24) 8.333			5.200 12.100 (86) 6.900	41.533
81	409 JURSCH C	GER D E		5.600 13.500 (43) 7.900			5.900 14.900 (23) 9.000	6.800 12.933 (66) 6.133	41.333
82	491 MARTINS R	POR D E	5.200 13.833 (50) 8.633		5.700 14.133 (41) 8.433			5.300 13.033 (57) 7.733	40.999
83	308 MARTINEZ M	ARG D E	5.900 13.900 (49) 8.000		5.000 12.233 (92) 7.233	5.600 14.433 (34) 8.833			40.566
84	463 BAE GR	KOR D E		5.200 11.133 (100) 5.933			5.900 14.133 (40) 8.233	6.500 14.866 (9) 8.366	40.132
85	338 BATINKOV A	BUL D E	6.100 14.266 (33) 8.166				5.600 12.566 (87) 6.966	6.000 13.266 (54) 7.266	40.098
86	473 CERVANTES QUEZADA	MEX D E			5.600 13.100 (68) 7.500	5.600 14.400 (37) 8.800	5.500 12.200 (102) 6.700		39.700
87	490 ALMEIDA S	POR D E	5.600 12.900 (75) 7.300		5.400 13.216 (65) 7.816		5.000 13.566 (60) 8.566		39.682
88	538 YERMAK M	UKR D E	6.100 12.266 (95) 6.166		5.800 12.766 (78) 6.966		5.900 14.266 (36) 8.366		39.298
89	553 ROJO MENDOZA J	VEN D E	5.600 12.633 (86) 7.033		5.500 12.766 (77) 7.266	5.600 13.700 (61) 8.100			39.099
90	305 CORDOBA N	ARG D E		4.600 12.466 (67) 7.866			4.300 12.400 (93) 8.100	6.400 14.200 (31) 7.800	39.066
91	447 PRINCIPI P	ITA D E	5.900 12.533 (88) 6.733 0.1	6.300 12.933 (59) 6.633				5.700 13.525 (45) 7.825	38.991
92	555 DANG N	VIE D E		5.100 10.600 (104) 5.500	6.400 14.600 (22) 8.200	5.600 13.366 (74) 7.866 0.1			38.566
93	556 DINH PT	VIE D E		5.300 11.200 (96) 5.900			5.900 12.266 (99) 6.366	5.400 13.733 (37) 8.333	37.199
94	424 POON CK	HKG D E	4.900 11.933 (99) 7.033	4.200 10.633 (103) 6.433				3.300 11.033 (101) 7.733	33.599
95	452 SHIRAI K	JPN D E	7.400 16.233 (1) 8.833			6.000 15.400 (1) 9.400			31.633
96	483 ZONDERLAND E	NED D E					6.400 15.400 (8) 9.000	7.100 15.433 (3) 8.333	30.833
97	501 BERBECAR MD	ROU D E				5.600 15.033 (10) 9.433	6.700 15.600 (5) 8.900		30.633
98	543 DALTON J	USA D E	6.500 15.166 (5) 8.666			6.000 15.133 (7) 9.133			30.299
99	500 MUNTEAN AV	ROU D E			6.400 15.066 (12) 8.666		6.600 15.033 (18) 8.433		30.099
100	410 FAHRIG M	GER D E	7.000 15.000 (9) 8.100 0.1			6.000 15.050 (9) 9.050			30.050




**44th ARTISTIC GYMNASTICS
WORLD CHAMPIONSHIPS in Antwerp (BEL)**



**Men's
Qualification**

MON 30 SEP 2013

Intermediate Individual Results after Subdivision 3

Rank	Bib Name	NOC Code							Total
			Score Rk Pen	Score Rk Pen	Score Rk Pen	Score Rk Pen	Score Rk Pen	Score Rk Pen	
101	454 YAMAMURO K	JPN D E			6.600 15.500 (5) 8.900			6.500 14.466 (23) 7.966	29.966
102	536 COLAK I	TUR D E			6.300 <u>15.066</u> (11) 8.766		5.600 14.600 (29) 9.000		29.666
103	494 KIM JH	PRK D E			6.800 14.700 (20) 7.900		6.800 14.900 (25) 8.100		29.600
104	539 RADIVILOV I	UKR D E			6.700 14.233 (36) 7.533	6.000 15.233 (5) 9.233			29.466
105	524 PIASECKY S	SVK D E					6.500 14.733 (27) 8.233	6.200 <u>14.533</u> (20) 8.333	29.266
105	557 HA THANH N	VIE D E				6.000 14.200 (46) 8.300 0.1	6.700 15.066 (17) 8.366		29.266
107	356 GIRALDO LOPEZ JH	COL D E		6.100 14.116 (29) 8.016			6.400 15.133 (14) 8.733		29.249
108	558 HOANG C	VIE D E	6.600 14.600 (23) 8.100 0.1				6.600 14.566 (32) 7.966		29.166
109	346 GONZALEZ VALENZUE.	CHI D E	5.800 14.400 (30) 8.600			5.600 14.600 (26) 9.100 0.1			29.000
109	464 KIM HH	KOR D E	6.400 14.600 (22) 8.500 0.3			6.000 14.400 (37) 8.500 0.1			29.000
111	509 GARIBOV E	RUS D E					6.200 14.066 (43) 7.866	7.300 14.866 (10) 7.566	28.932
112	408 BRETSCHEIDER A	GER D E					6.000 13.666 (54) 7.666	6.900 15.133 (6) 8.233	28.799
113	320 CAESAR QS	BAN D E					6.300 15.066 (16) 8.766	5.600 13.533 (44) 7.933	28.599
114	412 KOSMIDIS E	GRE D E	6.700 14.900 (12) 8.300 0.1				4.600 13.400 (63) 8.800		28.300
115	324 NEUTELEERS T	BEL D E	6.100 14.200 (35) 8.100				6.400 14.000 (45) 7.600		28.200
116	330 MIKHALITSYN V	BLR D E		5.900 13.450 (47) 7.550			5.800 14.666 (28) 8.866		28.116
117	551 FUENTES BUSTAMANTE	VEN D E		6.400 14.033 (33) 7.633			6.400 13.966 (46) 7.566		27.999
118	331 BYKAU A	BLR D E			5.800 <u>14.333</u> (30) 8.533			5.400 13.633 (41) 8.233	27.966
119	448 LODADIO M	ITA D E			5.600 <u>13.633</u> (52) 8.033	6.000 13.900 (54) 8.000 0.1			27.533
120	472 CERDA GASTELUM K	MEX D E	5.800 13.666 (53) 7.866					5.400 <u>13.733</u> (37) 8.333	27.399
121	563 WANG W	KOR D E			5.600 13.366 (62) 7.766		5.800 13.600 (58) 7.800		26.966
122	564 KIM J	KOR D E		4.900 12.300 (76) 7.400				7.000 14.300 (30) 7.300	26.600
123	304 MELCHIORI JS	ARG D E	5.800 14.533 (27) 8.733					4.100 <u>12.000</u> (88) 7.900	26.533
124	376 EIRIKSFOSS O	DEN D E	5.000 12.300 (93) 7.400 0.1			5.200 14.133 (47) 8.933			26.433
125	467 TREFILOVS D	LAT D E		5.600 12.600 (64) 7.000				5.600 13.766 (36) 8.166	26.366





**44th ARTISTIC GYMNASTICS
WORLD CHAMPIONSHIPS in Antwerp (BEL)**



**Men's
Qualification**

MON 30 SEP 2013

Intermediate Individual Results after Subdivision 3

Rank	Bib Name	NOC Code							Total
			Score Rk Pen	Score Rk Pen	Score Rk Pen	Score Rk Pen	Score Rk Pen	Score Rk Pen	
126	477 VALDES SANTOS M	MEX D E		5.000 12.441 (69) 7.441		5.200 13.833 (56) 8.933 0.3			26.274
127	497 VARGAS VELAZQUEZ L	PUR D E					5.700 13.158 (68) 7.458	5.500 13.033 (59) 7.533	26.191
128	527 KAEWPANYA R	THA D E		6.400 13.500 (45) 7.400 0.3			5.400 12.566 (86) 7.166		26.066
129	492 LOPES ROMERO D	POR D E		5.200 12.033 (77) 6.833			4.900 13.933 (47) 9.033		25.966
129	534 ARICAN F	TUR D E		6.900 13.233 (54) 6.333			6.700 12.733 (81) 6.033		25.966
131	421 NG KC	HKG D E	4.900 11.133 (103) 6.633 0.4		6.500 14.800 (16) 8.300				25.933
132	348 RAFFO de la JARA J	CHI D E		4.500 11.166 (99) 6.666	6.700 14.700 (19) 8.000				25.866
133	374 RYDBERG K	DEN D E	5.800 12.833 (77) 7.133 0.1				4.800 12.800 (70) 8.000		25.633
134	319 KHALILBAYLI U	AZE D E	5.400 13.100 (70) 7.700	4.900 12.433 (70) 7.533					25.533
135	307 AREAN AA	ARG D E		4.700 12.000 (78) 7.300			5.100 13.466 (61) 8.366		25.466
136	541 SUPRUN O	UKR D E	6.400 12.666 (81) 7.066 0.8				5.800 12.500 (80) 7.000 0.3		25.166
137	523 MICHNAK S	SVK D E	5.300 10.066 (106) 5.266 0.5	5.900 14.400 (21) 8.500					24.466
138	342 IKEDA K	CAN D E		6.100 14.033 (31) 7.933			3.700 10.366 (111) 6.666		24.399
139	373 SOENDERGAARD M	DEN D E		4.300 11.733 (85) 7.433			4.900 12.433 (84) 7.533		24.166
140	475 ROMERO MORAN JH	MEX D E	5.500 12.000 (97) 7.000 0.5				5.300 11.900 (93) 6.600		23.900
141	341 MARINOV H	BUL D E		3.800 10.100 (110) 6.300	5.700 13.433 (57) 7.733				23.533
142	571 ALI M	KUW D E		4.400 11.866 (81) 7.466			3.900 11.200 (100) 7.300		23.066
143	415 TSOLAKIDIS V	GRE D E					6.800 15.866 (1) 9.066		15.866
144	548 WYNN B	USA D E			6.800 15.700 (1) 8.900				15.700
145	445 BUSNARI A	ITA D E		7.100 15.633 (1) 8.533					15.633
146	570 BALANDIN A	RUS D E			6.600 15.600 (2) 9.000				15.600
147	390 AIT SAID S	FRA D E			6.800 15.566 (4) 8.766				15.566
147	480 van GELDER L	NED D E			6.600 15.566 (3) 8.966				15.566
149	364 SELIGMAN R	CRO D E		6.400 15.500 (3) 9.100					15.500
149	511 PETROV M	RUS D E		6.700 15.500 (4) 8.800					15.500









44th ARTISTIC GYMNASTICS
WORLD CHAMPIONSHIPS in Antwerp (BEL)

Men's
Qualification

MON 30 SEP 2013



Intermediate Individual Results after Subdivision 3

Rank	Bib Name	NOC Code							Total
			Score Rk Pen	Score Rk Pen	Score Rk Pen	Score Rk Pen	Score Rk Pen	Score Rk Pen	
151	414 PETROUNIAS E	GRE D E			6.900 15.466 (6) 8.566				15.466
152	547 OROZCO J	USA D E					6.800 15.433 (6) 8.633		15.433
153	446 MORANDI M	ITA D E			6.700 15.400 (7) 8.700				15.400
153	455 KAMEYAMA K	JPN D E		6.600 15.400 (6) 8.800					15.400
155	309 MOLINARI F	ARG D E			6.700 15.366 (8) 8.666				15.366
155	514 PETKOVSEK M	SLO D E					6.500 15.366 (10) 8.866		15.366
157	311 MERDINYAN H	ARM D E		6.800 15.333 (7) 8.533					15.333
158	325 GOOSSENS D	BEL D E			6.600 15.191 (9) 8.591				15.191
159	461 YANG HS	KOR D E				6.000 15.166 (6) 9.166			15.166
160	394 SABOT H	FRA D E					6.700 15.100 (15) 8.400		15.100
160	495 RAMOS T	PUR D E			6.700 15.100 (10) 8.400				15.100
162	515 BERTONCELJ S	SLO D E		6.400 15.066 (9) 8.666					15.066
163	426 KALLAI Z	HUN D E		6.500 15.000 (10) 8.500					15.000
163	546 NADDOUR A	USA D E		6.700 15.000 (11) 8.300					15.000
165	542 SIENICHKIN A	UKR D E		6.500 14.966 (12) 8.466					14.966
166	321 TRUYENS DD	BEL D E		6.300 14.866 (13) 8.566					14.866
167	365 MARKOVIC T	CRO D E	6.300 14.833 (15) 8.633 0.1						14.833
167	384 TUUHA T	FIN D E				5.600 14.833 (20) 9.233			14.833
169	363 MOZNIK M	CRO D E					6.700 14.766 (12) 8.066		14.766
169	386 VEKKI S	FIN D E	6.400 14.766 (18) 8.366						14.766
171	519 MEIER M	SUI D E				5.600 14.700 (24) 9.100			14.700
172	459 KOCHERIN V	KAZ D E				5.600 14.600 (26) 9.000			14.600
173	385 VAHTILA M	FIN D E			6.400 14.575 (23) 8.175				14.575
174	310 STEPANYAN V	ARM D E		6.400 14.500 (18) 8.100					14.500
174	343 LORAN A	CAN D E					6.900 14.500 (22) 7.600		14.500









**44th ARTISTIC GYMNASTICS
WORLD CHAMPIONSHIPS in Antwerp (BEL)**

**Men's
Qualification**

MON 30 SEP 2013



Intermediate Individual Results after Subdivision 3

Rank	Bib Name	NOC Code							Total
			Score Rk Pen	Score Rk Pen	Score Rk Pen	Score Rk Pen	Score Rk Pen	Score Rk Pen	
174	379 ZAHARAN ARA	EGY D E			6.500 14.500 (26) 8.000				14.500
174	466 KARDASOV V	LAT D E				5.600 14.500 (31) 8.900			14.500
178	535 SAMILOGLU U	TUR D E						7.000 14.466 (24) 7.466	14.466
179	417 MARAS V	GRE D E						6.500 14.366 (27) 7.866	14.366
180	326 SCHROE K	BEL D E						6.500 14.333 (28) 7.833	14.333
181	413 MARKOUSIS D	GRE D E	6.000 14.300 (32) 8.300						14.300
182	393 TOMMASONE C	FRA D E		6.700 14.100 (30) 7.400					14.100
182	518 CAPELLI C	SUI D E	6.400 14.100 (39) 7.700						14.100
184	362 UDE F	CRO D E		5.800 13.766 (39) 7.966					13.766
184	368 GEORGALLAS I	CYP D E			6.300 13.766 (48) 7.466				13.766
186	371 PANSKY J	CZE D E	5.700 13.733 (52) 8.033						13.733
186	510 KUKSENKOV N	RUS D E						6.700 13.733 (40) 7.033	13.733
188	443 MEDVEDEV A	ISR D E				5.600 13.700 (61) 8.200 0.1			13.700
189	453 TANAKA K	JPN D E					6.300 13.600 (59) 7.300		13.600
190	387 KANERVA J	FIN D E		5.700 13.500 (44) 7.800					13.500
190	438 KHENARINEZHAD H	IRI D E	5.400 13.500 (60) 8.100						13.500
192	528 CHANDUANG S	THA D E			5.600 13.433 (56) 7.833				13.433
193	458 VALIYEV S	KAZ D E				5.600 13.333 (77) 7.833 0.1			13.333
194	457 PETRISHKO M	KAZ D E		5.600 13.266 (53) 7.666					13.266
195	482 SMINK G	NED D E		5.900 13.166 (56) 7.266					13.166
196	416 ILIOPOULOS N	GRE D E					6.000 13.133 (69) 7.133		13.133
196	502 BUIDOSO O	ROU D E		6.000 13.133 (57) 7.133					13.133
198	316 LEIMLEHNER F	AUT D E						5.700 12.933 (64) 7.233	12.933
199	516 KLAVORA R	SLO D E	6.100 12.866 (76) 6.766						12.866
200	460 KUDRATULLAYEV A	KAZ D E			5.800 12.700 (83) 6.900				12.700











44th ARTISTIC GYMNASTICS
WORLD CHAMPIONSHIPS in Antwerp (BEL)

Men's
Qualification

MON 30 SEP 2013



Intermediate Individual Results after Subdivision 3

Rank	Bib Name	NOC Code							Total
			Score Rk Pen	Score Rk Pen	Score Rk Pen	Score Rk Pen	Score Rk Pen	Score Rk Pen	
201	560 NGUYEN TD	VIE D E	6.200 12.633 (85) 7.333 0.9						12.633
202	347 BRUNO DECIDET C	CHI D E						5.500 12.533 (78) 7.033	12.533
202	375 FUGLSIG J	DEN D E					4.500 12.533 (89) 8.033		12.533
204	465 ALQATTAN A	KUW D E		4.900 11.616 (89) 6.716					11.616
205	566 ALGHANNAM F	KUW D E						3.700 10.433 (104) 6.733	10.433
206	565 ALHERZ J	KUW D E		3.800 8.666 (115) 4.866					08.666

NOTES

Underlined totals indicates starting apparatus

LEGEND

Q Qualified for All-Around Final Rx Reserve for All-Around Final

 Floor Exercise  Pommel Horse  Rings  Vault  Parallel Bars  Horizontal Bar

