









**44th ARTISTIC GYMNASTICS
WORLD CHAMPIONSHIPS in Antwerp (BEL)**



**Men's
Qualification**

MON 30 SEP 2013

Intermediate Individual Results after Subdivision 1

Rank	Bib Name	NOC Code								Total
				Score Rk Pen	Score Rk Pen	Score Rk Pen	Score Rk Pen	Score Rk Pen	Score Rk Pen	
1	545 MIKULAK S	USA	D E	6.200 15.033 (2) 8.933 0.1	6.000 14.233 (7) 8.233	6.000 14.700 (4) 8.700	5.600 14.800 (3) 9.200	6.200 <u>15.400</u> (2) 9.200	6.900 15.366 (1) 8.466	89.532
2	462 PARK M	KOR	D E	5.900 14.166 (8) 8.266	5.900 <u>14.000</u> (10) 8.100	5.800 13.966 (12) 8.166	5.200 14.433 (9) 9.233	6.500 14.233 (11) 7.733	6.800 14.733 (2) 7.933	85.531
3	333 OYAKAWA MARIANO A	BRA	D E	6.400 14.800 (6) 8.400	5.900 13.800 (11) 7.900	5.700 14.200 (9) 8.500	5.600 <u>14.866</u> (2) 9.366 0.1	5.800 14.366 (9) 8.566	6.200 13.158 (12) 6.958	85.190
4	382 ABAD N	ESP	D E	6.100 14.833 (4) 8.733	4.900 13.283 (15) 8.383	6.100 14.666 (5) 8.566	5.600 <u>14.566</u> (7) 9.066 0.1	5.600 12.900 (23) 7.300	5.800 14.300 (5) 8.500	84.548
5	313 TSUKAHARA N	AUS	D E	4.600 <u>13.550</u> (17) 8.950	5.500 14.008 (9) 8.508	6.200 13.466 (15) 7.266	5.200 14.233 (12) 9.033	6.400 13.633 (17) 7.233	5.300 14.075 (7) 8.775	82.965
6	503 BATAGA CI	ROU	D E	6.100 13.933 (11) 7.833	6.100 13.366 (14) 7.266	6.100 13.700 (13) 7.600	5.600 <u>14.666</u> (6) 9.066	5.800 14.000 (14) 8.200	5.800 12.933 (17) 7.133	82.598
7	370 RADOVESNICKY D	CZE	D E	5.500 13.900 (12) 8.400	4.300 12.733 (19) 8.433	4.900 13.400 (17) 8.500	4.400 13.100 (27) 8.700	5.200 <u>13.900</u> (16) 8.700	5.500 13.800 (8) 8.300	80.833
8	549 FOKIN A	UZB	D E	4.800 13.633 (15) 8.833	5.800 13.433 (13) 7.633	5.200 11.266 (34) 6.066	4.400 13.533 (19) 9.133	6.900 <u>15.800</u> (1) 8.900	4.700 13.000 (13) 8.300	80.665
9	389 NIVA H	FIN	D E	5.200 13.800 (14) 8.600	4.700 13.266 (16) 8.566	4.300 12.733 (24) 8.433	4.400 13.633 (17) 9.233	5.000 <u>14.133</u> (13) 9.133	5.000 12.658 (21) 7.658	80.223
10	469 TVOROGAL R	LTU	D E	5.000 11.966 (34) 6.966	4.900 11.666 (29) 6.766	5.300 12.666 (28) 7.366	4.800 <u>13.766</u> (15) 8.966	5.500 14.141 (12) 8.641	5.200 14.133 (6) 8.933	78.338
11	529 KRIANGKUM RT	THA	D E	5.600 <u>13.500</u> (19) 7.900	5.200 12.366 (24) 7.166	5.600 12.833 (22) 7.233	5.600 14.308 (11) 8.708	4.600 12.350 (31) 7.750	5.300 12.600 (22) 7.300	77.957
12	323 KENIS D	BEL	D E	6.000 13.566 (16) 7.766 0.2	5.300 12.466 (21) 7.166	5.200 13.433 (16) 8.233	5.200 14.500 (8) 9.300	4.900 10.966 (38) 6.066	5.600 <u>12.766</u> (20) 7.166	77.697
13	517 DIMIC A	SLO	D E	5.100 <u>12.633</u> (28) 7.833 0.3	4.400 12.400 (23) 8.000	5.000 13.366 (18) 8.366	5.200 12.700 (30) 7.800 0.3	5.900 12.300 (32) 6.400	6.100 13.000 (15) 6.900	76.399
14	315 SCHWAB M	AUT	D E	5.500 10.933 (37) 5.833 0.4	4.400 <u>12.300</u> (25) 7.900	5.000 12.666 (27) 7.666	5.200 14.033 (14) 8.833	4.900 12.500 (29) 7.600	5.700 12.500 (24) 6.800	74.932
15	532 LU HS	TPE	D E	4.300 13.066 (23) 8.766	4.900 10.891 (32) 5.991	4.800 12.633 (29) 7.833	4.400 <u>13.300</u> (22) 8.900	4.500 11.566 (36) 7.066	4.300 12.966 (16) 8.666	74.422
16	302 HACIB O	ALG	D E	4.700 13.400 (20) 8.700	4.800 10.466 (35) 5.666	5.200 12.700 (25) 7.500	4.400 13.300 (22) 8.900	4.800 12.633 (27) 7.833	3.700 <u>11.700</u> (33) 8.000	74.199
17	562 O'DONNELL A	IRL	D E	5.500 12.433 (32) 7.333 0.4	4.000 9.866 (38) 5.866	4.900 13.133 (19) 8.233	4.400 13.233 (24) 8.833	4.400 12.766 (24) 8.366	4.100 <u>12.033</u> (27) 7.933	73.464
18	360 SOTO MENDEZ LA	CRC	D E	4.200 12.441 (31) 8.241	3.000 <u>8.600</u> (39) 5.600	4.000 10.533 (37) 6.533	3.600 12.733 (29) 9.133	3.500 12.700 (25) 9.200	2.900 10.533 (36) 7.633	67.540
19	442 GUNNARSSON J	ISL	D E	4.000 <u>12.658</u> (27) 8.658	2.700 5.966 (41) 7.266 4.0	4.700 11.333 (33) 6.633	4.400 13.166 (25) 8.766	3.300 12.533 (28) 9.233	3.200 11.733 (32) 8.533	67.389
20	513 TAY WAT	SIN	D E	5.200 11.833 (36) 6.833 0.2	3.500 8.400 (40) 4.900	4.600 <u>11.333</u> (32) 6.733	5.200 14.233 (12) 9.033	4.400 12.200 (33) 7.800	2.300 4.633 (37) 6.333 4.0	62.632
21	407 TOBA A	GER	D E	5.800 <u>13.000</u> (24) 7.500 0.3	5.700 14.400 (5) 8.700	6.300 14.400 (7) 8.100	5.600 14.766 (4) 9.166			56.566
22	522 BAUMANN C	SUI	D E		5.400 13.200 (17) 7.800	5.100 <u>14.133</u> (10) 9.033		6.000 14.566 (7) 8.566	5.400 12.166 (25) 6.766	54.065
23	429 SZABO N	HUN	D E	5.200 <u>13.300</u> (21) 8.100		5.300 13.066 (21) 7.766		5.500 13.600 (18) 8.100	5.200 13.366 (11) 8.166	53.332
24	486 PHILLIPS C	NZL	D E	5.000 12.633 (29) 7.633	4.700 <u>11.433</u> (30) 6.733		4.400 13.600 (18) 9.200	4.500 13.233 (21) 8.733		50.899
25	377 FRANDSEN M	DEN	D E		5.000 12.733 (20) 7.733	3.600 10.800 (36) 7.200	5.200 12.666 (31) 7.766 0.3	4.400 12.433 (30) 8.033		48.632






**44th ARTISTIC GYMNASTICS
WORLD CHAMPIONSHIPS in Antwerp (BEL)**



**Men's
Qualification**

MON 30 SEP 2013

Intermediate Individual Results after Subdivision 1

Rank	Bib Name	NOC Code								Total
				Score Rk Pen	Score Rk Pen	Score Rk Pen	Score Rk Pen	Score Rk Pen	Score Rk Pen	
26	432 SHINDE A	IND	D E	5.400 13.166 (22) 7.766	4.200 11.300 (31) 7.100			5.300 12.133 (35) 6.833	4.200 11.966 (29) 7.766	48.565
27	569 ALDAYANI A	QAT	D E	5.500 12.566 (30) 7.666 0.6	4.900 10.400 (36) 5.500			5.200 12.666 (26) 7.466	5.200 11.900 (30) 6.700	47.532
28	349 ALVAREZ VERGARA J	CHI	D E		4.300 9.900 (37) 5.600	4.500 11.200 (35) 6.700	4.400 13.166 (25) 9.066 0.3	4.600 11.000 (37) 6.400		45.266
29	344 LYTWYN K	CAN	D E	6.200 14.900 (3) 8.700		6.200 14.533 (6) 8.333			5.200 12.100 (26) 6.900	41.533
30	473 CERVANTES QUEZADA	MEX	D E			5.600 13.100 (20) 7.500	5.600 14.400 (10) 8.800	5.500 12.200 (34) 6.700		39.700
31	424 POON CK	HKG	D E	4.900 11.933 (35) 7.033	4.200 10.633 (33) 6.433				3.300 11.033 (35) 7.733	33.599
32	452 SHIRAI K	JPN	D E	7.400 16.233 (1) 8.833			6.000 15.400 (1) 9.400			31.633
33	454 YAMAMURO K	JPN	D E			6.600 15.500 (2) 8.900			6.500 14.466 (4) 7.966	29.966
34	536 COLAK I	TUR	D E			6.300 15.066 (3) 8.766		5.600 14.600 (6) 9.000		29.666
35	524 PIASECKY S	SVK	D E					6.500 14.733 (4) 8.233	6.200 14.533 (3) 8.333	29.266
36	330 MIKHALITSYN V	BLR	D E		5.900 13.450 (12) 7.550			5.800 14.666 (5) 8.866		28.116
37	331 BYKAU A	BLR	D E			5.800 14.333 (8) 8.533			5.400 13.633 (10) 8.233	27.966
37	491 MARTINS R	POR	D E	5.200 13.833 (13) 8.633		5.700 14.133 (11) 8.433				27.966
39	409 JURSCH C	GER	D E					5.900 14.900 (3) 9.000	6.800 12.933 (18) 6.133	27.833
40	559 le TT	VIE	D E	6.000 14.033 (10) 8.033					4.900 13.000 (14) 8.100	27.033
41	538 YERMAK M	UKR	D E			5.800 12.766 (23) 6.966		5.900 14.266 (10) 8.366		27.032
42	304 MELCHIORI JS	ARG	D E	5.800 14.533 (7) 8.733					4.100 12.000 (28) 7.900	26.533
43	492 LOPES ROMERO D	POR	D E		5.200 12.033 (26) 6.833			4.900 13.933 (15) 9.033		25.966
44	374 RYDBERG K	DEN	D E	5.800 12.833 (25) 7.133 0.1					4.800 12.800 (19) 8.000	25.633
45	307 AREAN AA	ARG	D E		4.700 12.000 (27) 7.300			5.100 13.466 (20) 8.366		25.466
46	541 SUPRUN O	UKR	D E	6.400 12.666 (26) 7.066 0.8					5.800 12.500 (23) 7.000 0.3	25.166
47	523 MICHNAK S	SVK	D E	5.300 10.066 (38) 5.266 0.5	5.900 14.400 (6) 8.500					24.466
48	342 IKEDA K	CAN	D E		6.100 14.033 (8) 7.933			3.700 10.366 (39) 6.666		24.399
49	555 DANG N	VIE	D E		5.100 10.600 (34) 5.500		5.600 13.366 (20) 7.866 0.1			23.966
50	475 ROMERO MORAN JH	MEX	D E	5.500 12.000 (33) 7.000 0.5					5.300 11.900 (31) 6.600	23.900









**44th ARTISTIC GYMNASTICS
WORLD CHAMPIONSHIPS in Antwerp (BEL)**

**Men's
Qualification**

MON 30 SEP 2013



Intermediate Individual Results after Subdivision 1

Rank	Bib Name	NOC Code							Total
			Score Rk Pen	Score Rk Pen	Score Rk Pen	Score Rk Pen	Score Rk Pen	Score Rk Pen	
51	571 ALI M	KUW D E		4.400 11.866 (28) 7.466				3.900 11.200 (34) 7.300	23.066
52	570 BALANDIN A	RUS D E			6.600 15.600 (1) 9.000				15.600
53	364 SELIGMAN R	CRO D E		6.400 15.500 (1) 9.100					15.500
54	455 KAMEYAMA K	JPN D E		6.600 15.400 (2) 8.800					15.400
55	426 KALLAI Z	HUN D E		6.500 15.000 (3) 8.500					15.000
56	542 SIENICHKIN A	UKR D E		6.500 14.966 (4) 8.466					14.966
57	365 MARKOVIC T	CRO D E	6.300 14.833 (5) 8.633 0.1						14.833
58	519 MEIER M	SUI D E				5.600 14.700 (5) 9.100			14.700
59	558 HOANG C	VIE D E					6.600 14.566 (8) 7.966		14.566
60	518 CAPELLI C	SUI D E	6.400 14.100 (9) 7.700						14.100
61	510 KUKSENKOV N	RUS D E						6.700 13.733 (9) 7.033	13.733
62	443 MEDVEDEV A	ISR D E				5.600 13.700 (16) 8.200 0.1			13.700
63	448 LODADIO M	ITA D E			5.600 13.633 (14) 8.033				13.633
64	453 TANAKA K	JPN D E					6.300 13.600 (19) 7.300		13.600
65	438 KHENARINEZHAD H	IRI D E	5.400 13.500 (18) 8.100						13.500
66	458 VALIYEV S	KAZ D E				5.600 13.333 (21) 7.833 0.1			13.333
67	416 ILIOPOULOS N	GRE D E					6.000 13.133 (22) 7.133		13.133
68	430 PATRA R	IND D E				5.200 13.100 (27) 7.900			13.100
69	447 PRINCIPI P	ITA D E		6.300 12.933 (18) 6.633					12.933
70	460 KUDRATULLAYEV A	KAZ D E			5.800 12.700 (25) 6.900				12.700
71	477 VALDES SANTOS M	MEX D E		5.000 12.441 (22) 7.441					12.441
72	308 MARTINEZ M	ARG D E			5.000 12.233 (30) 7.233				12.233
73	431 KUMAR A	IND D E			4.900 11.733 (31) 6.833				11.733









44th ARTISTIC GYMNASTICS
WORLD CHAMPIONSHIPS in Antwerp (BEL)

Men's
Qualification

MON 30 SEP 2013



Intermediate Individual Results after Subdivision 1

Rank	Bib Name	NOC Code							Total
			Score Rk Pen	Score Rk Pen	Score Rk Pen	Score Rk Pen	Score Rk Pen	Score Rk Pen	

NOTES

Underlined totals indicates starting apparatus

LEGEND

Q Qualified for All-Around Final **Rx** Reserve for All-Around Final

 Floor Exercise  Pommel Horse  Rings  Vault  Parallel Bars  Horizontal Bar

