







2013 JO Nationals

Level 9 Regional Team Results

May 1-5, 2013

Rank	Gym	Team	Score						
1	Team R3	R3	409.600	71.850 1	64.550 3	67.800 1	69.300 1	69.250 1	66.850 2
2	Team R1	R1	408.550	70.550 2	67.400 1	66.300 3	67.600 4	68.700 2	68.000 1
3	Team R5	R5	404.600	70.200 3	67.000 2	66.050 4T	68.750 2	68.550 3	64.050 6T
4	Team R7	R7	399.800	68.150 6	62.600 8	67.500 2	68.000 3	67.750 4	65.800 3
5	Team R8	R8	396.950	69.000 4	64.400 4	66.050 4T	66.000 5	67.450 5	64.050 6T
6	Team R6	R6	394.000	68.400 5	63.650 5	65.250 7	65.200 6	66.250 7	65.250 4
7	Team R9	R9	391.400	67.800 7	63.300 6	63.350 8	65.150 7	67.050 6	64.750 5
8	Team R4	R4	389.050	66.750 8	63.100 7	66.000 6	64.600 9	66.100 8	62.500 8
9	Team R2	R2	373.500	66.300 9	58.800 9	60.300 9	64.650 8	64.150 9	59.300 9

2013 JO Nationals

Level 9 Regional Team Results







May 1-5, 2013

Page: 1

Printed: 5/3/2013 9:12 PM

Men / 9 / 13-14 yrs







Session: 48A,48B,49A,49B,58A,58B,59A,59B,68A,68B,69A,69B

Rank	Gym	Team	Score						
1	Team R3	R3	409.600	71.850	64.550	67.800	69.300	69.250	66.850
				1	3	1	1	1	2
	9016	Matthew Wenske		14.800	12.700	13.600	14.000	14.200	12.950
	9013	Tanner Justus		14.400	12.350				13.300
	9021	Braden Page		14.350			13.800		
	9014	Griffin Kehler		14.150		13.100	13.950		13.100
	9151	Collin Lillie		14.150	12.550				
	9150	Blake Sun			13.550			14.300	
	9015	Davis Grooms			13.400	14.500		13.750	13.900
	9203	Terrance Berman				13.500	13.750		
	9020	Joel Diaz				13.100			
	9017	Alexi Vernyi					13.800		13.600
	9083	Sean Rickey						13.500	
	9019	Michael Abarca						13.500	
2	Team R1	R1	408.550	70.550	67.400	66.300	67.600	68.700	68.000
				2	1	3	4	2	1
	9071	Andrew Herrador		14.300	12.950		13.050		
	9001	Cameron Bock		14.200		13.800	13.900	14.200	
	9073	Bennet Huang		14.150	12.950			13.750	
	9069	Thomas Mistretta		14.000	13.750			13.500	13.650
	9003	Shane Sadighi		13.900					
	9070	Sean Brackenridge			13.900	13.050			13.600
	9141	Brandon Ngai			13.850				
	9004	Thomas Lee				13.350			
	9076	Dante LaBarre				13.050		13.900	
	9136	Tristan Lopez				13.050			13.900
	9005	Alejandro Suarez					13.900		
	9137	Brandon Wong					13.600		
	9072	Brennan Pantazis					13.150		13.150
	9074	William Sweeten						13.350	
	9139	Darrel Yamamura							13.700

2013 JO Nationals

Level 9 Regional Team Results

May 1-5, 2013

Rank	Gym	Team	Score						
3	Team R5	R5	404.600	70.200 3	67.000 2	66.050 4T	68.750 2	68.550 3	64.050 6T
	9159	Maxim Andryushchenko		14.500	13.000	13.050	13.550		13.800
	9158	Josh Zeal		13.950			13.750	13.750	
	9091	Kyle Casson		13.950					
	9089	Michael Chan		13.950			13.550	13.600	
	9028	Bailey Perez		13.850		12.600			12.700
	9033	Jacob Moore			14.250				
	9202	Russell Johnson			13.300	13.850			
	9029	Michael Paradise			13.300				
	9160	Mitchell Brown			13.150			13.500	
	9086	Trevor North				13.850			
	9066	Dan Graham				12.700			
	9087	Joshua Martin					14.050	13.700	
	9161	Nicholas Guy					13.850		
	9164	Domenico Sciulli						14.000	
	9027	Christian Dalisay							12.550
	9036	Dominic Tommasone							12.550
	9067	Nicholas Bauer							12.450
4	Team R7	R7	399.800	68.150 6	62.600 8	67.500 2	68.000 3	67.750 4	65.800 3
	9187	Jacob Light		14.100		13.800	13.600		
	9134	David Eurell		13.700					
	9054	Andrew Brower		13.550	13.000	14.050		13.300	13.300
	9114	Dimitri McCombs		13.500					13.000
	9188	Alexander Frack		13.300					
	9056	Timothy Kutyla			12.550				
	9112	Mitchell Rachuba			12.400		13.800	13.500	13.550
	9113	Christopher McCord			12.400				
	9132	Evan Hymanson			12.250	13.200		14.050	12.750
	9194	Rahul Sampat				13.250		13.450	
	9189	Brayden Borromeo				13.200	13.800		
	9116	Sean Neighbarger					13.450		
	9060	Samuel Solaro					13.350		
	9117	Jacopo Gliozzi						13.450	
	9115	Michael Luca							13.200

2013 JO Nationals

Level 9 Regional Team Results







May 1-5, 2013

Page: 3

Printed: 5/3/2013 9:12 PM

Men / 9 / 13-14 yrs







Session: 48A,48B,49A,49B,58A,58B,59A,59B,68A,68B,69A,69B

Rank	Gym	Team	Score						
5	Team R8	R8	396.950	69.000 4	64.400 4	66.050 4T	66.000 5	67.450 5	64.050 6T
	9174 Sam McColl			14.700			14.250		
	9176 Jeb Ward			13.750					
	9181 Christopher Bryant			13.600					
	9045 Jared Zimmerman			13.500					
	9173 Calvin Rasmussen			13.450			12.750		
	9170 Keeley Maigne				13.500	13.500		13.600	13.450
	9169 Mario Lubian				12.950	14.000	12.800		13.250
	9044 Bobby Costea				12.750	12.700	12.750		12.250
	9171 Andrew Bitner				12.650		13.450	13.550	12.750
	9175 Chase Lane				12.550				
	9102 Ryan Orce					13.100		13.450	
	9043 Ethan Esval					12.750		13.400	
	9041 Carlos Muñoz							13.450	
	9172 Christopher Clark								12.350
6	Team R6	R6	394.000	68.400 5	63.650 5	65.250 7	65.200 6	66.250 7	65.250 4
	9095 Jonathan Wang			14.100	12.650			13.050	
	9166 Nicholas Merryman			13.900	13.900	13.500		13.500	13.500
	9096 Mitchell Mandozzi			13.900	12.200	12.650	13.100		13.150
	9038 Anton Vorona			13.250		13.550	12.850	13.600	13.200
	9205 Franklin Valentin			13.250	12.350	12.700			12.850
	9099 Addison Chung				12.550	12.850	12.800		12.550
	9167 Ben Provost						13.600	13.050	
	9101 Grant Cullen						12.850		
	9097 Nate Winneg							13.050	
7	Team R9	R9	391.400	67.800 7	63.300 6	63.350 8	65.150 7	67.050 6	64.750 5
	9107 Cobie Brown			14.000	12.350				
	9105 Vlad Kolomiza			13.500			12.550	13.400	13.400
	9051 James Stephenson			13.450		12.500			
	9184 Fernando Porta			13.450	12.300		12.600		
	9183 Taylor Gatten			13.400			13.350	13.500	12.950
	9049 Kirk Malm				13.300			13.450	12.750
	9108 Cutter Fugett				12.750	13.050	13.350	13.400	
	9106 Tucker Hunt				12.600			13.300	
	9109 Hunter Belcher					12.650			
	9110 Nicholas Boulineau					12.600			
	9185 Levi Garcia					12.550			12.800
	9050 Matthew Rusch						13.300		
	9052 Caleb Jackson								12.850

2013 JO Nationals

Level 9 Regional Team Results

May 1-5, 2013

Rank	Gym	Team	Score						
8	Team R4	R4	389.050	66.750	63.100	66.000	64.600	66.100	62.500
				8	7	6	9	8	8
	9127	Ivan Rudnitski		13.500		13.150	12.850	12.700	
	9126	Andrew Eng		13.450	13.300	13.900	12.950		12.150
	9199	Peyton Mocco		13.400	12.500				12.350
	9064	Henry Meeker		13.300			12.200		12.700
	9204	Tucker Catlett		13.100					
	9063	Shane Wiskus			12.600	13.350	13.600	14.000	12.850
	9130	Cullen Jozwiakowski			12.400	13.200			
	9131	Colin Schwartz			12.300				
	9129	Jacob Schroeder				12.400		12.900	12.450
	9065	Nicolas Mejia					13.000	13.000	
	9128	Dylan Boyd						13.500	
9	Team R2	R2	373.500	66.300	58.800	60.300	64.650	64.150	59.300
				9	9	9	8	9	9
	9148	Aaron Swanson		13.600				13.050	11.950
	9133	Paul Farmer		13.500		12.100	13.150		
	9149	Colton Dee		13.150		12.200	12.750	12.650	
	9147	Daniel Tu-Tygrs		13.100					
	9143	Benjamin Chan		12.950	12.200		13.800		
	9144	Brigham Youngstrom			11.850				11.900
	9146	Daniel Shanahan Jr.			11.700	11.900	11.950	13.050	12.100
	9197	Will Bughi			11.550		13.000	12.800	
	9145	Zachary Ochsenschlager			11.500	12.150			11.850
	9012	Aksel Thorsfeldt				11.950		12.600	
	9142	Ryker Shaw							11.500