

2013 JO Nationals

Meet Results - Level 9

May 1-5, 2013





Page: 1

Printed: 5/3/2013 9:14 PM

Men / 9 / 13-14 yrs

Session: 48A,48B,49A,49B,58A,58B,59A,59B,68A,68B,69A,69B

Judge's Signatures

Rank	Num	Name	Gym							AA
1	9015	Davis Grooms	CHAMP - TX	13.950 16T	13.400 8	14.500 1	13.400 24	13.750 8T	13.900 1T	82.900 1
2	9016	Matthew Wenske	CYPRESS ACADEMY - TX	14.800 1	12.700 23	13.600 9	14.000 3	14.200 2T	12.950 22T	82.250 2
3	9001	Cameron Bock	SCATS	14.200 7	12.650 24T	13.800 7T	13.900 5T	14.200 2T	13.100 19T	81.850 3
4	9166	Nicholas Merryman	NH-GymVillage	13.900 20T	13.900 2T	13.500 11T	12.700 62T	13.500 16T	13.500 9	81.000 4
5T	9014	Griffin Kehler	WOGA-FRISCO - TX	14.150 8T	12.200 63T	13.100 22T	13.950 4	13.400 29T	13.100 19T	79.900 5T
5T	9054	Andrew Brower	US Gym - Mahwah	13.550 35	13.000 14T	14.050 2	12.700 62T	13.300 35T	13.300 12T	79.900 5T
7	9069	Thomas Mistretta	West Coast	14.000 14T	13.750 5	12.100 100T	12.550 72T	13.500 16T	13.650 5	79.550 7
8	9112	Mitchell Rachuba	Paragon	13.050 83T	12.400 43T	13.100 22T	13.800 8T	13.500 16T	13.550 8	79.400 8
9	9159	Maxim Andryushchenko	Lakeshore	14.500 3	13.000 14T	13.050 26T	13.550 19T	11.300 194T	13.800 3	79.200 9
10	9063	Shane Wiskus	North Shore - MN	12.600 131T	12.600 31T	13.350 14T	13.600 15T	14.000 5T	12.850 24T	79.000 10
11	9169	Mario Lubian	Universal Gymnastics	13.200 66T	12.950 16T	14.000 3	12.800 53T	12.750 87T	13.250 14	78.950 11
12	9158	Josh Zeal	BGGC	13.950 16T	12.650 24T	12.300 75T	13.750 13T	13.750 8T	12.350 47T	78.750 12
13	9150	Blake Sun	ALAMO GYM - TX	13.450 44T	13.550 6	11.900 125T	13.300 28T	14.300 1	11.750 101T	78.250 13
14	9170	Keeley Maigne	LaFleur's Tampa	13.100 74T	13.500 7	13.500 11T	11.000 192	13.600 12T	13.450 10	78.150 14
15T	9071	Andrew Herrador	West Coast	14.300 6	12.950 16*	12.650 40*	13.050 36*	12.950 66T	12.150 65T	78.050 15T
15T	9073	Bennet Huang	West Coast	14.150 8T	12.950 16*	12.650 40*	13.050 36*	13.750 8T	11.500 124T	78.050 15T
17	9038	Anton Vorona	GAB Norwood	13.250 62T	11.400 118T	13.550 10	12.850 49T	13.600 12T	13.200 15T	77.850 17
18	9126	Andrew Eng	Swiss Turners	13.450 44T	13.300 9T	13.900 4	12.950 47T	12.050 167T	12.150 65T	77.800 18
19	9108	Cutter Fugett	Xtreme Altitude	12.550 140T	12.750 21T	13.050 26T	13.350 25T	13.400 29T	12.600 34T	77.700 19
20	9013	Tanner Justus	CYPRESS ACADEMY - TX	14.400 4	12.350 47T	12.900 32T	12.450 85	12.200 153T	13.300 12T	77.600 20
21	9021	Braden Page	CYPRESS ACADEMY - TX	14.350 5	12.250 54T	12.250 81T	13.800 8T	12.850 76T	12.000 75T	77.500 21
22	9174	Sam McColl	High Point	14.700 2	11.250 128T	12.150 93T	14.250 1	12.950 66T	12.150 65T	77.450 22
23	9183	Taylor Gatten	Gold Cup	13.400 49T	12.250 54T	11.900 125T	13.350 25T	13.500 16T	12.950 22T	77.350 23
24	9096	Mitchell Mandozzi	NEAG	13.900 20T	12.200 63T	12.650 40T	13.100 34T	12.300 145T	13.150 17T	77.300 24

2013 JO Nationals

Meet Results - Level 9

May 1-5, 2013

Rank	Num	Name	Gym							AA
25	9005	Alejandro Suarez	Cal Sports	13.250 62T	12.950 16T	12.350 70T	13.900 5T	12.100 161T	12.600 34T	77.150 25
26T	9028	Bailey Perez	Premier Gym	13.850 24T	11.900 86T	12.600 49T	13.050 36T	13.000 60T	12.700 32T	77.100 26T
26T	9171	Andrew Bitner	Gymnastix	12.150 173T	12.650 24T	12.550 55T	13.450 22T	13.550 15	12.750 29T	77.100 26T
28	9099	Addison Chung	NESA	13.200 66T	12.550 33T	12.850 34	12.800 53T	13.000 60T	12.550 37T	76.950 28
29	9076	Dante LaBarre	USA Flairs	13.300 56T	12.450 40T	13.050 26T	12.250 99T	13.900 7	11.900 89T	76.850 29
30T	9095	Jonathan Wang	NESA	14.100 12T	12.650 24T	12.500 61T	12.300 94T	13.050 53T	12.200 60*	76.800 30T
30T	9087	Joshua Martin	Aerial	13.600 31T	11.400 118T	11.850 132T	14.050 2	13.700 11	12.200 60*	76.800 30T
30T	9049	Kirk Malm	CTC	13.000 88T	13.300 9T	11.900 125T	12.400 86T	13.450 24T	12.750 29T	76.800 30T
33T	9070	Sean Brackenridge	South Coast	12.450 149T	13.900 2T	13.050 26T	12.050 121T	11.700 189T	13.600 6T	76.750 33T
33T	9202	Russell Johnson	Deveau's	13.400 49T	13.300 9T	13.850 5T	12.350 89T	12.750 87T	11.100 154T	76.750 33T
35	9044	Bobby Costea	Zenith	13.100 74T	12.750 21T	12.700 36T	12.750 56T	12.900 71T	12.250 57T	76.450 35
36	9189	Brayden Borromeo	HANOVER	12.650 125T	12.000 78T	13.200 17T	13.800 8T	13.050 53T	11.700 105T	76.400 36
37T	9132	Evan Hymanson	Monmouth	12.100 177	12.250 54T	13.200 17T	12.000 124T	14.050 4	12.750 29T	76.350 37T
37T	9137	Brandon Wong	Clovis Gymnastics	12.850 102T	12.300 50T	12.900 32T	13.600 15T	13.100 51T	11.600 113T	76.350 37T
39	9205	Franklin Valentin	Tri Town	13.250 62T	12.350 47T	12.700 36T	12.350 89T	12.800 82T	12.850 24T	76.300 39
40	9203	Terrance Berman	WOGA-FRISCO - TX	12.050 178T	12.200 63T	13.500 11T	13.750 13T	12.750 87T	11.950 85T	76.200 40
41	9127	Ivan Rudnitski	Salto	13.500 36T	12.250 54T	13.150 20T	12.850 49T	12.700 95T	11.700 105T	76.150 41
42	9107	Cobie Brown	5280- North	14.000 14T	12.350 47T	12.400 65T	11.450 169T	13.200 43T	12.450 41T	75.850 42
43	9160	Mitchell Brown	Deveau's	12.900 97T	13.150 13	12.050 105T	12.700 62T	13.500 16T	11.500 124T	75.800 43
44T	9161	Nicholas Guy	Deveau's	13.850 24T	12.050 74T	12.250 81T	13.850 7	12.200 153T	11.300 141T	75.500 44T
44T	9086	Trevor North	Hocking Valley	12.700 118T	12.300 50T	13.850 5T	12.650 66	13.150 49T	10.850 171T	75.500 44T
44T	9029	Michael Paradise	St. Charles	13.300 56T	13.300 9T	11.450 166T	12.550 72T	13.000 60T	11.900 89T	75.500 44T
47	9187	Jacob Light	PARKETTES	14.100 12T	8.750 196	13.800 7T	13.600 15T	12.800 82T	12.350 47T	75.400 47
48T	9020	Joel Diaz	CYPRESS ACADEMY - TX	13.900 20T	12.250 54T	13.100 22T	11.950 128T	12.350 141T	11.750 101T	75.300 48T

2013 JO Nationals

Meet Results - Level 9

May 1-5, 2013

Page: 3

Printed: 5/3/2013 9:14 PM

Men / 9 / 13-14 yrs

Session: 48A,48B,49A,49B,58A,58B,59A,59B,68A,68B,69A,69B

Rank	Num	Name	Gym							AA
48T	9114	Dimitri McCombs	World Class NY	13.500 36T	10.300 173T	12.650 40T	12.600 67T	13.250 40T	13.000 21	75.300 48T
50	9072	Brennan Pantazis	Gym NV	13.150 72T	12.250 54T	11.150 180T	13.150 31T	12.400 134T	13.150 17T	75.250 50
51	9017	Alexi Vernyi	CYPRESS ACADEMY - TX	11.700 193T	10.250 178T	12.400 65T	13.800 8T	13.400 29T	13.600 6T	75.150 51
52T	9173	Calvin Rasmussen	Harpeth	13.450 44T	12.400 43T	11.850 132T	12.750 56T	13.000 60T	11.550 119T	75.000 52T
52T	9106	Tucker Hunt	5280- North	12.950 92T	12.600 31T	11.700 145T	12.100 114T	13.300 35T	12.350 47T	75.000 52T
54	9194	Rahul Sampat	Upstate	12.650 125T	11.850 90T	13.250 16	12.100 114T	13.450 24T	11.650 110T	74.950 54
55	9097	Nate Winneg	NEAG	12.600 131T	12.100 70T	12.550 55T	12.300 94T	13.050 53T	12.200 60T	74.800 55
56	9151	Collin Lillie	SOUTHLAKE - TX	14.150 8T	12.550 33T	12.000 110T	12.350 89T	12.750 87T	10.950 164T	74.750 56
57T	9136	Tristan Lopez	New Hope	12.250 168T	11.600 105T	13.050 26T	10.700 197	13.200 43*	13.900 1T	74.700 57T
57T	9083	Sean Rickey	SLGC	13.500 36T	11.050 141	11.400 172T	13.000 39T	13.500 16T	12.250 57T	74.700 57T
57T	9004	Thomas Lee	San Mateo	12.850 102T	12.450 40T	13.350 14T	11.900 135T	13.200 43*	10.950 164T	74.700 57T
57T	9050	Matthew Rusch	CTC	12.900 97T	11.800 95T	12.400 65T	13.300 28T	12.850 76T	11.450 128T	74.700 57T
61	9033	Jacob Moore	Twistars	12.350 155T	14.250 1	11.900 125T	12.100 114T	11.750 184T	12.300 55T	74.650 61
62T	9091	Kyle Casson	St. Charles	13.950 16T	11.500 111T	12.600 49T	13.150 31T	12.150 159T	11.200 149T	74.550 62T
62T	9043	Ethan Esval	Cobb	13.400 49T	11.750 99T	12.750 35	11.700 150T	13.400 29T	11.550 119T	74.550 62T
62T	9056	Timothy Kutyla	US Gym - Mahwah	11.700 193T	12.550 33T	12.500 61T	12.750 56T	13.050 53T	12.000 75T	74.550 62T
65T	9009	Kaden Love	Galaxy	13.700 29T	12.550 33T	11.850 132T	12.600 67T	12.100 161T	11.700 105T	74.500 65T
65T	9105	Vlad Kolomiza	5280- North	13.500 36T	10.900 146T	10.750 191T	12.550 72T	13.400 29T	13.400 11	74.500 65T
67	9139	Darrel Yamamura	Byers Elk Grove	12.550 140T	11.500 111T	11.450 166T	12.750 56T	12.400 134T	13.700 4	74.350 67
68	9167	Ben Provost	Daggett's	13.200 66T	11.200 134T	12.600 49T	13.600 15T	13.050 53T	10.650 180T	74.300 68
69T	9002	Ivan Alpizar	Eric Will	13.400 49*	10.800 149T	12.350 70T	12.600 67T	13.200 43T	11.900 89T	74.250 69T
69T	9199	Peyton Mocco	M & M	13.400 49*	12.500 39	12.250 81T	11.750 146T	12.000 170T	12.350 47T	74.250 69T
69T	9064	Henry Meeker	MHG	13.300 56T	11.300 126T	12.150 93T	12.200 104T	12.600 104T	12.700 32T	74.250 69T
72T	9051	James Stephenson	USA Gym World	13.450 44T	12.200 63T	12.500 61*	12.150 109T	12.500 120T	11.400 133T	74.200 72T

2013 JO Nationals

Meet Results - Level 9

May 1-5, 2013

Page: 4

Printed: 5/3/2013 9:14 PM

Men / 9 / 13-14 yrs

Session: 48A,48B,49A,49B,58A,58B,59A,59B,68A,68B,69A,69B

Rank	Num	Name	Gym							AA
72T	9113	Christopher McCord	GYMSTRADA	12.300 164T	12.400 43T	12.500 61*	12.300 94T	12.100 161T	12.600 34T	74.200 72T
74T	9003	Shane Sadighi	Azarian	13.900 20T	12.650 24T	12.600 49T	12.500 77T	10.450 201	11.900 89T	74.000 74T
74T	9027	Christian Dalisay	Prairie	12.700 118T	12.550 33T	11.550 158T	12.750 56T	11.900 176T	12.550 37T	74.000 74T
76T	9164	Domenico Sciulli	DMEG	12.900 97T	12.000 78T	12.300 75*	11.250 181	14.000 5T	11.500 124T	73.950 76T
76T	9023	Ben Swartout	CHAMP - TX	13.100 74T	11.500 111T	12.300 75*	12.400 86T	12.850 76T	11.800 98T	73.950 76T
78	9080	Joe Dixon	Victory	13.750 27T	11.250 128T	11.950 119T	13.000 39T	12.350 141T	11.600 113T	73.900 78
79T	9191	Benjamin Ewing	High Performance	12.600 131T	11.250 128T	13.150 20T	12.800 53T	12.850 76T	11.200 149T	73.850 79T
79T	9075	Chandler Gozashti	Unaffiliated	12.850 102T	11.950 85	12.650 40T	11.450 169T	12.450 126T	12.500 40	73.850 79T
81	9109	Hunter Belcher	5280- North	13.100 74T	11.750 99T	12.650 40T	11.200 182T	12.750 87T	12.350 47T	73.800 81
82	9019	Michael Abarca	SKY HIGH - TX	13.350 55	10.300 173T	12.350 70T	12.200 104T	13.500 16T	12.050 72T	73.750 82
83	9018	Jordan Kovach	BART CONNER - OK	13.100 74T	9.250 192	12.700 36T	13.000 39T	13.300 35T	12.350 47T	73.700 83
84	9089	Michael Chan	Queen City	13.950 16T	10.350 172	11.250 176T	13.550 19T	13.600 12T	10.950 164T	73.650 84
85T	9172	Christopher Clark	Roswell	13.300 56T	10.850 148	11.900 125T	12.200 104*	12.950 66T	12.350 47T	73.550 85T
85T	9138	Benjamin Allins	GO USA	13.000 88T	12.650 24T	11.950 119T	12.200 104*	12.100 161T	11.650 110T	73.550 85T
87T	9175	Chase Lane	Gym Force	13.000 88T	12.550 33T	12.300 75T	12.050 121T	12.550 110T	11.050 159T	73.500 87T
87T	9006	Trevor Henning	Central Coast	12.050 178T	12.200 63T	12.650 40T	11.700 150T	12.900 71T	12.000 75T	73.500 87T
89	9066	Dan Graham	Premier Gym	12.600 131T	12.650 24T	12.700 36T	11.350 176T	11.750 184T	12.400 46	73.450 89
90	9129	Jacob Schroeder	Swiss Turners	13.050 83T	10.600 160T	12.400 65T	12.000 124T	12.900 71T	12.450 41T	73.400 90
91	9115	Michael Luca	Surgents	12.500 145T	10.300 173T	11.700 145T	12.500 77T	13.150 49T	13.200 15T	73.350 91
92	9143	Benjamin Chan	Danik	12.950 92T	12.200 63T	10.500 195T	13.800 8T	12.550 110T	11.200 149T	73.200 92
93T	9176	Jeb Ward	Gym Force	13.750 27T	12.250 54T	11.450 166T	12.250 99T	11.850 180T	11.600 113T	73.150 93T
93T	9188	Alexander Frack	PARKETTES	13.300 56T	10.450 166T	12.550 55T	11.700 150T	12.700 95T	12.450 41T	73.150 93T
95	9084	Taylor Styer	SLGC	13.500 36T	10.400 170T	13.050 26T	13.000 39T	12.200 153T	10.950 164T	73.100 95
96T	9128	Dylan Boyd	Scamps	12.600 131T	12.050 74T	11.450 166T	12.150 109T	13.500 16T	11.200 149T	72.950 96T

2013 JO Nationals

Meet Results - Level 9

May 1-5, 2013

Page: 5

Printed: 5/3/2013 9:14 PM

Men / 9 / 13-14 yrs

Session: 48A,48B,49A,49B,58A,58B,59A,59B,68A,68B,69A,69B

Rank	Num	Name	Gym							AA
96T	9140	Deryk Goerke	MVYMCA	12.900 97T	11.100 137T	12.200 89T	13.000 39T	12.050 167T	11.700 105T	72.950 96T
98T	9008	Grant Newcombe	SCATS	13.600 31T	12.250 54T	11.850 132T	11.150 185T	12.200 153T	11.800 98T	72.850 98T
98T	9067	Nicholas Bauer	Premier West	12.750 111T	10.650 158T	12.000 110T	11.800 143T	13.200 43T	12.450 41T	72.850 98T
100T	9116	Sean Neighbarger	GYMSTRADA	12.850 102T	11.450 115T	12.000 110*	13.450 22T	12.950 66T	10.050 196	72.750 100T
100T	9184	Fernando Porta	ERG	13.450 44T	12.300 50T	12.000 110*	12.600 67T	12.100 161T	10.300 188T	72.750 100T
102T	9082	William Pearce	American	11.800 190T	12.900 20	11.350 174	11.850 142	12.550 110T	12.250 57T	72.700 102T
102T	9153	Nicholas Askew	Emerald City	12.650 125T	11.300 126T	11.500 161T	12.500 77T	12.750 87T	12.000 75T	72.700 102T
104T	9146	Daniel Shanahan Jr.	Danik	11.950 185T	11.700 102T	11.900 125T	11.950 128*	13.050 53T	12.100 69T	72.650 104T
104T	9052	Caleb Jackson	CTC	11.850 189	12.000 78T	11.700 145T	11.950 128*	12.300 145T	12.850 24T	72.650 104T
106T	9133	Paul Farmer	Black Hills	13.500 36T	10.150 180T	12.100 100T	13.150 31T	12.350 141T	11.350 135T	72.600 106T
106T	9149	Colton Dee	Danik	13.150 72T	10.550 162T	12.200 89T	12.750 56T	12.650 99T	11.300 141T	72.600 106T
106T	9034	Alex Megahy	World Class	12.750 111T	11.900 86T	12.300 75T	11.950 128T	12.450 126T	11.250 146T	72.600 106T
109	9163	Ethan Champion	Olympia Gym	12.650 125T	10.700 154T	12.250 81T	12.000 124T	13.200 43T	11.750 101T	72.550 109
110T	9156	Jared Debner	ALAMO GYM - TX	13.800 26	12.100 70T	10.750 191T	11.700 150T	12.150 159T	12.000 75T	72.500 110T
110T	9032	Andrew Lewarchick	Palmer's	12.600 131T	11.850 90T	12.550 55T	12.100 114T	13.100 51T	10.300 188T	72.500 110T
112	9025	Alexander Kramer	WOGA-FRISCO - TX	13.400 49T	9.450 190	12.200 89T	12.850 49T	12.450 126T	12.100 69T	72.450 112
113	9078	Eric Vincent	SB Gymnastics	13.100 74T	10.500 164T	12.350 70T	11.950 128T	12.500 120T	12.000 75T	72.400 113
114T	9045	Jared Zimmerman	Cobb	13.500 36T	12.100 70T	11.800 136T	11.150 185T	12.500 120T	11.300 141T	72.350 114T
114T	9074	William Sweeten	USA Flairs	12.050 178T	11.900 86T	11.600 153T	12.350 89T	13.350 34	11.100 154T	72.350 114T
114T	9130	Cullen Jozwiakowski	Swiss Turners	12.000 182T	12.400 43T	13.200 17T	11.500 165T	12.400 134T	10.850 171T	72.350 114T
117T	9181	Christopher Bryant	Langley	13.600 31T	10.950 144T	11.600 153T	12.250 99T	12.550 110T	11.350 135T	72.300 117T
117T	9117	Jacopo Gliozzi	CAPITAL	11.650 196T	11.800 95T	12.150 93*	13.000 39T	13.450 24T	10.250 190T	72.300 117T
117T	9007	Nikolas Mamola	Cal Sports	11.550 199	11.600 105T	12.050 105T	11.500 165T	13.250 40T	12.350 47T	72.300 117T
117T	9145	Zachary Ochenschlager	MAC	12.450 149T	11.500 111T	12.150 93*	11.900 135T	12.450 126T	11.850 95T	72.300 117T

2013 JO Nationals

Meet Results - Level 9

May 1-5, 2013

Page: 6

Printed: 5/3/2013 9:14 PM

Men / 9 / 13-14 yrs

Session: 48A,48B,49A,49B,58A,58B,59A,59B,68A,68B,69A,69B

Rank	Num	Name	Gym							AA
121T	9010	Caleb Rabbon	Central Coast	12.300 164T	11.800 95T	11.750 141T	11.550 161T	12.650 99T	12.200 60T	72.250 121T
121T	9035	Tim Oneill	Gym World	12.200 170T	11.150 136	11.950 119T	12.100 114T	12.400 134T	12.450 41T	72.250 121T
123	9110	Nicholas Boulineau	5280- North	12.850 102T	10.750 151T	12.600 49T	11.900 135T	12.550 110T	11.550 119T	72.200 123
124T	9121	Jake Ortiz	Stumpfs	13.200 66T	10.550 162T	11.700 145T	12.700 62T	12.800 82T	11.200 149T	72.150 124T
124T	9120	Socrates Gavallas	Monmouth	13.050 83T	12.250 54T	11.400 172T	11.750 146T	11.600 192T	12.100 69T	72.150 124T
124T	9065	Nicolas Mejia	MN Valley	12.350 155T	9.600 188	12.350 70T	13.000 39T	13.000 60T	11.850 95T	72.150 124T
124T	9081	Carter Patterson	VSSG	12.250 168T	10.650 158T	12.050 105T	11.900 135T	12.450 126T	12.850 24T	72.150 124T
128	9068	Calvin Valrie	Eric Will	13.500 36T	11.650 104	11.150 180T	11.050 191	12.750 87T	12.000 75T	72.100 128
129	9098	Zeyad Zoromba	NESA	12.950 92T	12.100 70T	10.800 189T	11.700 150T	12.450 126T	12.050 72T	72.050 129
130	9185	Levi Garcia	Tigar	12.300 164T	10.750 151T	12.550 55T	12.300 94T	11.300 194T	12.800 28	72.000 130
131	9179	Joshua Jamero	LaFleur's Tampa	13.300 56T	11.000 142T	12.250 81T	11.800 143T	12.600 104T	10.950 164T	71.900 131
132T	9195	Daneal Rozman	High Performance	12.600 131T	11.700 102T	11.900 125T	11.450 169T	12.700 95T	11.450 128*	71.800 132T
132T	9012	Aksel Thorsfeldt	OMEGA	12.500 145T	11.400 118T	11.950 119T	11.900 135T	12.600 104T	11.450 128*	71.800 132T
134	9193	Jacob Allen	Gym Quest	12.950 92T	11.600 105T	11.550 158T	11.750 146T	12.400 134T	11.450 128T	71.700 134
135	9204	Tucker Catlett	Nebraska	13.100 74T	11.100 137T	11.450 166T	12.150 109T	12.500 120T	11.250 146T	71.550 135
136T	9079	Max Williams	Aspire Jr Sun Devils	12.950 92T	11.450 115T	12.300 75T	12.250 99T	12.550 110*	10.000 197	71.500 136T
136T	9196	Ethan Johnson	Head Over Heels	12.500 145T	12.000 78T	11.950 119T	12.050 121T	12.550 110*	10.450 184	71.500 136T
138	9088	Jacob Wade	St. Charles	13.100 74T	10.700 154T	11.700 145T	11.650 156T	13.300 35T	11.000 161T	71.450 138
139	9092	John Rourke	St. Charles	13.200 66T	11.850 90T	12.100 100T	10.000 202	13.000 60T	11.250 146T	71.400 139
140T	9041	Carlos Muñoz	FGTC	12.450 149T	9.500 189	12.550 55T	12.600 67T	13.450 24T	10.800 174T	71.350 140T
140T	9162	Alexander Kasubinski	DMEG	12.700 118T	10.500 164T	12.100 100T	12.550 72T	13.250 40T	10.250 190T	71.350 140T
142T	9197	Will Bughi	Dynamic01	12.650 125T	11.550 108T	10.300 200	13.000 39T	12.800 82T	11.000 161T	71.300 142T
142T	9118	Frank Bradley	EXCALIBUR	12.850 102T	12.050 74T	12.150 93T	12.400 86T	12.300 145T	9.550 200	71.300 142T
144	9042	Dmitry Tereshenko	Zenith	11.800 190T	11.850 90T	11.100 184T	12.500 77T	12.000 170T	12.000 75T	71.250 144

2013 JO Nationals

Meet Results - Level 9

May 1-5, 2013

Page: 7

Printed: 5/3/2013 9:14 PM

Men / 9 / 13-14 yrs

Session: 48A,48B,49A,49B,58A,58B,59A,59B,68A,68B,69A,69B

Rank	Num	Name	Gym							AA
145T	9077	Scott Mackanic	West Coast	12.700 118T	11.100 137T	11.200 178T	11.550 161T	13.300 35T	11.350 135T	71.200 145T
145T	9031	David Toussaint	Olympic Dreams	11.700 193T	12.450 40T	11.150 180T	12.500 77T	11.650 191	11.750 101T	71.200 145T
145T	9100	Jacob Carlson	Somersault	12.350 155T	12.000 78T	12.250 81T	11.300 179T	12.000 170T	11.300 141T	71.200 145T
148T	9155	Travis Allen	EAGLE GYM - TX	12.850 102T	10.300 173T	12.050 105T	12.150 109T	12.200 153T	11.600 113T	71.150 148T
148T	9177	Logan Omer	Harpeth	12.800 110	12.000 78T	11.500 161*	10.350 201	12.500 120T	12.000 75*	71.150 148T
148T	9090	Cobey Pava	CPD	11.650 196T	11.750 99T	12.600 49T	12.500 77*	12.550 110*	10.100 194T	71.150 148T
148T	9122	Benjamin Norton	Surgents	12.350 155T	11.350 124T	11.500 161*	11.350 176T	12.600 104T	12.000 75*	71.150 148T
148T	9059	Paul Brower	US Gym - Mahwah	12.400 152T	10.700 154T	11.650 151T	12.500 77*	12.550 110*	11.350 135T	71.150 148T
153	9124	Nicholas Pelikan	Columbia	12.200 170T	11.250 128T	11.200 178T	12.150 109T	12.250 151T	12.050 72T	71.100 153
154T	9157	Jake Erb	CRENSHAW'S - TX	14.150 8T	10.250 178T	11.750 141T	12.950 47T	11.300 194T	10.650 180T	71.050 154T
154T	9192	Michael Pepe-Lage	All American - NJ	12.150 173T	12.000 78T	11.050 186	11.750 146T	12.250 151T	11.850 95T	71.050 154T
156T	9060	Samuel Solaro	World Cup	12.750 111T	10.750 151T	12.150 93T	13.350 25T	11.300 194T	10.700 177T	71.000 156T
156T	9154	Remy Fenrich	CRENSHAW'S - TX	12.700 118T	11.800 95T	12.200 89T	11.900 135T	12.200 153T	10.200 192	71.000 156T
158T	9101	Grant Cullen	Somersault	13.050 83T	9.150 193T	11.950 119T	12.850 49T	12.300 145*	11.600 113T	70.900 158T
158T	9037	Kyle Dempsey	World Class	12.750 111T	10.450 166T	11.550 158T	12.300 94T	12.300 145*	11.550 119T	70.900 158T
160	9026	Drew Helberg	BASEL'S - TX	12.350 155T	11.400 118T	11.750 141T	11.400 172T	12.000 170T	11.950 85T	70.850 160
161	9144	Brigham Youngstrom	Madison	12.150 173T	11.850 90T	10.550 194	11.700 150T	12.600 104T	11.900 89T	70.750 161
162T	9201	JT Anderson	M & M	12.550 140T	11.450 115T	11.700 145T	10.800 195T	12.650 99T	11.550 119T	70.700 162T
162T	9036	Dominic Tommasone	Premier Gym	12.500 145T	9.350 191	12.100 100T	11.650 156T	12.550 110T	12.550 37T	70.700 162T
164	9047	Asad Jooma	Tataru's	12.000 182T	10.450 166T	12.000 110T	12.500 77T	12.850 76T	10.800 174T	70.600 164
165	9141	Brandon Ngai	Byers Elk Grove	10.750 202	13.850 4	12.000 110T	11.550 161T	11.600 192T	10.700 177T	70.450 165
166T	9178	Brock Madewell	Langley	13.200 66T	10.000 184	11.800 136T	12.100 114T	12.900 71T	10.400 185T	70.400 166T
166T	9039	Alexander Fitzgerald	Tri Town	12.750 111T	9.050 195	12.000 110T	12.250 99T	12.400 134T	11.950 85T	70.400 166T
168T	9062	Parker Adamo	US Gym - Mahwah	11.950 185T	11.550 108T	11.250 176T	13.100 34T	11.850 180T	10.650 180T	70.350 168T

2013 JO Nationals

Meet Results - Level 9







May 1-5, 2013

Rank	Num	Name	Gym							AA
168T	9055	Sebastian Quiana	US Gym - Mahwah	12.900 97T	9.800 186	12.250 81T	12.550 72T	12.450 126T	10.400 185T	70.350 168T
170T	9103	Daniel Jeffery	Gym South	12.700 118T	10.100 182T	12.000 110T	10.600 199	12.650 99T	12.200 60T	70.250 170T
170T	9180	Jacob Burnett	Gymnastics Plus	12.350 155T	11.400 118T	11.600 153T	12.200 104T	11.900 176T	10.800 174T	70.250 170T
172	9152	Drew Huck	EAGLE'S WINGS - TX	11.500 200	11.000 142T	11.100 184T	11.400 172T	12.900 71T	12.300 55T	70.200 172
173	9190	Nicolino DiBattista	Upper Merion	13.250 62T	10.950 144T	12.050 105T	10.800 195T	11.700 189T	11.400 133T	70.150 173
174T	9104	Andrew Hess	Gallagher's	12.400 152T	12.050 74T	11.450 166T	11.150 185T	12.800 82T	10.150 193	70.000 174T
174T	9182	Zachary Mclean	Harpeth	12.300 164T	11.900 86T	11.750 141T	11.400 172T	11.750 184T	10.900 170	70.000 174T
176	9102	Ryan Orce	Sun Country	12.850 102T	8.350 197T	13.100 22T	11.600 160	13.450 24T	10.600 183	69.950 176
177T	9125	Zachary Peters	InterActive	12.750 111T	9.950 185	11.800 136T	13.300 28T	11.000 200	11.100 154T	69.900 177T
177T	9168	Samuel Penn	Top Flight - MD	12.000 182T	11.250 128T	10.600 193	11.550 161T	12.600 104T	11.900 89T	69.900 177T
179T	9046	Dane Lassetter	Cobb	11.750 192	10.100 182T	12.650 40T	11.650 156T	12.750 87T	10.950 164T	69.850 179T
179T	9011	Ayden Harward	SCATS	12.350 155T	11.250 128T	12.150 93T	11.150 185T	11.850 180T	11.100 154T	69.850 179T
181	9131	Colin Schwartz	Scamps	12.650 125T	12.300 50T	10.350 199	12.100 114T	11.200 198	11.100 154T	69.700 181
182	9024	Michael Lewis	SKY HIGH - TX	12.200 170T	10.900 146T	10.500 195T	13.550 19T	12.650 99T	9.750 199	69.550 182
183	9094	Corky Wilson	Queen City	12.150 173T	11.100 137T	10.450 197T	11.200 182T	12.450 126T	12.150 65T	69.500 183
184	9030	Brendan Niles	BG World Class	12.600 131T	9.700 187	11.650 151T	11.500 165T	12.700 95T	11.300 141T	69.450 184
185	9119	Collin DiPietro	CAPITAL	11.900 188	11.200 134T	11.300 175	11.300 179T	12.350 141T	11.350 135T	69.400 185
186	9040	Mitchell Monahan	Interstate Gymnastic	12.350 155T	10.300 173T	12.000 110T	12.000 124T	12.500 120T	9.950 198	69.100 186
187	9085	Rankin Hobbs	RIDGEWOOD - TX	10.900 201	11.400 118T	12.250 81T	11.400 172T	11.750 184T	11.350 135T	69.050 187
188	9142	Ryker Shaw	Madison	12.350 155T	9.150 193T	11.800 136T	11.900 135T	12.100 161T	11.500 124T	68.800 188
189	9186	Jack Stockton	GK	12.750 111T	8.150 199	11.800 136T	12.350 89T	11.900 176T	11.800 98T	68.750 189
190	9147	Daniel Tu-Tygrs	Danik	13.100 74T	10.600 160T	10.950 187	11.650 156T	12.300 145T	10.100 194T	68.700 190
191T	9022	Nicholas Bishop	BART CONNER - OK	12.700 118T	11.550 108T	10.800 189T	11.350 176T	12.950 66T	9.300 201	68.650 191T
191T	9200	Perry Devlin	M & M	12.600 131T	10.800 149T	10.850 188	11.100 190	11.850 180T	11.450 128T	68.650 191T

2013 JO Nationals

Meet Results - Level 9

May 1-5, 2013

Rank	Num	Name	Gym							AA
193	9198	Ray Harris	GTC-MI	12.550 140T	10.150 180T	10.450 197T	11.950 128T	12.400 134T	11.050 159T	68.550 193
194	9093	Matthew Martin	Hocking Valley	12.550 140T	11.350 124T	11.600 153T	10.650 198	12.000 170T	10.350 187	68.500 194
195	9123	Bradley Smith	Surgents	12.050 178T	10.700 154T	11.500 161T	10.500 200	11.900 176T	11.600 113T	68.250 195
196	9061	Justus Hyde	HGA GYMMASTERS - TX	11.650 196T	8.350 197T	12.650 40T	11.800 143T	12.850 76T	10.700 177T	68.000 196
197	9048	Christopher Hart	FGTC	11.950 185T	10.400 170T	11.500 161T	10.900 193	12.050 167T	11.000 161T	67.800 197
198	9165	Griffin Olis	GTC-MI	13.000 88T	10.450 166T	9.550 201	11.500 165T	11.950 175	10.850 171T	67.300 198
199	9148	Aaron Swanson	MAC	13.600 31T	5.500 202	11.600 153T	11.150 185T	13.050 53T	11.950 85T	66.850 199
200	9057	Matthew Blahyj	RGA	13.050 83T	5.750 201	12.400 65T	11.950 128T	11.750 184T	11.700 105T	66.600 200
201	9058	Samuel Solomon	Preston	12.400 152T	6.850 200	11.150 180T	10.850 194	11.050 199	11.650 110T	63.950 201
202	9134	David Eurell	Surgents	13.700 29T	12.200 63T	0.000 202T	11.200 182T	0.000 202T	0.000 202T	37.100 202
203	9111	Coleson Stodghill	5280- North	0.000 203	0.000 203	0.000 202T	0.000 203	0.000 202T	0.000 202T	0.000 203