







2013 JO Nationals

Level 8 Regional Team Results

May 1-5, 2013

Rank	Gym	Team	Score						
1	Team R1	R1	376.750	65.750 1	60.150 1	63.500 1	62.150 2	62.850 3	62.350 1
2	Team R5	R5	372.000	63.550 2	59.100 2	63.000 3	61.650 3	63.000 1T	61.700 2
3	Team R3	R3	371.150	62.800 3	58.600 3	63.400 2	62.450 1	62.500 4	61.400 3
4	Team R6	R6	363.800	60.950 8	58.250 4	61.600 4	60.550 5	63.000 1T	59.450 5
5	Team R7	R7	360.250	62.750 4	56.050 6	60.250 7	61.350 4	60.550 8	59.300 6T
6	Team R8	R8	358.950	61.250 6	56.100 5	61.050 5	59.900 6	61.650 5	59.000 8
7	Team R2	R2	355.000	61.100 7	54.800 8	60.500 6	58.400 8	60.650 7	59.550 4
8	Team R9	R9	354.400	62.000 5	55.050 7	58.850 8	58.500 7	60.700 6	59.300 6T
9	Team R4	R4	348.600	60.000 9	54.000 9	58.650 9	57.800 9	60.250 9	57.900 9

2013 JO Nationals

Level 8 Regional Team Results







May 1-5, 2013

Page: 1

Printed: 5/3/2013 9:12 PM

Men / 8 / 11-12 yrs

Session: 48A,48B,49A,49B,58A,58B,59A,59B,68A,68B,69A,69B

Rank	Gym	Team	Score						
1	Team R1	R1	376.750	65.750 1	60.150 1	63.500 1	62.150 2	62.850 3	62.350 1
	8059 Nikita Bolotsky			13.500	12.100	13.400	12.700	12.650	12.550
	8060 Brandon Briones			13.450	12.600	12.600	12.700	12.700	
	8006 Matthew Geuy			13.300					
	8003 Blake Wilson			12.850		12.450	12.300	12.250	
	8000 Brandon Hsu			12.650			12.100		12.650
	8061 Gavin LaRoche				12.200	12.500		12.850	
	8007 Evan Bock				11.650				
	8065 Zion English				11.600				
	8066 Brady Yamamoto					12.550			
	8120 Dylan Young						12.350		12.600
	8054 Taka Giese							12.400	
	8002 Jordan Williams								12.300
	8001 Cory Smith								12.250
2	Team R5	R5	372.000	63.550 2	59.100 2	63.000 3	61.650 3	63.000 1T	61.700 2
	8129 Jonathan Suarez			13.550		12.600	13.100		12.350
	8085 Evan Perreault			12.700	11.750	12.650		12.450	
	8139 Jack Gordon			12.500					
	8141 Cameron Rosin			12.450					
	8080 Jacob Yehling			12.350	11.550		12.350	12.350	12.400
	8081 Dylan Hughes				12.100	12.800		13.000	12.350
	8131 Evan Ng				12.100		12.100		12.200
	8057 Caleb Ercoli				11.600		11.900		
	8130 Paul Juda					12.500		12.850	12.400
	8083 Nick Smiley					12.450			
	8090 Austin Jones						12.200	12.350	
3	Team R3	R3	371.150	62.800 3	58.600 3	63.400 2	62.450 1	62.500 4	61.400 3
	8015 Khalil Jackson			13.000	12.650	12.950	12.200		12.050
	8018 Mathew Davis			12.700	11.400	13.200	12.800	12.350	12.600
	8016 David Pochinka			12.400	12.500		12.700	13.150	12.350
	8024 Lazarus Barnhill			12.350	11.000			12.350	
	8025 Cade Muldrow			12.350					12.150
	8017 Eric Deluna				11.050	12.700	12.600	12.450	
	8076 James Hastings					12.350			
	8078 Paden Davisson					12.200		12.200	
	8075 London Phu						12.150		
	8023 Ian Gunther								12.250

2013 JO Nationals

Level 8 Regional Team Results







May 1-5, 2013

Page: 2

Printed: 5/3/2013 9:12 PM

Men / 8 / 11-12 yrs







Session: 48A,48B,49A,49B,58A,58B,59A,59B,68A,68B,69A,69B

Rank	Gym	Team	Score						
4	Team R6	R6	363.800	60.950	58.250	61.600	60.550	63.000	59.450
				8	4	4	5	1T	5
	8097	Wolfgang Personeus		12.450	11.700				
	8094	Craig Reardon		12.300	11.050	12.100	12.650	13.100	12.200
	8098	Sam Roach		12.200	11.450		11.900		
	8142	Dylan LeClair		12.000	11.800		11.900	12.300	11.850
	8096	Liam Doherty-Herwitz		12.000		12.300	11.900	12.550	
	8093	Daniel Clark			12.250	12.500		12.400	11.900
	8144	Alex Schechtma				12.600			
	8095	Jacob Green				12.100			11.750
	8100	Aidan Cuy					12.200	12.650	
	8143	Zachary Johnson							11.750
5	Team R7	R7	360.250	62.750	56.050	60.250	61.350	60.550	59.300
				4	6	7	4	8	6T
	8040	Kevin Penev		13.100		11.750			12.050
	8038	Andrew Capobianco		12.800			12.200	11.950	
	8013	Devin Trinter		12.350				12.250	
	8112	Graham Shaw		12.250					
	8113	Chase Clingman		12.250				12.300	
	8111	Thomas Walsh			11.500				
	8043	Evan Kriley			11.250				
	8073	Zachary Mitchell			11.250				11.550
	8169	Colby Carmichael			11.100	12.000			
	8071	Dhiren Lutchman			10.950				11.900
	8070	Eric Lung				12.400		12.000	
	8072	Andrew Lyubovsky				12.300	12.650		
	8014	Miles Miller				11.800			
	8069	Max Gerber					12.350		12.250
	8042	Ian Fletcher					12.100		
	8146	Marcus Valiente					12.050		
	8034	Cade Solito						12.050	
	8109	Eric Manning							11.550

2013 JO Nationals

Level 8 Regional Team Results







May 1-5, 2013

Rank	Gym	Team	Score						
6	Team R8	R8	358.950	61.250 6	56.100 5	61.050 5	59.900 6	61.650 5	59.000 8
	8035 Nicholas Stigall			12.750	11.700		12.150		11.850
	8101 Nicholas Handley			12.200			11.700		
	8154 Andrew Rivera			12.200	11.050	12.000			
	8148 Collin Hickey			12.050	10.950		11.800	12.350	
	8037 Edward Silvestar			12.050		12.350			
	8152 Justin Ah Chow				11.250		11.950	12.200	11.850
	8151 Noah Everett				11.150				
	8149 Ryan Helgason					12.450			
	8153 Joe Rabaja					12.150			
	8156 Andy Rodriguez					12.100			
	8147 Brody Malone						12.300	12.300	11.550
	8157 Joshua Waters							12.450	
	8150 David Willett							12.350	11.900
	8155 Stewart Brown								11.850
7	Team R2	R2	355.000	61.100 7	54.800 8	60.500 6	58.400 8	60.650 7	59.550 4
	8068 Garrett Braunton			13.200	9.450	12.600		12.450	11.900
	8067 Troy Jenkins Jr			12.300	11.300	12.950	11.950	12.400	11.600
	8010 Spencer Goodell			12.100	12.250	11.850	11.900	12.000	11.950
	8127 Gabriel Hotchkiss			11.950	11.000		11.700	11.800	
	8126 Brady Taylor			11.550	10.800		11.550		
	8011 Austin Kirk					11.550			12.150
	8012 Blaine Davis					11.550	11.300	12.000	11.950
8	Team R9	R9	354.400	62.000 5	55.050 7	58.850 8	58.500 7	60.700 6	59.300 6T
	8102 Vitaly Guimaraes			13.350	11.450	11.850	12.500		11.950
	8105 Vadim Galchenko			12.350	10.650			12.000	11.500
	8039 Dillan King			12.250	10.800	12.500	11.600	13.000	12.750
	8104 Patrick Vaughan			12.150			11.100	11.700	
	8106 Derek Stark			11.900	10.700	11.500	11.900	12.100	11.450
	8103 Jake Sawyer				11.450	11.400		11.900	11.650
	8168 Logan Anderson					11.600			
	8107 Dallen Farnsworth						11.400		

2013 JO Nationals

Level 8 Regional Team Results

May 1-5, 2013

Rank	Gym	Team	Score						
9	Team R4	R4	348.600	60.000	54.000	58.650	57.800	60.250	57.900
				9	9	9	9	9	9
	8174	PJ Lenz		12.250	10.850	11.950	11.450		
	8175	Blake Wright		12.200	10.450	11.950		11.950	
	8176	Michell Conzemius		11.900			11.700		11.550
	8117	Alexander Resendiz		11.850		11.550	11.450	12.450	11.900
	8053	Jacob Biller		11.800			11.500		
	8051	Jacob Randall			11.250				
	8119	Nicholas Dorshak			10.900				
	8115	Nicholas Landstrom			10.550			12.200	11.300
	8049	Erik Dahl				11.700			
	8050	Daryn Strub				11.500	11.700	11.900	11.650
	8116	Logan Ciocarelli						11.750	
	8118	Jack Riker							11.500