







2013 JO Nationals

Level 10 SR Regional Team Results







May 1-5, 2013

Rank	Gym	Team	Score						
1	Team R1	R1	427.650	71.650 4	67.550 2	71.150 3	74.450 1	72.350 1	70.500 1
2	Team R5	R5	423.550	72.350 2	68.200 1	72.050 1	72.350 5	69.050 3	69.550 2
3	Team R7	R7	418.050	72.050 3	63.550 6T	71.400 2	73.750 3	69.900 2	67.400 4
4	Team R3	R3	417.600	71.250 5	63.550 6T	70.550 4	74.000 2	68.750 4	69.500 3
5	Team R8	R8	417.150	72.700 1	67.050 3	69.200 6	73.350 4	67.850 5	67.000 5
6	Team R9	R9	408.000	70.100 6	66.150 4	70.100 5	68.350 8T	66.800 8	66.500 6
7	Team R4	R4	398.150	65.650 8T	64.950 5	66.900 8	69.750 6	66.900 7	64.000 7
8	Team R2	R2	397.800	69.500 7	61.250 9	66.450 9	69.200 7	67.650 6	63.750 8
9	Team R6	R6	391.800	65.650 8T	63.100 8	67.100 7	68.350 8T	65.800 9	61.800 9

2013 JO Nationals

Level 10 SR Regional Team Results







May 1-5, 2013

Rank	Gym	Team	Score						
1	Team R1	R1	427.650	71.650 4	67.550 2	71.150 3	74.450 1	72.350 1	70.500 1
	1058	Travis Gollott		15.050	13.600		15.200	14.000	
	1059	Alex Powarzynski		14.900	13.300	14.200	15.300	15.050	13.850
	1117	Yordan Aleksandrov		13.950		13.900		14.700	14.900
	1116	Andrew Botto		13.950		14.200	14.750		
	1001	Joshua Law		13.800					
	1115	Drew Willoughby			13.950			14.500	13.750
	1171	Allan Bower			13.650	14.800	14.600		14.000
	1123	Piercen Davis			13.050				
	1006	Jonathan Chin				14.050			
	1002	Nathan Tsuji					14.600	14.100	
	1118	Nathaniel Ramil							14.000
2	Team R5	R5	423.550	72.350 2	68.200 1	72.050 1	72.350 5	69.050 3	69.550 2
	1021	Matthew Foster		15.050	14.000	14.050	14.450	13.700	14.150
	1140	Taylor Smith		14.450					
	1136	Christopher Stephenson		14.300			14.650	13.650	13.950
	1078	Connor Adamsick		14.300					
	1135	Andrew McCabe		14.250	13.350		14.250		
	1138	Keith Kohn			14.100	14.050			
	1139	Andrew Misiolek			13.600				
	1075	Christopher Coombs			13.150	14.400			
	1072	Andrew Rickly				14.900	13.850	13.750	13.900
	1137	Jordan Declerk				14.650		14.250	
	1022	Anthony Mills					15.150		
	1141	Joseph Pritts						13.700	
	1076	Leo Genders							13.950
	1081	J.D. Allsup							13.600
3	Team R7	R7	418.050	72.050 3	63.550 6T	71.400 2	73.750 3	69.900 2	67.400 4
	1160	Akash Modi		14.900	14.100	15.300	15.050	15.650	14.250
	1085	Bryce Sampson		14.500	12.450	13.950		13.400	12.950
	1149	Anthony Stefanelli		14.350			15.200		13.450
	1098	Dominic DiFulvio		14.250	12.250	14.700		13.300	
	1046	Justin Valentin		14.050			14.800	14.450	13.250
	1104	Sam Massa			12.400				
	1099	Wyatt La Pointe			12.350	14.000			
	1172	Brandon Valdes				13.450	14.300		
	1084	Daniel Button					14.400		13.500
	1101	Sean Quinn						13.100	

2013 JO Nationals

Level 10 SR Regional Team Results







May 1-5, 2013

Rank	Gym	Team	Score						
4	Team R3	R3	417.600	71.250 5	63.550 6T	70.550 4	74.000 2	68.750 4	69.500 3
	1066 Taylor Seaton			15.000			14.950		
	1015 Meyer Williams			14.900	12.350	13.800	14.800	13.700	14.100
	1016 Aaron Nubine			14.100		13.700	14.850		
	1068 Aria Sabbagh			13.650	12.600			13.950	13.950
	1065 Lee Grogan			13.600	12.800		14.900	13.800	14.100
	1067 Mitchell Soukup				13.100	14.700			
	1018 Sutton Hendrix				12.700				
	1017 William Knox					14.550		13.800	13.600
	1133 Reese Ricket					13.800			
	1070 Joshua Smith						14.500		
	1132 Jacob Davies							13.500	13.750
5	Team R8	R8	417.150	72.700 1	67.050 3	69.200 6	73.350 4	67.850 5	67.000 5
	1037 Chandler Eggleston			15.450	13.600	13.300	15.700	13.800	
	1093 Jacob Thurber			14.900					
	1039 Christian McSwain			14.500	14.050				13.400
	1151 Malik DePasquale			14.100			14.150		
	1152 Cole Jepsen			13.750					
	1150 Benjamin Elek				13.350		14.550		13.300
	1088 Antonio Castro				13.300	14.550		13.400	14.000
	1038 Robert Meyer				12.750	13.550			
	1092 Cody Teaney					14.400		13.700	
	1153 DJ Carr					13.400	14.850		
	1089 Derick Thompson						14.100		
	1040 Samuel Kusnitz							13.650	
	1094 Josh Dieker							13.300	
	1091 Chase Cannon								13.150
	1090 Bobby Jacobs								13.150
6	Team R9	R9	408.000	70.100 6	66.150 4	70.100 5	68.350 8T	66.800 8	66.500 6
	1096 Jacob Dastrup			14.950	14.700	14.800	14.200	14.000	14.500
	1156 Casey Polizzotto			14.200		13.650	14.750	12.900	12.950
	1097 Zachariah Watson			13.900			13.100		12.800
	1043 Ty Loughridge			13.550	12.800			13.000	13.200
	1170 Tanner Nudd			13.500	13.050	13.650		13.450	13.050
	1157 Marcos Ripoll-Bunn				13.100				
	1041 Dimitri Floryance				12.500	14.500	13.000		
	1042 Mark Traybal					13.500			
	1159 Jeffrey Andony						13.300		
	1044 Brandon Hardy							13.450	

2013 JO Nationals

Level 10 SR Regional Team Results

May 1-5, 2013

Rank	Gym	Team	Score						
7	Team R4	R4	398.150	65.650 8T	64.950 5	66.900 8	69.750 6	66.900 7	64.000 7
	1167	Dmitri Belanovski		15.100	13.800	15.800	14.900	15.050	15.150
	1168	AJ Sandberg		13.300					11.050
	1109	Caleb Walters		12.950		12.150	13.300		
	1055	Matthew Mejia		12.250	12.400	12.200	14.200	12.550	11.700
	1107	Zach Liebler		12.050	12.400	13.800	14.800	14.000	13.800
	1169	Andrew Klump			14.150				
	1053	Michael Francis			12.200		12.550	12.950	12.300
	1111	Dylan Darst				12.950			
	1110	Micah Wong						12.350	
8	Team R2	R2	397.800	69.500 7	61.250 9	66.450 9	69.200 7	67.650 6	63.750 8
	1130	Alex Danzer		14.250	11.450		13.300	13.350	
	1131	Jonathan Stogdill		14.200					
	1129	Logan Melander		13.800	13.200	13.350	14.300		13.200
	1011	Banks Hall		13.750		14.300	14.150	13.950	
	1051	Xiao Liang		13.500					
	1010	Patrick Casey			12.650	12.750		13.000	12.450
	1012	Ryan Wilson			12.350	12.850			
	1063	Max Soifer			11.600			13.450	12.650
	1013	Nathaniel Swanson				13.200			13.000
	1064	Brandon Waller					13.900	13.900	
	1014	Conor Sheehy					13.550		
	1050	Walker Hopkins							12.450
9	Team R6	R6	391.800	65.650 8T	63.100 8	67.100 7	68.350 8T	65.800 9	61.800 9
	1144	Mark Springett		13.650	13.200	13.900	14.400	14.000	12.200
	1032	Dean Kopp		13.450					
	1030	Jonathan Lerch		13.000	12.550	13.700		13.050	12.400
	1145	Brian Manning		12.800		14.300	13.650		
	1082	Jeremy Munn		12.750			14.450	12.800	12.300
	1146	William White			12.750				
	1083	Franz Card			12.450	13.050			12.300
	1031	Alexander Campagnone			12.150				
	1148	Wayne Saya				12.150		12.850	12.600
	1173	Brian Beauvais					13.000		
	1033	Griffin Antle					12.850		
	1147	Evan Jones						13.100	