

# 2013 P&G Championships - Men Day 1







## Meet Results

Aug 16, 2013

Men / J7

Session: 1M







Judge's Signatures

Rank	Num	Name	Gym							AA
1	77	Jacob Dastrup	U.S.O.T.C.	Diff: 6.100	5.700	5.400	5.600	5.800	5.300	
				Exec: 8.800	8.250	8.100	9.150	7.800	8.550	
				ND: .	.	.	-0.100	.	.	
				Final: 14.900	13.950	13.500	14.650	13.600	13.850	84.450
				Place: 1	1	3	2	4	2T	1
2	10	Dmitri Belanovski	Swiss Turners	Diff: 5.800	5.600	5.200	5.200	5.300	5.400	
				Exec: 8.500	7.650	8.450	8.800	8.600	7.300	
				ND: .	.	.	.	.	.	
				Final: 14.300	13.250	13.650	14.000	13.900	12.700	81.800
				Place: 2	3T	2	6T	1T	11T	2
3	21	Andrew Rickly	Hocking Valley	Diff: 5.200	5.100	5.000	4.400	5.600	5.400	
				Exec: 8.700	7.750	8.300	9.050	8.300	8.550	
				ND: .	.	.	-0.100	.	.	
				Final: 13.900	12.850	13.300	13.350	13.900	13.950	81.250
				Place: 4T	5	6	11	1T	1	3
4	52	Alex Powarzynski	SCATS	Diff: 5.600	4.300	5.100	5.200	4.900	5.300	
				Exec: 7.750	8.300	7.700	9.000	8.250	8.000	
				ND: .	.	.	.	.	.	
				Final: 13.350	12.600	12.800	14.200	13.150	13.300	79.400
				Place: 7	6	9T	5	7	6	4
5	71	Jordan DeClerk	Aerial	Diff: 5.200	4.100	5.200	4.400	4.800	4.600	
				Exec: 8.200	7.550	8.950	8.900	8.700	8.800	
				ND: -0.100	.	.	.	.	.	
				Final: 13.300	11.650	14.150	13.300	13.500	13.400	79.300
				Place: 8	13	1	12T	5	5	5
6	27	Matt Foster	Univ of Illinois	Diff: 5.600	5.300	4.800	4.800	4.200	4.400	
				Exec: 7.550	8.400	8.650	9.200	7.650	8.700	
				ND: -0.100	.	.	.	.	.	
				Final: 13.050	13.700	13.450	14.000	11.850	13.100	79.150
				Place: 11	2	4	6T	16	7T	6
7	38	Chandler Eggleston	Univ of Illinois	Diff: 6.100	4.200	4.600	5.600	5.000	5.200	
				Exec: 8.250	7.100	7.900	8.400	7.700	8.650	
				ND: -0.300	.	.	.	.	.	
				Final: 14.050	11.300	12.500	14.000	12.700	13.850	78.400
				Place: 3	14	15	6T	11	2T	7
8	80	Taylor Seaton	WOGA Plano	Diff: 5.500	3.700	4.700	5.600	4.600	4.900	
				Exec: 8.500	7.000	8.450	9.100	8.700	7.400	
				ND: -0.100	.	.	.	.	.	
				Final: 13.900	10.700	13.150	14.700	13.300	12.300	78.050
				Place: 4T	15	7	1	6	13	8
9	70	Lee Grogan	Champions	Diff: 5.400	5.000	4.900	5.200	4.900	4.700	
				Exec: 7.450	7.300	7.850	9.150	8.100	8.400	
				ND: -0.600	.	.	-0.100	.	.	
				Final: 12.250	12.300	12.750	14.250	13.000	13.100	77.650
				Place: 13	7T	11	4	8	7T	9
10	91	Allan Bower	Xtreme	Diff: 5.300	5.000	4.900	5.600	5.300	4.900	
				Exec: 7.300	7.300	8.150	8.000	8.400	6.600	
				ND: .	.	.	.	.	.	
				Final: 12.600	12.300	13.050	13.600	13.700	11.500	76.750
				Place: 12	7T	8	10	3	15	10

# 2013 P&G Championships - Men Day 1

## Meet Results

Aug 16, 2013

Rank	Num	Name	Gym								AA
11	35	Christopher Stephenson	Air Force	Diff: 5.000	4.600	4.500	3.600	5.100	4.700		
				Exec: 8.100	7.550	8.300	9.100	7.850	8.250		
				ND:							
				Final: 13.100	12.150	12.800	12.700	12.950	12.950	76.650	
				Place: 9T	9	9T	16	9T	9	11	
12	61	John Meyer Williams	Ridgewood	Diff: 5.300	3.000	4.700	4.800	4.100	4.300		
				Exec: 7.900	7.350	8.650	9.500	8.400	8.550		
				ND: -0.100							
				Final: 13.100	10.350	13.350	14.300	12.500	12.850	76.450	
				Place: 9T	17	5	3	13	10	12	
13	45	Christian McSwain	Highpoint	Diff: 5.000	4.900	3.500	4.400	4.300	3.300		
				Exec: 6.850	8.350	8.650	8.850	8.650	8.400		
				ND:							
				Final: 11.850	13.250	12.150	13.250	12.950	11.700	75.150	
				Place: 15	3T	16	14	9T	14	13	
14	72	Andrew Botto	Univ of Iowa	Diff: 4.000	4.600	5.000	4.800	5.000	4.800		
				Exec: 7.950	7.350	7.650	9.150	7.000	7.900		
				ND:			-0.100				
				Final: 11.950	11.950	12.650	13.850	12.000	12.700	75.100	
				Place: 14	10	14	9	15	11T	14	
15	34	Andrew McCabe	Aerial	Diff: 5.000	5.300	4.200	4.400	4.200	3.800		
				Exec: 8.600	6.400	8.500	8.750	8.400	6.100		
				ND:							
				Final: 13.600	11.700	12.700	13.150	12.600	9.900	73.650	
				Place: 6	12	12T	15	12	17	15	
16	23	Dominic DiFulvio	Blaze	Diff: 4.800	4.600	5.600	4.800	4.800	4.300		
				Exec: 7.000	5.950	6.100	9.100	7.350	7.100		
				ND: -0.100			-0.600				
				Final: 11.700	10.550	11.700	13.300	12.150	11.400	70.800	
				Place: 16	16	17	12T	14	16	16	
17	89	Drew Willoughby	Stanford Boy's	Diff: 0.000	4.300	4.800	0.000	4.700	4.700		
				Exec: 0.000	7.450	7.900	0.000	6.250	8.900		
				ND:							
				Final: 0.000	11.750	12.700	0.000	10.950	13.600	49.000	
				Place: 17	11	12T	17	17	4	17	