

2012 Men's National Qualifier







Meet Results

May 5, 2012

Men / SR

Session: 2







Judge's Signatures

Rank	Num	Name	Gym							AA
1	60	John Orozco	U.S.O.T.C.	Diff: 6.000	6.400	6.300	6.600	6.600	6.400	
				Exec: 8.750	8.750	8.650	9.350	9.000	8.950	
				ND:						
				Final: 14.750	15.150	14.950	15.950	15.600	15.350	91.750
				Place: 3T	1T	2	3*	1	1T	1
2	2	Joshua Dixon	U.S.O.T.C.	Diff: 6.500	5.600	5.500	6.800	5.900	6.500	
				Exec: 8.550	7.950	8.300	8.750	8.550	8.850	
				ND:			-0.300			
				Final: 15.050	13.550	13.800	15.250	14.450	15.350	87.450
				Place: 1*	10	6	11	6	1T	2
3	30	Jake Martin	U.S.O.T.C.	Diff: 6.000	5.500	5.200	6.200	5.500	5.900	
				Exec: 8.750	8.750	8.500	9.350	8.900	8.550	
				ND:						
				Final: 14.750	14.250	13.700	15.550	14.400	14.450	87.100
				Place: 3T	5	8	7	7	5	3
4	19	Alexander Buscaglia	Stanford	Diff: 6.500	4.800	5.700	6.800	6.100	6.200	
				Exec: 8.550	8.100	8.150	9.500	8.050	8.450	
				ND:						
				Final: 15.050	12.900	13.850	16.300	14.150	14.650	86.900
				Place: 1*	12T	5	1	10T	4	4
5	15	Andrew Elkind	U.S.O.T.C.	Diff: 5.800	5.100	5.200	6.600	6.200	5.700	
				Exec: 8.850	7.800	8.150	9.400	8.050	7.050	
				ND:			-0.300			
				Final: 14.650	12.900	13.350	15.700	14.250	12.750	83.600
				Place: 5	12T	11T	6	9	14	5
6	42	Ryan Lieberman	Stanford	Diff: 5.800	5.800	5.500	6.200	6.600	4.900	
				Exec: 8.350	8.100	7.850	9.150	8.750	5.650	
				ND:						
				Final: 14.150	13.900	13.350	15.350	15.350	10.550	82.650
				Place: 8T	7	11T	10	2	20	6
7	82	Matthew Loochtan	Buffalo Grove	Diff: 5.300	4.900	5.000	6.200	4.600	4.200	
				Exec: 8.850	6.800	7.750	9.250	8.300	8.850	
				ND:						
				Final: 14.150	11.700	12.750	15.450	12.900	13.050	80.000
				Place: 8T	20	19	8	20	10	7
8	47	Ellis Mannon	Univ of Minnesota	Diff: 5.000	6.000	4.900	6.200	4.900	5.100	
				Exec: 8.200	8.900	8.250	8.800	7.500	5.850	
				ND:			-0.300			
				Final: 13.200	14.900	13.150	14.700	12.400	10.950	79.300
				Place: 21	3	14	17	24T	19	8
9	36	Sean Johnston	St. Charles	Diff: 5.400	4.600	4.700	6.600	5.100	4.600	
				Exec: 7.900	5.000	8.100	8.800	7.700	6.900	
				ND:						
				Final: 13.300	9.600	12.800	15.400	12.800	11.500	75.400
				Place: 20	22	18	9	21T	16T	9
10	21	Tanner Dowell	Byers-Elk Grove	Diff: 5.200	4.400	4.400	5.000	4.700	4.400	
				Exec: 8.450	6.400	7.600	8.750	8.100	7.100	
				ND:		-0.300				
				Final: 13.650	10.800	11.700	13.750	12.800	11.500	74.200
				Place: 15T	21	22	21T	21T	16T	10

2012 Men's National Qualifier

Meet Results







May 5, 2012

Rank	Num	Name	Gym							AA
11	64	Miguel Pineda	Penn State	Diff: 5.500	5.700	6.300	5.800	5.600	0.000	
				Exec: 7.900	8.000	8.350	8.650	8.900	0.000	
				ND: _____	_____	_____	-0.100	_____	_____	
				Final: 13.400	13.700	14.650	14.350	14.500	0.000	70.600
				Place: 17T	9	3	19	5	21*	11
12	58	Alessandri Bubnov	Univ of Michigan	Diff: 5.000	3.900	5.500	6.200	4.800	0.000	
				Exec: 8.400	8.450	8.950	8.850	8.450	0.000	
				ND: _____	_____	_____	_____	_____	_____	
				Final: 13.400	12.350	14.450	15.050	13.250	0.000	68.500
				Place: 17T	15	4	14T	19	21*	12
13	28	Jordan Gaarenstrom	Univ of Michigan	Diff: 0.000	5.600	5.900	5.400	5.000	3.400	
				Exec: 0.000	7.600	7.650	9.350	8.900	8.050	
				ND: _____	_____	_____	_____	_____	_____	
				Final: 0.000	13.200	13.550	14.750	13.900	11.450	66.850
				Place: 26*	11	9T	16	13T	18	13
14	73	Joshua Ungar	Univ of Nebraska	Diff: 5.200	4.300	0.000	6.200	4.400	5.500	
				Exec: 8.300	7.800	0.000	7.650	8.250	7.900	
				ND: -0.100	_____	_____	-0.100	_____	_____	
				Final: 13.400	12.100	0.000	13.750	12.650	13.400	65.300
				Place: 17T	18	24*	21T	23	7	14
15	8	Wyatt Baier	Univ of Nebraska	Diff: 5.500	0.000	5.000	6.600	4.600	0.000	
				Exec: 8.750	0.000	7.900	9.500	8.950	0.000	
				ND: -0.100	_____	_____	_____	_____	_____	
				Final: 14.150	0.000	12.900	16.100	13.550	0.000	56.700
				Place: 8T	23*	17	2	16T	21*	15
16	4	Wyatt Aycock	Univ of Nebraska	Diff: 5.300	5.600	0.000	6.200	5.200	0.000	
				Exec: 8.400	6.400	0.000	9.000	8.900	0.000	
				ND: _____	_____	_____	_____	_____	_____	
				Final: 13.700	12.000	0.000	15.200	14.100	0.000	55.000
				Place: 13T	19	24*	12	12	21*	16
17	61	M. Parker Raque	Penn State	Diff: 6.100	0.000	6.000	6.600	0.000	5.300	
				Exec: 7.800	0.000	7.050	9.150	0.000	6.600	
				ND: _____	_____	_____	_____	_____	_____	
				Final: 13.900	0.000	13.050	15.750	0.000	11.900	54.600
				Place: 12	23*	16	5	26*	15	17
18	17	Justin Ebueng	Byers-Elk Grove	Diff: 0.000	0.000	4.400	6.600	5.000	5.100	
				Exec: 0.000	0.000	8.150	8.550	8.550	7.900	
				ND: _____	_____	_____	-0.100	_____	_____	
				Final: 0.000	0.000	12.550	15.050	13.550	13.000	54.150
				Place: 26*	23*	21	14T	16T	11	18
19	69	Steven Jaciuk	Univ of Minnesota	Diff: 5.300	0.000	5.100	0.000	5.500	5.500	
				Exec: 5.550	0.000	8.000	0.000	8.400	8.650	
				ND: -0.100	_____	_____	_____	_____	_____	
				Final: 10.750	0.000	13.100	0.000	13.900	14.150	51.900
				Place: 24	23*	15	23*	13T	6	19
20	44	Logan Bradley	St. Charles	Diff: 5.100	6.000	0.000	0.000	4.800	4.500	
				Exec: 6.850	7.750	0.000	0.000	7.600	8.400	
				ND: _____	_____	_____	_____	_____	_____	
				Final: 11.950	13.750	0.000	0.000	12.400	12.900	51.000
				Place: 23	8	24*	23*	24T	12T	20

2012 Men's National Qualifier

Meet Results







May 5, 2012

Rank	Num	Name	Gym							AA
21	5	Zachary Chase	Univ of Minnesota	Diff: 5.600	0.000	5.600	6.600	0.000	0.000	
				Exec: 8.550	0.000	7.950	9.350	0.000	0.000	
				ND:						
				Final: 14.150	0.000	13.550	15.950	0.000	0.000	43.650
				Place: 8T	23*	9T	3*	26*	21*	21
22	38	Craig Hernandez	Penn State	Diff: 5.700	6.200	0.000	0.000	5.200	0.000	
				Exec: 8.650	8.950	0.000	0.000	8.550	0.000	
				ND:						
				Final: 14.350	15.150	0.000	0.000	13.750	0.000	43.250
				Place: 6T	1T	24*	23*	15	21*	22
23	68	Sean Bauer	Univ of Minnesota	Diff: 5.800	0.000	5.300	6.200	0.000	0.000	
				Exec: 8.550	0.000	7.400	8.900	0.000	0.000	
				ND:						
				Final: 14.350	0.000	12.700	15.100	0.000	0.000	42.150
				Place: 6T	23*	20	13	26*	21*	23
24	29	Ian Makowske	Univ of Michigan	Diff: 5.600	4.500	0.000	0.000	0.000	6.700	
				Exec: 8.100	8.150	0.000	0.000	0.000	8.500	
				ND:						
				Final: 13.700	12.650	0.000	0.000	0.000	15.200	41.550
				Place: 13T	14	24*	23*	26*	3	24
25	39	Eric Schryver	Univ of Nebraska	Diff: 0.000	5.700	0.000	0.000	5.000	5.100	
				Exec: 0.000	8.300	0.000	0.000	9.300	8.100	
				ND:						
				Final: 0.000	14.000	0.000	0.000	14.300	13.200	41.500
				Place: 26*	6	24*	23*	8	8	25
26	27	Michael Strathern	Univ of Michigan	Diff: 0.000	0.000	4.500	0.000	5.300	5.400	
				Exec: 0.000	0.000	8.800	0.000	8.850	7.700	
				ND:						
				Final: 0.000	0.000	13.300	0.000	14.150	13.100	40.550
				Place: 26*	23*	13	23*	10T	9	26
27	70	Ryan Johnston	St. Charles	Diff: 5.100	0.000	3.400	6.600	0.000	0.000	
				Exec: 8.550	0.000	6.200	7.650	0.000	0.000	
				ND:						
				Final: 13.650	0.000	9.600	14.250	0.000	0.000	37.500
				Place: 15T	23*	23	20	26*	21*	27
28	84	Adam Kern	Univ of Minnesota	Diff: 5.400	5.300	0.000	6.600	0.000	0.000	
				Exec: 4.950	7.000	0.000	7.950	0.000	0.000	
				ND: -0.300						
				Final: 10.050	12.300	0.000	14.550	0.000	0.000	36.900
				Place: 25	16T	24*	18	26*	21*	28
29	59	Samuel Mikulak	Univ of Michigan	Diff: 0.000	5.900	0.000	0.000	6.200	0.000	
				Exec: 0.000	8.650	0.000	0.000	9.050	0.000	
				ND:						
				Final: 0.000	14.550	0.000	0.000	15.250	0.000	29.800
				Place: 26*	4	24*	23*	3	21*	29
30	49	Sean Melton	U.S.O.T.C.	Diff: 0.000	4.800	0.000	0.000	5.600	0.000	
				Exec: 0.000	7.500	0.000	0.000	9.050	0.000	
				ND:						
				Final: 0.000	12.300	0.000	0.000	14.650	0.000	26.950
				Place: 26*	16T	24*	23*	4	21*	30

2012 Men's National Qualifier

Meet Results

May 5, 2012

Rank	Num	Name	Gym							AA
31	78	Donald Carper	Univ of Minnesota	Diff: 0.000	0.000	0.000	0.000	4.800	5.000	
				Exec: 0.000	0.000	0.000	0.000	8.600	7.900	
				ND:						
				Final: 0.000	0.000	0.000	0.000	13.400	12.900	26.300
				Place: 26*	23*	24*	23*	18	12T	31
32	71	Scott Rosenthal	Penn State	Diff: 0.000	0.000	6.800	0.000	0.000	0.000	
				Exec: 0.000	0.000	8.350	0.000	0.000	0.000	
				ND:						
				Final: 0.000	0.000	15.150	0.000	0.000	0.000	15.150
				Place: 26*	23*	1	23*	26*	21*	32
33	26	James Fosco	Stanford	Diff: 0.000	0.000	6.400	0.000	0.000	0.000	
				Exec: 0.000	0.000	7.350	0.000	0.000	0.000	
				ND:						
				Final: 0.000	0.000	13.750	0.000	0.000	0.000	13.750
				Place: 26*	23*	7	23*	26*	21*	33
34	55	Daniel Bronnenberg	Houston Gym Assoc	Diff: 4.900	0.000	0.000	0.000	0.000	0.000	
				Exec: 8.250	0.000	0.000	0.000	0.000	0.000	
				ND: -0.300						
				Final: 12.850	0.000	0.000	0.000	0.000	0.000	12.850
				Place: 22	23*	24*	23*	26*	21*	34
35	34	Glen Ishino	Cal Berkeley	Diff: 0.000	0.000	0.000	0.000	0.000	0.000	
				Exec: 0.000	0.000	0.000	0.000	0.000	0.000	
				ND:						
				Final: 0.000	0.000	0.000	0.000	0.000	0.000	0.000
				Place: 26*	23*	24*	23*	26*	21*	35