

2012 Men's National Qualifier







Meet Results

May 5, 2012

Men / SR

Session: 1







Judge's Signatures

Rank	Num	Name	Gym							AA
1	51	Edward Mesa	Universal	Diff: 5.700	5.500	5.700	6.200	6.200	6.400	
				Exec: 8.050	7.250	7.500	9.350	8.350	7.700	
				ND: _____	_____	_____	_____	_____	_____	
				Final: 13.750	12.750	13.200	15.550	14.550	14.100	83.900
				Place: 9	17	6T	3	3	1T	1
2	45	Jesse Glenn	SCATS	Diff: 5.400	5.200	5.100	6.200	5.300	5.800	
				Exec: 8.700	8.200	7.800	8.950	8.900	8.300	
				ND: -0.200	_____	_____	-0.100	_____	_____	
				Final: 13.900	13.400	12.900	15.050	14.200	14.100	83.550
				Place: 6	7*	10	12T	7	1T	2
3	85	Matthew Felleman	Penn State	Diff: 5.500	5.200	5.300	6.200	5.000	5.500	
				Exec: 8.600	8.300	7.550	9.150	8.850	8.300	
				ND: _____	_____	_____	_____	_____	_____	
				Final: 14.100	13.500	12.850	15.350	13.850	13.800	83.450
				Place: 5	6	11T	7T	12T	4	3
4	14	Trevor Howard	Hocking Valley	Diff: 6.100	4.800	5.800	6.600	5.900	4.600	
				Exec: 8.200	7.400	7.050	9.250	8.600	8.400	
				ND: _____	_____	_____	_____	_____	_____	
				Final: 14.300	12.200	12.850	15.850	14.500	13.000	82.700
				Place: 3	20	11T	2	4T	12	4
5	1	Wesley Haagensen	Univ of Illinois	Diff: 6.000	5.300	6.100	6.200	6.100	5.900	
				Exec: 8.350	7.700	6.700	8.750	7.350	6.750	
				ND: -0.100	_____	_____	_____	_____	_____	
				Final: 14.250	13.000	12.800	14.950	13.450	12.650	81.100
				Place: 4	13	13	15	17	18	5
6	72	Seung Tai Lee	Ohio State	Diff: 5.900	4.900	6.500	6.600	5.200	5.200	
				Exec: 7.700	7.100	7.800	8.750	8.650	5.950	
				ND: -0.100	_____	_____	-0.300	_____	_____	
				Final: 13.500	12.000	14.300	15.050	13.850	11.150	79.850
				Place: 10T	22	2	12T	12T	25T	6
7	52	David Frankl	USGDC II	Diff: 4.600	5.500	3.800	5.400	4.800	4.300	
				Exec: 8.450	8.400	6.750	8.400	8.950	8.950	
				ND: -0.100	_____	_____	_____	_____	_____	
				Final: 12.950	13.900	10.550	13.800	13.750	13.250	78.200
				Place: 16T	5	20	21	16	9	7
8	18	Chester Gaudaur	Sun Devil	Diff: 5.000	4.500	6.100	6.600	5.200	4.900	
				Exec: 7.950	7.050	7.050	7.450	8.050	8.250	
				ND: _____	_____	_____	_____	_____	_____	
				Final: 12.950	11.550	13.150	14.050	13.250	13.150	78.100
				Place: 16T	25	8	20	21	10	8
9	63	Ryan Kerr	Premier	Diff: 5.300	5.000	4.200	6.200	4.600	3.100	
				Exec: 7.600	7.250	7.800	9.250	9.400	6.900	
				ND: _____	_____	_____	_____	_____	_____	
				Final: 12.900	12.250	12.000	15.450	14.000	10.000	76.600
				Place: 18	19	15	4T	9T	27	9
10	79	Jeffrey Becker	Jenks	Diff: 5.400	5.200	4.600	5.400	4.900	5.100	
				Exec: 7.600	6.700	6.700	9.000	7.250	7.650	
				ND: _____	_____	_____	_____	_____	_____	
				Final: 13.000	11.900	11.300	14.400	12.150	12.750	75.500
				Place: 15	23	17	18	29	15T	10

2012 Men's National Qualifier

Meet Results







May 5, 2012

Rank	Num	Name	Gym							AA
11	77	Mackenzie Dow	Penn State	Diff: 5.800	5.600	0.000	6.600	5.800	5.600	
				Exec: 8.600	8.450	0.000	8.850	8.200	8.250	
				ND: _____	_____	_____	_____	_____	_____	
				Final: 14.400	14.050	0.000	15.450	14.000	13.850	71.750
				Place: 2	4	21*	4T	9T	3	11
12	48	Cameron Rogers	Univ of Illinois	Diff: 5.400	5.700	5.300	5.400	5.200	0.000	
				Exec: 7.450	7.550	8.300	8.800	8.600	0.000	
				ND: -0.100	_____	_____	_____	_____	_____	
				Final: 12.750	13.250	13.600	14.200	13.800	0.000	67.600
				Place: 20	10T	3	19	15	28*	12
13	35	Spencer Johnson	Cypress Academy	Diff: 5.300	5.200	4.400	6.200	0.000	5.300	
				Exec: 8.550	6.650	8.800	8.900	0.000	7.450	
				ND: _____	_____	_____	_____	_____	_____	
				Final: 13.850	11.850	13.200	15.100	0.000	12.750	66.750
				Place: 7	24	6T	9T	30*	15T	13
14	83	Daniel Khomenko	USGDC II	Diff: 4.900	4.100	4.700	6.600	4.700	0.000	
				Exec: 7.350	7.400	6.100	8.450	8.000	0.000	
				ND: _____	_____	_____	_____	_____	_____	
				Final: 12.250	11.500	10.800	15.050	12.700	0.000	62.300
				Place: 22T	26	19	12T	27	28*	14
15	24	Donald Yeager	Ohio Gym Inst	Diff: 0.000	5.500	5.000	4.600	4.600	4.700	
				Exec: 0.000	5.900	6.200	8.650	8.050	7.650	
				ND: _____	_____	_____	_____	_____	_____	
				Final: 0.000	11.400	11.200	13.250	12.650	12.350	60.850
				Place: 26*	27	18	23	28	20	15
16	41	Danell Leyva	Universal	Diff: 6.300	0.000	0.000	6.600	6.600	6.800	
				Exec: 8.250	0.000	0.000	9.400	8.950	6.700	
				ND: -0.100	_____	_____	_____	_____	_____	
				Final: 14.450	0.000	0.000	16.000	15.550	13.500	59.500
				Place: 1	32*	21*	1	1	7T	16
17	32	Randall Heflin	Cypress Academy	Diff: 4.900	5.800	0.000	6.600	5.800	0.000	
				Exec: 8.450	8.500	0.000	8.750	7.600	0.000	
				ND: _____	_____	_____	_____	_____	_____	
				Final: 13.350	14.300	0.000	15.350	13.400	0.000	56.400
				Place: 12T	3	21*	7T	18T	28*	17
18	75	Tyler Evans	Cal Sports	Diff: 5.500	0.000	0.000	6.200	5.400	4.800	
				Exec: 8.300	0.000	0.000	8.900	8.000	7.950	
				ND: _____	_____	_____	_____	_____	_____	
				Final: 13.800	0.000	0.000	15.100	13.400	12.750	55.050
				Place: 8	32*	21*	9T	18T	15T	18
19	6	Alexander Tighe	Temple	Diff: 4.900	4.900	0.000	0.000	5.700	5.200	
				Exec: 8.600	7.900	0.000	0.000	8.800	8.350	
				ND: _____	_____	_____	_____	_____	_____	
				Final: 13.500	12.800	0.000	0.000	14.500	13.550	54.350
				Place: 10T	15T	21*	24*	4T	5T	19
20	53	David Finning	Jenks	Diff: 5.700	0.000	0.000	5.400	5.300	5.500	
				Exec: 6.900	0.000	0.000	8.150	8.050	7.350	
				ND: _____	_____	_____	_____	_____	_____	
				Final: 12.600	0.000	0.000	13.550	13.350	12.850	52.350
				Place: 21	32*	21*	22	20	14	20

2012 Men's National Qualifier

Meet Results







May 5, 2012

Rank	Num	Name	Gym							AA
21	20	Adam Al-Rokh	Temple	Diff: 0.000	5.300	5.600	0.000	4.900	4.900	
				Exec: 0.000	7.800	7.900	0.000	8.000	6.900	
				ND:						
				Final: 0.000	13.100	13.500	0.000	12.900	11.800	51.300
				Place: 26*	12	4T	24*	25	23	21
22	76	Allan Malone	Temple	Diff: 5.700	4.400	0.000	5.400	0.000	5.300	
				Exec: 7.650	6.950	0.000	9.200	0.000	6.450	
				ND:						
				Final: 13.350	11.350	0.000	14.600	0.000	11.750	51.050
				Place: 12T	28	21*	16	30*	24	22
23	31	Wasef Burbar	Penn State	Diff: 5.600	5.200	0.000	0.000	5.500	5.800	
				Exec: 7.550	5.700	0.000	0.000	8.350	7.150	
				ND: -0.100						
				Final: 13.050	10.900	0.000	0.000	13.850	12.950	50.750
				Place: 14	30	21*	24*	12T	13	23
24	7	Tyler Schaal	Universal	Diff: 4.800	4.400	5.400	6.600	0.000	0.000	
				Exec: 7.200	5.400	8.100	8.500	0.000	0.000	
				ND:						
				Final: 12.000	9.800	13.500	15.100	0.000	0.000	50.400
				Place: 24	31	4T	9T	30*	28*	24
25	37	Aristo Barrera	Universal	Diff: 0.000	5.200	5.100	0.000	4.700	3.900	
				Exec: 0.000	7.500	7.450	0.000	8.350	7.250	
				ND:						
				Final: 0.000	12.700	12.550	0.000	13.050	11.150	49.450
				Place: 26*	18	14	24*	24	25T	25
26	74	Stephen Gragg	Sun Devil	Diff: 0.000	5.100	5.000	0.000	4.300	4.700	
				Exec: 0.000	6.050	6.400	0.000	8.800	7.250	
				ND:						
				Final: 0.000	11.150	11.400	0.000	13.100	11.950	47.600
				Place: 26*	29	16	24*	23	22	26
27	86	Brandon Wynn	Ohio State	Diff: 0.000	0.000	6.900	6.600	6.400	0.000	
				Exec: 0.000	0.000	8.100	7.850	8.350	0.000	
				ND:						
				Final: 0.000	0.000	15.000	14.450	14.750	0.000	44.200
				Place: 26*	32*	1	17	2	28*	27
28	9	Kristofer Done	Ohio State	Diff: 0.000	0.000	0.000	6.200	6.100	6.300	
				Exec: 0.000	0.000	0.000	9.300	8.050	7.250	
				ND:			-0.100			
				Final: 0.000	0.000	0.000	15.400	14.150	13.550	43.100
				Place: 26*	32*	21*	6	8	5T	28
29	25	Cameron Deer	Cypress Academy	Diff: 0.000	6.200	5.500	0.000	5.800	0.000	
				Exec: 0.000	8.650	7.550	0.000	7.350	0.000	
				ND:						
				Final: 0.000	14.850	13.050	0.000	13.150	0.000	41.050
				Place: 26*	1T	9	24*	22	28*	29
30	54	Anthony Beck	Penn State	Diff: 0.000	5.400	0.000	0.000	5.100	5.400	
				Exec: 0.000	7.850	0.000	0.000	9.150	7.700	
				ND:						
				Final: 0.000	13.250	0.000	0.000	14.250	13.100	40.600
				Place: 26*	10T	21*	24*	6	11	30

2012 Men's National Qualifier

Meet Results

May 5, 2012

Rank	Num	Name	Gym							AA
31	33	Matt Hicks	Artemov	Diff: 0.000	5.200	0.000	0.000	5.300	5.900	
				Exec: 0.000	7.650	0.000	0.000	8.700	7.600	
				ND: _____	_____	_____	_____	_____	_____	
				Final: 0.000	12.850	0.000	0.000	14.000	13.500	40.350
				Place: 26*	14	21*	24*	9T	7T	31
32	22	Riley Barclay	Sun Devil	Diff: 4.900	5.200	0.000	0.000	0.000	4.600	
				Exec: 7.950	8.150	0.000	0.000	0.000	7.650	
				ND: _____	_____	_____	_____	_____	_____	
				Final: 12.850	13.350	0.000	0.000	0.000	12.250	38.450
				Place: 19	9	21*	24*	30*	21	32
33	66	Austin Phillips	Univ of Illinois	Diff: 1.300	0.000	0.000	0.000	5.800	5.800	
				Exec: 0.800	0.000	0.000	0.000	7.000	6.600	
				ND: _____	_____	_____	_____	_____	_____	
				Final: 2.100	0.000	0.000	0.000	12.800	12.400	27.300
				Place: 25	32*	21*	24*	26	19	33
34	67	John Jeffries	Temple	Diff: 4.500	5.200	0.000	0.000	0.000	0.000	
				Exec: 7.750	7.600	0.000	0.000	0.000	0.000	
				ND: _____	_____	_____	_____	_____	_____	
				Final: 12.250	12.800	0.000	0.000	0.000	0.000	25.050
				Place: 22T	15T	21*	24*	30*	28*	34
35	80	Ty Echard	Ohio State	Diff: 0.000	6.400	0.000	0.000	0.000	0.000	
				Exec: 0.000	8.450	0.000	0.000	0.000	0.000	
				ND: _____	_____	_____	_____	_____	_____	
				Final: 0.000	14.850	0.000	0.000	0.000	0.000	14.850
				Place: 26*	1T	21*	24*	30*	28*	35
36	11	Jonathan Horton	Cypress Academy	Diff: 0.000	5.200	0.000	0.000	0.000	0.000	
				Exec: 0.000	8.200	0.000	0.000	0.000	0.000	
				ND: _____	_____	_____	_____	_____	_____	
				Final: 0.000	13.400	0.000	0.000	0.000	0.000	13.400
				Place: 26*	7*	21*	24*	30*	28*	36
37	16	Christopher Brooks	Cypress Academy	Diff: 0.000	6.000	0.000	0.000	0.000	0.000	
				Exec: 0.000	6.150	0.000	0.000	0.000	0.000	
				ND: _____	_____	_____	_____	_____	_____	
				Final: 0.000	12.150	0.000	0.000	0.000	0.000	12.150
				Place: 26*	21	21*	24*	30*	28*	37