


2012 Pacific Rim Championships

Meet Results - Seniors

Men

Competition I / II

Saturday, March 17, 1:30pm

Rank	Num	Name	Country							AA
1	170	Chris Brooks	USA	Diff: 6.000 Exec: 8.850 ND: Final: 14.850	5.900 7.950	6.200 8.450	6.600 8.250	6.500 8.350	6.800 8.850	88.700
2	172	Sam Mikulak	USA	Diff: 5.700 Exec: 8.850 ND: Final: 14.550	6.000 7.700	5.600 8.650	6.600 9.450	5.900 8.950	6.500 8.750	88.650
3	157	Koji Uematsu	JPN	Diff: 5.600 Exec: 9.200 ND: Final: 14.800	6.100 6.450	5.900 8.550	6.200 9.450	6.500 7.700	7.300 8.250	87.200
	171	Jake Dalton	USA	Diff: 6.600 Exec: 9.000 ND: Final: 15.600	4.900 6.850	6.200 8.950	7.000 9.100	6.200 8.450	5.900 7.750	86.900
4	146	Rongbing Liu	CHN	Diff: 6.000 Exec: 8.600 ND: Final: 14.600	5.800 8.000	6.000 8.450	6.200 9.600	6.000 6.750	6.800 8.300	86.500
5	140	Joshua Jefferis	AUS	Diff: 5.500 Exec: 8.750 ND: Final: 14.250	4.700 7.850	6.500 8.600	6.200 9.350	6.700 7.700	6.000 8.400	86.250
6	158	Tatsuki Nakashima	JPN	Diff: 6.400 Exec: 8.650 ND: -0.100 Final: 14.950	6.300 5.600	5.200 9.050	7.000 8.950	6.600 8.250	5.600 8.700	86.100
7	147	Ran Cheng	CHN	Diff: 6.100 Exec: 8.600 ND: Final: 14.700	5.500 7.600	5.500 8.800	7.000 9.450	6.400 8.450	5.500 7.250	86.050
8	141	Thomas Pichler	AUS	Diff: 6.500 Exec: 7.700 ND: Final: 14.200	5.100 7.550	5.600 8.650	6.200 9.500	5.700 8.600	5.400 8.600	85.100
	148	Peng Wang	CHN	Diff: 6.100 Exec: 7.600 ND: -0.100 Final: 13.600	5.400 8.250	6.200 8.050	6.200 9.550	6.100 8.600	5.000 7.950	84.900
9	143	Anderson Loran	CAN	Diff: 5.700 Exec: 8.750 ND: Final: 14.450	5.200 8.100	5.200 8.500	6.200 9.400	5.500 8.700	6.200 6.800	84.150


2012 Pacific Rim Championships

Meet Results - Seniors

Men

Competition I / II

Saturday, March 17, 1:30pm

Rank	Num	Name	Country							AA
10	145	Robert Watson	CAN	Diff: 5.900 Exec: 8.850 ND: Final: 14.750	4.700 7.350 . 12.050	5.800 8.000 . 13.800	5.800 9.450 -0.100 15.150	5.600 8.600 . 14.200	5.300 8.650 . 13.950	83.900
11	167	Daniil Kazachkov	RUS	Diff: 6.200 Exec: 8.350 ND: -0.300 Final: 14.250	4.500 7.500 . 12.000	6.200 8.600 . 14.800	6.600 8.250 -0.300 14.550	4.800 8.600 . 13.400	5.300 8.600 . 13.900	82.900
	142	Samuel Offord	AUS	Diff: 5.400 Exec: 8.500 ND: -0.100 Final: 13.800	4.900 7.700 . 12.600	6.300 8.650 . 14.950	5.400 9.450 . 14.850	5.600 7.100 . 12.700	4.900 8.500 . 13.400	82.300
12	160	Rodolfo Bonilla	MEX	Diff: 5.300 Exec: 7.850 ND: -0.600 Final: 12.550	5.300 5.500 . 10.800	5.700 8.150 . 13.850	6.300 9.400 . 15.700	5.400 9.200 . 14.600	5.500 8.950 . 14.450	81.950
13	166	Mikhail Bodnar	RUS	Diff: 5.300 Exec: 8.250 ND: -0.100 Final: 13.450	5.000 6.500 . 11.500	6.000 8.500 . 14.500	6.600 9.400 . 16.000	5.700 7.000 . 12.700	7.000 6.450 . 13.450	81.600
	168	Pavel Pavlov	RUS	Diff: 5.500 Exec: 8.550 ND: Final: 14.050	4.400 7.900 . 12.300	5.600 8.800 . 14.400	6.600 8.500 -0.300 14.800	4.600 7.750 . 12.350	5.400 8.150 . 13.550	81.450
14	163	Jean Nathan Monteclaro	PHI	Diff: 5.500 Exec: 7.100 ND: Final: 12.600	5.300 6.050 . 11.350	5.800 8.050 . 13.850	6.600 9.550 . 16.150	5.300 8.250 . 13.550	4.800 8.650 . 13.450	80.950
15	151	I-Hsiang Chen	TPE	Diff: 4.200 Exec: 8.700 ND: Final: 12.900	4.800 8.600 . 13.400	4.800 8.400 . 13.200	4.600 8.900 . 13.500	4.700 8.950 . 13.650	4.600 8.800 . 13.400	80.050
16	149	Szu-Chieh Chen	TPE	Diff: 4.500 Exec: 8.850 ND: Final: 13.350	5.900 6.150 . 12.050	4.300 7.900 . 12.200	5.400 9.150 . 14.550	5.100 9.100 . 14.200	4.200 8.550 . 12.750	79.100
17	169	Bobby Kriangkum	THA	Diff: 5.800 Exec: 8.200 ND: Final: 14.000	4.400 5.900 . 10.300	5.800 7.850 . 13.650	6.200 9.350 -0.100 15.450	4.700 8.250 . 12.950	5.000 7.000 . 12.000	78.350
	150	Sheng-Meng Huang	TPE	Diff: 4.300 Exec: 8.650 ND: Final: 12.950	3.900 5.750 . 9.650	6.000 7.550 . 13.550	4.600 9.200 . 13.800	4.700 8.700 . 13.400	4.500 8.800 . 13.300	76.650







2012 Pacific Rim Championships

Meet Results - Seniors

Men

Competition I / II

Saturday, March 17, 1:30pm

Rank	Num	Name	Country							AA
18	154	Kiu Chung Ng	HKG	Diff: 4.700 Exec: 7.300 ND: -0.300 Final: 11.700	2.700 8.000	6.000 8.200	6.600 8.350	4.800 7.800	2.300 8.550	75.000
19	159	Santos Martinez	MEX	Diff: 5.400 Exec: 7.450 ND: . Final: 12.850	3.800 5.600	5.200 6.900	6.600 8.800	5.100 6.300	4.600 8.150	73.800
20	153	Kam Wah Liu	HKG	Diff: 4.600 Exec: 7.950 ND: -0.100 Final: 12.450	3.400 7.250	5.100 7.850	6.600 8.850	4.100 7.600	0.000 0.000	63.200
	155	Wai Hung Shek	HKG	Diff: 5.700 Exec: 7.700 ND: -0.300 Final: 13.100	5.200 8.200	. .	6.600 9.800	. .	5.900 8.500	57.300
	156	Takuya Nakase	JPN	Diff: 0.000 Exec: 0.000 ND: . Final: 0.000	5.600 6.400	6.400 8.750	0.000 0.000	6.500 7.650	6.600 7.600	55.500
21	162	Mikhail Koudinov	NZL	Diff: 0.000 Exec: 0.000 ND: . Final: 0.000	4.300 7.250	5.100 7.950	0.000 0.000	5.800 8.150	5.400 8.450	52.400
	144	Scott Morgan	CAN	Diff: 6.000 Exec: 6.950 ND: . Final: 12.950	. .	6.400 8.400	6.200 9.600	43.550
22	152	Jorge Giraldo	COL	Diff: 0.000 Exec: 0.000 ND: . Final: 0.000	5.400 6.600	0.000 0.000	0.000 0.000	6.100 8.800	0.000 0.000	26.900
	161	Axel Elias	MEX	Diff: 4.900 Exec: 8.350 ND: . Final: 13.250	5.000 6.800	25.050