







2010 Visa Championships - Men Day 1

Meet Results - Seniors

Men

Competition I

Wednesday, August 11, 7:00pm

Rank	Num	Name	Gym							AA
1	11	Jonathan Horton	Cypress Academy	Diff: 6.300 Exec: 8.800 ND: Final: 15.100 Place: 4T	5.200 8.750 - 13.950 12	7.000 8.700 - 15.700 2	6.600 9.450 - 16.050 5	6.200 9.150 - 15.350 3	6.400 7.800 - 14.200 14T	90.350 1
2	41	Danell Leyva	Universal	Diff: 6.100 Exec: 8.650 ND: Final: 14.750 Place: 14T	5.600 8.200 - 13.800 14T	5.900 8.750 - 14.650 6	6.200 9.000 - 15.200 23*	6.400 9.200 -0.300 15.300 4	7.400 8.250 - 15.650 2	89.350 2
3	86	Brandon Wynn	Ohio State	Diff: 5.900 Exec: 9.200 ND: Final: 15.100 Place: 4T	5.200 7.150 - 12.350 32T	7.000 9.000 - 16.000 1	6.600 9.200 - 15.800 7T	6.800 8.400 - 15.200 5	5.500 8.750 - 14.250 13	88.700 3
4	13	Bryan Del Castillo	Cal Berkeley	Diff: 5.800 Exec: 9.200 ND: Final: 15.000 Place: 6T	5.500 8.500 - 14.000 9T	5.200 9.150 - 14.350 12T	6.200 9.000 - 15.200 23T	5.800 9.350 - 15.150 6T	6.000 8.550 - 14.550 10	88.250 4
5	24	Jake Dalton	Univ of Oklahoma	Diff: 6.300 Exec: 9.000 ND: Final: 15.300 Place: 2	4.700 7.700 - 12.400 31	5.800 8.750 - 14.550 9T	7.400 9.350 - 16.750 2	5.800 8.900 - 14.700 13T	5.900 8.300 - 14.200 14T	87.900 5
6	34	Glen Ishino	Cal Berkeley	Diff: 5.900 Exec: 8.650 ND: Final: 14.550 Place: 17	6.300 8.250 - 14.550 5T	5.600 8.750 - 14.350 12T	6.200 9.150 - 15.350 17T	6.100 9.050 - 15.150 6T	5.600 8.050 - 13.650 25	87.600 6
7T	16	Chris Brooks	Univ of Oklahoma	Diff: 5.600 Exec: 8.000 ND: -0.400 Final: 13.200 Place: 39	5.600 6.450 - 12.050 36	6.000 8.550 - 14.550 9T	6.600 9.300 - 15.900 6	6.500 9.200 - 15.700 1	6.900 8.900 - 15.800 1	87.200 7T
7T	15	Andrew Elkind	USOTC	Diff: 5.500 Exec: 9.300 ND: Final: 14.800 Place: 13	5.600 8.100 - 13.700 17T	5.700 8.750 - 14.450 11	5.800 9.200 - 15.000 32	6.200 8.300 - 14.500 17T	6.700 8.050 - 14.750 8	87.200 7T
9	73	Paul Ruggeri	Univ of Illinois	Diff: 6.300 Exec: 8.950 ND: -0.400 Final: 14.850 Place: 11T	4.500 7.850 - 12.350 32T	5.200 7.900 - 13.100 34	7.000 9.600 - 16.600 3	6.000 8.350 - 14.350 21T	6.900 8.450 - 15.350 3T	86.600 9







2010 Visa Championships - Men Day 1

Meet Results - Seniors

Men

Competition I

Wednesday, August 11, 7:00pm

Rank	Num	Name	Gym	Diff:							AA
10	74	Mel Anton Santander	Univ of Michigan	5.600	6.000	5.100	6.200	5.800	5.700		
				Exec: 8.000	8.850	8.700	9.350	8.100	8.750		
				ND:							
				Final: 13.600	14.850	13.800	15.550	13.900	14.450		86.150
				Place: 36	2T	26T	10T	30T	11		10
11T	1	Wesley Haagensen	USOTC	6.000	5.900	6.400	6.200	5.900	6.200		
				Exec: 9.000	7.900	9.150	9.300	6.400	7.700		
				ND:							
				Final: 15.000	13.800	15.550	15.500	12.300	13.900		86.050
				Place: 6T	14T	3	12T	39T	19T		11T
11T	18	Kyson Bunthuwong	Golden Bear	5.800	5.600	5.400	6.200	5.400	5.900		
				Exec: 7.900	9.050	8.550	9.250	8.050	8.950		
				ND:							
				Final: 13.700	14.650	13.950	15.450	13.450	14.850		86.050
				Place: 34T	4	21T	14T	36	7		11T
13	19	Alex Buscaglia	Stanford	6.500	4.000	5.500	7.000	5.300	7.100		
				Exec: 7.800	7.750	8.450	9.400	8.900	8.250		
				ND:							
				Final: 14.300	11.750	13.950	16.400	14.200	15.350		85.950
				Place: 24T	39T	21T	4	23T	3T		13
14T	2	Thomas Kelley	Univ of Michigan	5.800	4.300	5.900	5.800	5.900	6.100		
				Exec: 8.950	7.450	8.400	9.400	9.000	8.900		
				ND:							
				Final: 14.750	11.750	14.300	15.200	14.900	15.000		85.900
				Place: 14T	39T	16	23T	9T	6		14T
14T	10	Alexy Bilozertchev	USOTC	6.000	5.600	5.600	6.600	5.800	5.700		
				Exec: 9.000	8.050	8.000	8.100	8.950	8.900		
				ND: -0.100			-0.300				
				Final: 14.900	13.650	13.600	14.400	14.750	14.600		85.900
				Place: 9T	19T	28	40	11T	9		14T
14T	8	Dylan Akers	Cypress Academy	5.700	5.700	5.400	6.600	5.400	5.400		
				Exec: 8.750	8.700	8.550	8.050	9.350	8.300		
				ND:							
				Final: 14.450	14.400	13.950	14.650	14.750	13.700		85.900
				Place: 19T	7	21T	33T	11T	24		14T
17T	21	Joshua Dixon	Stanford	6.900	5.300	5.600	6.200	5.700	5.500		
				Exec: 8.600	7.650	7.600	9.000	9.000	8.650		
				ND:							
				Final: 15.500	12.950	13.200	15.200	14.700	14.150		85.700
				Place: 1	27	31T	23*	13T	17		17T
17T	79	Jesse Silverstein	US Gym Ctr II	6.100	5.300	5.500	6.600	5.600	5.100		
				Exec: 8.100	8.700	9.100	9.050	8.600	8.050		
				ND: -0.100							
				Final: 14.100	14.000	14.600	15.650	14.200	13.150		85.700
				Place: 27T	9T	7T	9	23T	33T		17T







2010 Visa Championships - Men Day 1

Meet Results - Seniors

Men

Competition I

Wednesday, August 11, 7:00pm

Rank	Num	Name	Gym							AA
17T	20	Chris Cameron	Univ of Michigan	Diff: 6.000 Exec: 8.500 ND: Final: 14.500 Place: 18	5.800 9.050	6.300 8.450	6.200 7.850 -0.100 13.950	5.500 8.400	5.300 8.450	85.700 17T
20	71	Christopher Stehl	Univ of Oklahoma	Diff: 5.100 Exec: 9.250 ND: Final: 14.350 Place: 22T	5.600 8.200	5.300 8.850	5.800 9.300	5.100 9.100	4.800 9.100	85.500 20
21	56	Alexander Naddour	Univ of Oklahoma	Diff: 5.900 Exec: 8.750 ND: -0.300 Final: 14.350 Place: 22T	6.100 7.600	5.500 8.350	6.600 9.200	5.300 8.350	5.500 8.500	85.350 21
22	28	Tim Gentry	Stanford	Diff: 5.800 Exec: 9.100 ND: Final: 14.900 Place: 9T	4.800 7.850	6.600 7.650	6.600 8.750	5.200 9.150	5.500 8.250	85.250 22
23	50	Steven Legendre	Univ of Oklahoma	Diff: 7.300 Exec: 7.500 ND: -0.400 Final: 14.400 Place: 21	5.500 7.700	5.900 7.900	7.600 9.450	6.200 7.400	5.200 7.950	85.200 23
24	42	Ryan Lieberman	Stanford	Diff: 5.600 Exec: 8.500 ND: -0.100 Final: 14.000 Place: 30T	5.400 7.450	5.600 7.800	6.200 8.850	6.100 9.300	5.900 8.300	84.900 24
25	57	Sho Nakamori	Champion Academy	Diff: 5.600 Exec: 8.700 ND: Final: 14.300 Place: 24T	5.800 7.650	5.700 8.250	5.400 9.150	6.100 8.850	5.600 8.450 -0.500 13.550	84.750 25
26	51	Edward Mesa	Universal	Diff: 5.800 Exec: 8.300 ND: Final: 14.100 Place: 27T	5.700 8.150	5.900 8.150	6.200 8.450	5.600 8.450	5.700 8.200	84.600 26
27	36	CJ Maestas	Gold Cup	Diff: 5.600 Exec: 8.700 ND: Final: 14.300 Place: 24T	5.400 6.500	6.100 8.500	6.200 9.050	5.800 8.700	5.200 8.050	83.800 27







2010 Visa Championships - Men Day 1

Meet Results - Seniors

Men

Competition I

Wednesday, August 11, 7:00pm

Rank	Num	Name	Gym							AA
28	64	Aaron Fortunato	Minnesota	Diff: 5.300 Exec: 8.550 ND: -0.100 Final: 13.750 Place: 33	5.200 8.450	4.800 8.550	5.800 9.450	5.300 8.850	5.500 7.500	83.150 28
29	53	Tyler Mizoguchi	Univ of Illinois	Diff: 5.900 Exec: 7.100 ND: Final: 13.000 Place: 41	5.700 7.600	6.000 8.350	6.600 8.700	6.200 8.350	5.400 6.950	82.850 29
30	27	Tyler Evans	Springfield	Diff: 5.300 Exec: 8.400 ND: Final: 13.700 Place: 34T	4.900 7.550	4.800 7.900	6.200 8.950	5.200 8.900	5.200 8.350	81.650 30
31	3	Donothan Bailey	Cal Berkeley	Diff: 5.600 Exec: 7.900 ND: -0.200 Final: 13.300 Place: 38	6.600 6.500	5.500 7.700	6.200 8.350	5.100 8.450	5.400 7.950	81.050 31
32	35	Spencer Johnson	Cypress Academy	Diff: 5.400 Exec: 8.650 ND: Final: 14.050 Place: 29	4.900 7.100	4.600 8.150	6.200 9.250	5.300 7.850	5.300 8.300	81.000 32
33	33	Matthew Hicks	Colo Train Ctr	Diff: 5.000 Exec: 8.800 ND: Final: 13.800 Place: 32	5.200 7.150	5.400 7.750	5.400 9.250	5.100 7.800	5.500 7.400	79.750 33
34	12	Joseph Hagerty	USOTC	Diff: 6.000 Exec: 9.150 ND: Final: 15.150 Place: 3	4.800 8.250	___ ___	6.200 9.350	6.000 8.900	6.100 8.200	72.950 34
35	60	John Orozco	World Cup	Diff: 5.900 Exec: 8.850 ND: Final: 14.750 Place: 14T	6.000 8.050	5.800 8.550	6.200 8.300	0.000 0.000	6.200 8.900	72.750 35
36	84	Shaun Antonio	Eagle Ridge	Diff: 5.700 Exec: 8.400 ND: -0.100 Final: 14.000 Place: 30T	5.600 7.950	___ ___	6.600 8.550	5.600 6.700	5.300 7.000	67.300 36







2010 Visa Championships - Men Day 1

Meet Results - Seniors

Men

Competition I

Wednesday, August 11, 7:00pm

Rank	Num	Name	Gym	Diff:							AA
37	75	Matthew del Junco	New Hope	5.000	4.600	4.700	6.200	—	4.500		
				Exec: 8.150	7.600	7.400	9.400	—	8.650		
				ND: —	—	—	-0.100	—	—		
				Final: 13.150	12.200	12.100	15.500	—	13.150	66.100	
				Place: 40	35	37	12T	41*	33T		37
38	32	RJ Heflin	HGA GymMasters	6.200	6.100	—	6.600	5.500	—		
				Exec: 8.800	8.450	—	9.000	9.050	—		
				ND: —	—	—	-0.300	—	—		
				Final: 15.000	14.550	—	15.300	14.550	—	59.400	
				Place: 6T	5T	38*	19T	15T	41*		38
39	58	Philip Onorato	Ohio State	5.800	—	5.900	6.600	5.500	—		
				Exec: 9.050	—	8.300	8.600	8.500	—		
				ND: —	—	—	-0.100	—	—		
				Final: 14.850	—	14.200	15.100	14.000	—	58.150	
				Place: 11T	41*	18	29T	29	41*		39
40	9	Chad Wiest	Univ of Illinois	6.400	—	—	6.200	5.500	5.000		
				Exec: 8.050	—	—	9.250	8.900	8.600		
				ND: —	—	—	—	—	—		
				Final: 14.450	—	—	15.450	14.400	13.600	57.900	
				Place: 19T	41*	38*	14T	20	26T		40
41	26	Kevin Tan	Penn State	0.000	5.900	7.100	0.000	6.100	5.800		
				Exec: 0.000	8.100	7.850	0.000	8.350	7.800		
				ND: —	—	—	—	—	—		
				Final: 0.000	14.000	14.950	0.000	14.450	13.600	57.000	
				Place: 42*	9T	4	42*	19	26T		41
42	72	Scott Bloomfield	Temple	5.400	—	—	6.600	5.600	5.500		
				Exec: 8.050	—	—	8.050	8.200	6.100		
				ND: —	—	—	-0.100	—	—		
				Final: 13.450	—	—	14.550	13.800	11.600	53.400	
				Place: 37	41*	38*	36T	32	40		42
43	67	Daniel Ribiero	Univ of Illinois	—	6.600	—	—	—	—		
				Exec: —	8.900	—	—	—	—		
				ND: —	—	—	—	—	—		
				Final: —	15.500	—	—	—	—	15.500	
				Place: 42*	1	38*	42*	41*	41*		43

2010 Visa Championships - Men Day 1

Page: 1
Printed on: 8/11/2010
at: 10:02 PM

Floor Rankings

Men

Competition I

Wednesday, August 11, 7:00pm



Rank	Num	Name	Gym	Diff	E1	E2	E3	E4	Exec	ND	Total
1	21	Joshua Dixon	Stanford	6.900	8.700	8.500	8.100	8.900	8.600	..	15.500
2	24	Jake Dalton	Univ of Oklahom	6.300	9.000	9.300	9.000	8.900	9.000	..	15.300
3	12	Joseph Hagerty	USOTC	6.000	9.400	9.300	8.900	9.000	9.150	..	15.150
4T	86	Brandon Wynn	Ohio State	5.900	9.100	9.400	9.300	8.900	9.200	..	15.100
4T	11	Jonathan Horton	Cypress Acade	6.300	8.700	8.800	8.800	8.900	8.800	..	15.100
6T	13	Bryan Del Castillo	Cal Berkeley	5.800	9.200	9.200	9.300	9.100	9.200	..	15.000
6T	1	Wesley Haagense	USOTC	6.000	8.900	8.800	9.100	9.100	9.000	..	15.000
6T	32	RJ Heflin	HGA GymMast	6.200	9.100	8.800	8.800	8.700	8.800	..	15.000
9T	28	Tim Gentry	Stanford	5.800	9.200	9.300	9.000	9.000	9.100	..	14.900
9T	10	Alexy Bilozertchev	USOTC	6.000	9.300	9.000	9.000	9.000	9.000	-0.1	14.900
11T	58	Philip Onorato	Ohio State	5.800	9.100	9.000	8.900	9.200	9.050	..	14.850
11T	73	Paul Ruggeri	Univ of Illinois	6.300	9.100	8.900	8.700	9.000	8.950	-0.4	14.850
13	15	Andrew Elkind	USOTC	5.500	9.200	9.400	9.300	9.300	9.300	..	14.800
14T	2	Thomas Kelley	Univ of Michigan	5.800	9.000	8.900	8.900	9.200	8.950	..	14.750
14T	60	John Orozco	World Cup	5.900	8.900	8.900	8.400	8.800	8.850	..	14.750
14T	41	Danell Leyva	Universal	6.100	8.600	8.800	8.600	8.700	8.650	..	14.750
17	34	Glen Ishino	Cal Berkeley	5.900	8.700	8.800	8.300	8.600	8.650	..	14.550
18	20	Chris Cameron	Univ of Michigan	6.000	8.400	8.700	8.500	8.500	8.500	..	14.500
19T	8	Dylan Akers	Cypress Acade	5.700	8.700	9.000	8.700	8.800	8.750	..	14.450
19T	9	Chad Wiest	Univ of Illinois	6.400	8.100	8.400	8.000	8.000	8.050	..	14.450
21	50	Steven Legendre	Univ of Oklahom	7.300	7.500	7.900	7.500	7.500	7.500	-0.4	14.400
22T	71	Christopher Stehl	Univ of Oklahom	5.100	9.200	9.400	9.100	9.300	9.250	..	14.350
22T	56	Alexander Naddour	Univ of Oklahom	5.900	8.700	8.800	9.000	8.400	8.750	-0.3	14.350
24T	36	CJ Maestas	Gold Cup	5.600	8.700	9.000	8.500	8.700	8.700	..	14.300
24T	57	Sho Nakamori	Champion Acad	5.600	8.700	8.800	8.700	8.500	8.700	..	14.300
24T	19	Alex Buscaglia	Stanford	6.500	7.600	7.800	7.800	7.800	7.800	..	14.300
27T	51	Edward Mesa	Universal	5.800	8.300	8.500	7.900	8.300	8.300	..	14.100
27T	79	Jesse Silverstein	US Gym Ctr II	6.100	8.100	8.000	8.100	8.700	8.100	-0.1	14.100
29	35	Spencer Johnson	Cypress Acade	5.400	8.800	8.900	8.500	8.500	8.650	..	14.050
30T	42	Ryan Lieberman	Stanford	5.600	8.500	8.700	8.500	8.400	8.500	-0.1	14.000
30T	84	Shaun Antonio	Eagle Ridge	5.700	8.400	8.200	8.400	8.400	8.400	-0.1	14.000
32	33	Matthew Hicks	Colo Train Ctr	5.000	8.800	9.000	8.600	8.800	8.800	..	13.800
33	64	Aaron Fortunato	Minnesota	5.300	8.500	8.700	8.500	8.600	8.550	-0.1	13.750
34T	27	Tyler Evans	Springfield	5.300	8.300	8.600	8.500	8.200	8.400	..	13.700
34T	18	Kyson Bunthuwong	Golden Bear	5.800	8.100	7.900	7.900	7.800	7.900	..	13.700
36	74	Mel Anton Santand	Univ of Michigan	5.600	7.600	8.300	7.700	8.300	8.000	..	13.600
37	72	Scott Bloomfield	Temple	5.400	8.100	8.000	7.600	8.700	8.050	..	13.450
38	3	Donothan Bailey	Cal Berkeley	5.600	8.100	8.100	7.700	7.500	7.900	-0.2	13.300
39	16	Chris Brooks	Univ of Oklahom	5.600	8.000	8.000	7.600	8.100	8.000	-0.4	13.200
40	75	Matthew del Junco	New Hope	5.000	7.900	8.200	8.200	8.100	8.150	..	13.150
41	53	Tyler Mizoguchi	Univ of Illinois	5.900	7.300	6.900	7.100	7.100	7.100	..	13.000
42*	67	Daniel Ribiero	Univ of Illinois
42*	26	Kevin Tan	Penn State	0.000	10.000	10.000	10.000	10.000	0.000	..	0.000

2010 Visa Championships - Men Day 1

Page: 1
Printed on: 8/11/2010
at: 10:02 PM

Vault Rankings

Men

Competition I

Wednesday, August 11, 7:00pm



Rank	Num	Name	Gym	Diff	E1	E2	E3	E4	Exec	ND	Total
1	50	Steven Legendre	Univ of Oklahom	7.600	9.400	9.500	9.400	9.500	9.450	..	17.050
2	24	Jake Dalton	Univ of Oklahom	7.400	9.300	9.400	9.400	9.300	9.350	..	16.750
3	73	Paul Ruggeri	Univ of Illinois	7.000	9.600	9.600	9.600	9.400	9.600	..	16.600
4	19	Alex Buscaglia	Stanford	7.000	9.400	9.400	9.500	9.300	9.400	..	16.400
5	11	Jonathan Horton	Cypress Acade	6.600	9.400	9.400	9.500	9.500	9.450	..	16.050
6	16	Chris Brooks	Univ of Oklahom	6.600	9.100	9.300	9.300	9.400	9.300	..	15.900
7T	56	Alexander Naddour	Univ of Oklahom	6.600	9.200	9.200	9.200	9.100	9.200	..	15.800
7T	86	Brandon Wynn	Ohio State	6.600	9.200	9.000	9.200	9.200	9.200	..	15.800
9	79	Jesse Silverstein	US Gym Ctr II	6.600	9.100	9.000	9.200	9.000	9.050	..	15.650
10T	12	Joseph Hagerty	USOTC	6.200	9.400	9.500	9.300	9.100	9.350	..	15.550
10T	74	Mel Anton Santand	Univ of Michigan	6.200	9.300	9.300	9.400	9.400	9.350	..	15.550
12T	75	Matthew del Junco	New Hope	6.200	9.400	9.500	9.400	9.400	9.400	-0.1	15.500
12T	1	Wesley Haagense	USOTC	6.200	9.300	9.300	9.500	9.300	9.300	..	15.500
14T	18	Kyson Bunthuwong	Golden Bear	6.200	9.200	9.400	9.200	9.300	9.250	..	15.450
14T	9	Chad Wiest	Univ of Illinois	6.200	9.400	9.300	9.100	9.200	9.250	..	15.450
14T	35	Spencer Johnson	Cypress Acade	6.200	9.200	9.300	9.300	9.200	9.250	..	15.450
17T	34	Glen Ishino	Cal Berkeley	6.200	9.100	9.300	9.200	9.100	9.150	..	15.350
17T	28	Tim Gentry	Stanford	6.600	8.900	8.700	8.800	8.600	8.750	..	15.350
19T	32	RJ Heflin	HGA GymMast	6.600	8.800	9.000	9.200	9.000	9.000	-0.3	15.300
19T	53	Tyler Mizoguchi	Univ of Illinois	6.600	8.600	8.600	8.800	8.900	8.700	..	15.300
21T	64	Aaron Fortunato	Minnesota	5.800	9.500	9.500	9.400	9.300	9.450	..	15.250
21T	36	CJ Maestas	Gold Cup	6.200	9.200	9.100	8.900	9.000	9.050	..	15.250
23T	2	Thomas Kelley	Univ of Michigan	5.800	9.400	9.300	9.500	9.400	9.400	..	15.200
23*	41	Danell Leyva	Universal	6.200	9.000	8.900	9.000	9.200	9.000	..	15.200
23*	21	Joshua Dixon	Stanford	6.200	9.200	9.000	8.900	9.000	9.000	..	15.200
23T	13	Bryan Del Castillo	Cal Berkeley	6.200	9.000	8.800	9.000	9.000	9.000	..	15.200
27T	27	Tyler Evans	Springfield	6.200	9.000	8.900	8.800	9.000	8.950	..	15.150
27T	84	Shaun Antonio	Eagle Ridge	6.600	8.600	8.700	8.200	8.500	8.550	..	15.150
29T	71	Christopher Stehl	Univ of Oklahom	5.800	9.200	9.300	9.300	9.300	9.300	..	15.100
29T	58	Philip Onorato	Ohio State	6.600	8.600	8.500	8.600	8.700	8.600	-0.1	15.100
31	42	Ryan Lieberman	Stanford	6.200	8.500	9.000	8.900	8.800	8.850	..	15.050
32	15	Andrew Elkind	USOTC	5.800	9.200	9.200	9.000	9.200	9.200	..	15.000
33T	33	Matthew Hicks	Colo Train Ctr	5.400	9.300	9.500	9.200	9.200	9.250	..	14.650
33T	51	Edward Mesa	Universal	6.200	8.200	8.500	8.500	8.400	8.450	..	14.650
33T	8	Dylan Akers	Cypress Acade	6.600	8.000	8.100	8.100	7.800	8.050	..	14.650
36T	57	Sho Nakamori	Champion Acad	5.400	9.100	9.200	9.000	9.200	9.150	..	14.550
36T	3	Donothan Bailey	Cal Berkeley	6.200	8.400	8.400	8.300	8.100	8.350	..	14.550
36T	72	Scott Bloomfield	Temple	6.600	8.100	8.100	7.900	8.000	8.050	-0.1	14.550
39	60	John Orozco	World Cup	6.200	8.400	8.300	8.300	8.300	8.300	..	14.500
40	10	Alexy Bilozertchev	USOTC	6.600	8.100	8.100	8.200	8.100	8.100	-0.3	14.400
41	20	Chris Cameron	Univ of Michigan	6.200	7.900	7.800	7.900	7.500	7.850	-0.1	13.950
42*	67	Daniel Ribiero	Univ of Illinois
42*	26	Kevin Tan	Penn State	0.000	10.000	10.000	10.000	10.000	0.000	..	0.000

