

2010 JO NATIONALS AA FINALS

Knoxville Convention Center

Premier Athletics

5/6/2010-5/9/2010

Meet Results

Sanction #: 34915

Level 10**Age(s) 14-15****Session 7**


Rank	Num	Name Gym	Floor	Pommel	Rings	Vault	P Bars	H Bar	AA
1	586	Jake Martin Orlando Metro	29.400	28.800	29.100	32.450	28.050	29.800	177.600 1
2	587	Sean Melton Orlando Metro	30.400	28.750	28.750	31.400	29.150	28.250	176.700 2
3	573	Stacey Ervin Mills USA	29.800	27.150	28.850	32.550	28.650	26.850	173.850 3
4	613	Adrian De Los Angeles SCATS	28.450	28.950	27.100	31.900	28.800	28.150	173.350 4
5	515	Jonathan Deaton Daggetts	28.900	27.550	27.100	31.600	28.000	27.650	170.800 5
6	638	Maximilian Mayr Universal	27.300	27.500	29.850	30.400	29.450	25.650	170.150 6
7	625	Dmitri Belanovski** Swiss Turners	28.250	28.700	27.900	29.900	28.300	26.750	169.800 7
8	637	Donnell Whittenburg Ultimate	27.950	27.700	28.100	31.600	27.050	27.200	169.600 8
9	546	Rodolfo Bonilla** Gym ETC	27.050	26.750	28.850	30.000	29.100	27.650	169.400 9
10	463	Jacob Dastrup Arete	29.650	28.850	26.000	30.100	28.600	26.100	169.300 10
11	619	Timothy Wang South Coast	28.600	27.000	26.000	30.550	28.900	27.400	168.450 11
12	581	Nick Spiro New Hope	26.950	27.350	29.150	32.150	25.300	26.900	167.800 12
13	563	Alex Johnson Integrity	28.550	26.300	27.300	30.000	27.150	27.950	167.250 13
14	481	Daniel Lucas Branch	26.900	23.450	29.400	32.450	27.950	26.700	166.850 14
15	614	Kanji Oyama SCATS	28.250	26.250	27.050	30.050	27.700	27.100	166.400 15
16	593	Jack Boyle Premier Academy West	28.050	27.700	26.650	29.500	27.600	26.600	166.100 16
17	472	Kevin Wolting Azarian Gymnastics	29.450	24.350	27.000	31.000	27.100	26.900	165.800 17
18	640	Alec Robin Victory	29.050	27.650	26.350	29.550	26.600	26.450	165.650 18
18	514	Danny DiBenedetto Daggetts	27.600	26.550	27.300	29.400	27.350	27.450	165.650 18

Rank	Num	Name Gym	Floor	Pommel	Rings	Vault	P Bars	H Bar	AA
20	618	Ryan Patterson** San Mateo	29.150	26.500	25.550	30.000	27.600	26.300	165.100 20
21	612	Alex Powarzynski SCATS	28.500	26.100	24.800	31.850	27.350	26.150	164.750 21
22	554	Joshua Yee HITS	27.050	24.950	26.850	29.650	28.000	28.150	164.650 22
23	551	Grant Perdue Gymmasters	29.900	23.850	25.850	30.150	27.100	27.550	164.400 23
24	645	Travis Gollott West Coast	29.250	26.800	23.500	29.600	28.250	26.250	163.650 24
25	484	Delvecchio Orozco Buffalo Grove	28.450	27.450	25.150	29.450	26.750	26.300	163.550 25
26	601	Kevin Baker Queen City	26.400	24.750	27.150	31.500	26.900	26.600	163.300 26
27	490	Jordan Gotro Byers Elk Grove	28.450	25.800	26.200	28.950	27.350	25.950	162.700 27
28	561	Brandon Beckhardt Hot Shots	28.500	26.300	24.900	30.650	26.550	25.750	162.650 28
29	634	David Frankl U. S. Gymnastics Dev	27.800	25.850	26.600	26.800	27.550	27.200	161.800 29
30	600	Jesse Himmelsbach Queen City	27.250	25.800	25.350	29.600	27.050	26.700	161.750 30
31	591	Joe Peters Parkettes	27.100	26.450	26.700	27.650	26.900	26.100	160.900 31
32	548	Samuel Chamberlain Gym TC of Ohio	28.000	25.050	25.150	29.600	27.450	24.350	159.600 32
33	499	Jacob Hill-Seaton Cahoys	24.650	25.600	25.900	30.250	26.050	26.950	159.400 33
34	531	Antonio Castro FGTC	27.900	25.800	25.600	28.300	24.600	27.100	159.300 34
35	558	Andrew Rickly Hocking Valley	27.050	24.650	25.300	27.000	25.200	28.350	157.550 35
36	605	Adam Dean Roch	26.700	25.350	24.400	28.950	25.750	24.200	155.350 36

2010 JO Nationals Finalists

Floor Rankings

Men 14-15

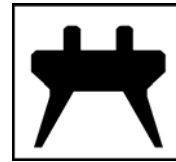


Rank	Num	Name	Gym	Day1	Day2	Combined	Out
1	587	Sean Melton	Orlando Metro	15.300	15.100	30.400	0.000
2	551	Grant Perdue	Gymmasters	15.200	14.700	29.900	0.500
3	573	Stacey Ervin	Mills USA	15.450	14.350	29.800	0.600
4	463	Jacob Dastrup	Arete	14.900	14.750	29.650	0.750
5	472	Kevin Wolting	Azarian Gymnastics	14.800	14.650	29.450	0.950
6	586	Jake Martin	Orlando Metro	14.950	14.450	29.400	1.000
7	645	Travis Gollott	West Coast	14.500	14.750	29.250	1.150
8	618	Ryan Patterson**	San Mateo	15.000	14.150	29.150	1.250
9	640	Alec Robin	Victory	14.750	14.300	29.050	1.350
10	515	Jonathan Deaton	Daggetts	14.000	14.900	28.900	1.500
10	556	Chandler Eggleston	High Point	14.550	14.350	28.900	1.500
12	619	Timothy Wang	South Coast	14.150	14.450	28.600	1.800
13	563	Alex Johnson	Integrity	14.200	14.350	28.550	1.850
13	574	Akash Modi	Monmouth	14.600	13.950	28.550	1.850
15	561	Brandon Beckhardt	Hot Shots	14.600	13.900	28.500	1.900
15	612	Alex Powarzynski	SCATS	14.400	14.100	28.500	1.900
17	484	Delvecchio Orozco	Buffalo Grove	14.150	14.300	28.450	1.950
17	490	Jordan Gotro	Byers Elk Grove	14.400	14.050	28.450	1.950
17	613	Adrian De Los Angeles	SCATS	14.500	13.950	28.450	1.950
20	480	Jesse Sutton	Black Hills	14.400	13.950	28.350	2.050
21	470	Kevin Tran	Azarian Gymnastics	14.400	13.900	28.300	2.100
22	625	Dmitri Belanovski**	Swiss Turners	13.900	14.350	28.250	2.150
22	614	Kanji Oyama	SCATS	14.000	14.250	28.250	2.150
22	539	Aaron Lewis	Golden Bear	14.350	13.900	28.250	2.150
25	593	Jack Boyle	Premier Academy West	14.150	13.900	28.050	2.350
26	548	Samuel Chamberlain	Gym TC of Ohio	14.300	13.700	28.000	2.400
27	637	Donnell Whittenburg	Ultimate	14.350	13.600	27.950	2.450
28	531	Antonio Castro	FGTC	14.350	13.550	27.900	2.500
28	462	Aaron Meland	Apex	14.500	13.400	27.900	2.500
30	538	Kevin Ko	Golden Bear	14.500	13.300	27.800	2.600
30	634	David Frankl	U. S. Gymnastics Dev	13.850	13.950	27.800	2.600
30	504	Lee Grogan	Champions AR	14.350	13.450	27.800	2.600
33	584	Andrew McCabe	Oak Park	14.200	13.550	27.750	2.650
34	514	Danny DiBenedetto	Daggetts	14.150	13.450	27.600	2.800
35	638	Maximilian Mayr	Universal	14.400	12.900	27.300	3.100
36	600	Jesse Himmelsbach	Queen City	13.550	13.700	27.250	3.150
37	591	Joe Peters	Parkettes	13.650	13.450	27.100	3.300
38	546	Rodolfo Bonilla**	Gym ETC	14.300	12.750	27.050	3.350
38	554	Joshua Yee	HITS	13.550	13.500	27.050	3.350
38	558	Andrew Rickly	Hocking Valley	14.100	12.950	27.050	3.350
38	552	Aaron Brooks	Gymnastics Oklahoma	14.950	12.100	27.050	3.350
42	581	Nick Spiro	New Hope	14.050	12.900	26.950	3.450
43	481	Daniel Lucas	Branch	13.400	13.500	26.900	3.500
44	555	Ari McEwing	High Performance	14.300	12.450	26.750	3.650
45	605	Adam Dean	Roch	13.600	13.100	26.700	3.700
46	601	Kevin Baker	Queen City	13.100	13.300	26.400	4.000
47	642	Taylor Seaton	WOGA	14.350	11.350	25.700	4.700
48	499	Jacob Hill-Seaton	Cahoyo	12.700	11.950	24.650	5.750

2010 JO Nationals Finalists

Pommel Rankings

Men 14-15

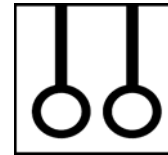


Rank	Num	Name	Gym	Day1	Day2	Combined	Out
1	613	Adrian De Los Angeles	SCATS	14.300	14.650	28.950	0.000
2	463	Jacob Dastrup	Arete	14.550	14.300	28.850	0.100
3	586	Jake Martin	Orlando Metro	14.400	14.400	28.800	0.150
4	587	Sean Melton	Orlando Metro	14.600	14.150	28.750	0.200
5	625	Dmitri Belanovski**	Swiss Turners	14.650	14.050	28.700	0.250
6	593	Jack Boyle	Premier Academy West	13.950	13.750	27.700	1.250
6	637	Donnell Whittenburg	Ultimate	14.250	13.450	27.700	1.250
8	640	Alec Robin	Victory	14.100	13.550	27.650	1.300
9	515	Jonathan Deaton	Daggetts	14.050	13.500	27.550	1.400
10	456	Mitchell Soukup	Alamo Gym Center	13.900	13.600	27.500	1.450
10	638	Maximilian Mayr	Universal	13.650	13.850	27.500	1.450
12	484	Delvecchio Orozco	Buffalo Grove	13.750	13.700	27.450	1.500
13	532	Demetrius Brown	Fairland	13.850	13.550	27.400	1.550
14	581	Nick Spiro	New Hope	13.350	14.000	27.350	1.600
15	573	Stacey Ervin	Mills USA	13.600	13.550	27.150	1.800
16	574	Akash Modi	Monmouth	13.950	13.100	27.050	1.900
17	619	Timothy Wang	South Coast	12.700	14.300	27.000	1.950
18	616	Travis Cameron	San Mateo	13.500	13.350	26.850	2.100
18	530	Zachary Wendland	Emerald City	13.400	13.450	26.850	2.100
20	645	Travis Gollott	West Coast	13.500	13.300	26.800	2.150
21	546	Rodolfo Bonilla**	Gym ETC	13.450	13.300	26.750	2.200
22	471	Adam Young	Azarian Gymnastics	13.550	13.150	26.700	2.250
23	514	Danny DiBenedetto	Daggetts	13.400	13.150	26.550	2.400
24	618	Ryan Patterson**	San Mateo	13.650	12.850	26.500	2.450
25	591	Joe Peters	Parkettes	13.750	12.700	26.450	2.500
25	595	Chase Cannon	Premier Athletics	13.500	12.950	26.450	2.500
27	563	Alex Johnson	Integrity	13.650	12.650	26.300	2.650
27	561	Brandon Beckhardt	Hot Shots	13.150	13.150	26.300	2.650
29	614	Kanji Oyama	SCATS	13.300	12.950	26.250	2.700
30	612	Alex Powarzynski	SCATS	12.700	13.400	26.100	2.850
31	592	Nathaniel Ramil	Peninsula	13.800	12.250	26.050	2.900
31	538	Kevin Ko	Golden Bear	13.600	12.450	26.050	2.900
33	634	David Frankl	U. S. Gymnastics Dev	13.650	12.200	25.850	3.100
34	600	Jesse Himmelsbach	Queen City	14.300	11.500	25.800	3.150
34	490	Jordan Gotro	Byers Elk Grove	13.250	12.550	25.800	3.150
34	531	Antonio Castro	FGTC	13.450	12.350	25.800	3.150
37	609	Zachary Owen	Roswell	13.450	12.300	25.750	3.200
38	499	Jacob Hill-Seaton	Cahoys	13.800	11.800	25.600	3.350
39	479	Logan Melander	Black Hills	13.650	11.900	25.550	3.400
40	605	Adam Dean	Roch	13.200	12.150	25.350	3.600
41	548	Samuel Chamberlain	Gym TC of Ohio	13.200	11.850	25.050	3.900
42	554	Joshua Yee	HITS	12.000	12.950	24.950	4.000
43	601	Kevin Baker	Queen City	13.300	11.450	24.750	4.200
44	558	Andrew Rickly	Hocking Valley	11.800	12.850	24.650	4.300
45	582	Coleman Tokar	North Shore	13.600	10.850	24.450	4.500
46	472	Kevin Wolting	Azarian Gymnastics	13.100	11.250	24.350	4.600
47	551	Grant Perdue	Gymmasters	11.900	11.950	23.850	5.100
48	481	Daniel Lucas	Branch	11.750	11.700	23.450	5.500

2010 JO Nationals Finalists

Rings Rankings

Men 16-18




Rank	Num	Name	Gym	Day1	Day2	Combined	Out
1	883	Jesse Silverstein*	U. S. Gymnastics Dev	15.500	15.500	31.000	0.000
2	763	Landon Funciello	G. C. 2	14.950	15.350	30.300	0.700
3	860	Sam Mikulak	SCATS	15.050	14.700	29.750	1.250
4	833	Jonathan Spiro	New Hope	14.300	15.200	29.500	1.500
5	916	Cameron Rogers	Zenith	14.650	14.750	29.400	1.600
6	877	Alex Bubnov	Surgent's	14.600	14.750	29.350	1.650
7	900	Christopher Turner	West Coast	14.250	14.900	29.150	1.850
7	792	Drew Moling	Hocking Valley	14.650	14.500	29.150	1.850
9	718	Angelo Bronzino	Bartlett	14.300	14.400	28.700	2.300
10	776	Ubaldo Sanquiz**	Gym Quest	14.650	14.000	28.650	2.350
11	811	Don Arndt	M&M	14.350	14.250	28.600	2.400
12	890	Alexander Barrera*	Universal	14.200	14.350	28.550	2.450
13	719	Michael Farquhar	Bartlett	14.050	14.450	28.500	2.500
14	861	Jesse Glenn	SCATS	14.400	13.950	28.350	2.650
14	793	Trevor Howard	Hocking Valley	14.450	13.900	28.350	2.650
16	856	Jack Metcalf	SALTO	14.250	14.050	28.300	2.700
17	749	Josh Ungar	Daggetts	14.100	14.100	28.200	2.800
17	786	Andrew Margolis	Gymnastics World	14.100	14.100	28.200	2.800
19	738	Zack Chase	Cascade Elite	14.150	14.000	28.150	2.850
20	740	Alex Strait	Champion Gym Acad	13.950	14.100	28.050	2.950
21	844	Riley Kerr*	Premier Athletics	14.150	13.850	28.000	3.000
22	829	Matt Felleman	NEAG	13.900	14.050	27.950	3.050
23	837	Wyatt Aycock	Orlando Metro	13.650	14.250	27.900	3.100
23	726	Jacoby Rubin	Buffalo Grove	13.800	14.100	27.900	3.100
23	746	C.J. Schaaf	Cypress Academy	13.800	14.100	27.900	3.100
23	807	Steffen Beck	LaFleur Tampa	13.900	14.000	27.900	3.100
23	795	Joshua Steves	Houston Gym Center	14.150	13.750	27.900	3.100
28	904	Robert DiRuggeris	Will-Moor	13.350	14.350	27.700	3.300
29	851	Joseph Hodges	Rochester	13.750	13.550	27.300	3.700
30	739	Jordan Valdez	Champion Gym Acad	12.500	14.650	27.150	3.850
30	701	Colton Wulf	5280	13.350	13.800	27.150	3.850
32	896	Eric Schryver	WOGA	13.700	13.400	27.100	3.900
33	745	Raymond White	Crenshaw Athletic	13.150	13.850	27.000	4.000
34	741	Brian Knott	Chelsea Piers	13.800	13.100	26.900	4.100
35	727	Wasef Burbar	Buffalo Grove	13.400	13.450	26.850	4.150
35	724	Danny Berardini	Buffalo Grove	13.400	13.450	26.850	4.150
35	794	Andy House*	Houston Gym Center	13.600	13.250	26.850	4.150
38	788	Cyrus Dobre-Mofid	Hanover YMCA	13.400	13.300	26.700	4.300
39	734	William Clement	Cal Sports	13.650	12.700	26.350	4.650
40	785	Nicholas Hunter	Gymnastics World	13.600	12.700	26.300	4.700
41	717	Michael Strathern	Bartlett	13.450	12.750	26.200	4.800
42	905	Robert Davis*	Wimbledon	14.100	12.000	26.100	4.900
43	870	Justin Morinishi	St. Louis Gym Centre	13.400	12.650	26.050	4.950
44	804	Jeffrey Becker	International Boys	13.250	12.750	26.000	5.000
45	843	Cale Robinson	Premier Athletics	12.950	12.850	25.800	5.200
46	805	Dylan James	JAG	13.150	12.600	25.750	5.250
47	753	Kyle Banks	Diamond Elite	12.700	13.000	25.700	5.300
48	716	Jeffrey Treleaven*	Bartlett	13.550	11.600	25.150	5.850

2010 JO Nationals Finalists

Vault Rankings

Men 14-15



Rank	Num	Name	Gym	Day1	Day2	Combined	Out
1	573	Stacey Ervin	Mills USA	16.350	16.200	32.550	0.000
2	586	Jake Martin	Orlando Metro	16.250	16.200	32.450	0.100
2	481	Daniel Lucas	Branch	16.450	16.000	32.450	0.100
4	581	Nick Spiro	New Hope	16.050	16.100	32.150	0.400
5	613	Adrian De Los Angeles	SCATS	16.150	15.750	31.900	0.650
6	612	Alex Powarzynski	SCATS	16.050	15.800	31.850	0.700
7	515	Jonathan Deaton	Daggetts	15.850	15.750	31.600	0.950
7	637	Donnell Whittenburg	Ultimate	16.300	15.300	31.600	0.950
9	556	Chandler Eggleston	High Point	15.700	15.850	31.550	1.000
10	601	Kevin Baker	Queen City	16.050	15.450	31.500	1.050
11	587	Sean Melton	Orlando Metro	15.850	15.550	31.400	1.150
12	472	Kevin Wolting	Azarian Gymnastics	15.400	15.600	31.000	1.550
12	501	Daniel Button	Capital Gymnastics	16.050	14.950	31.000	1.550
14	651	Fred Hartville	World Xtreme	15.600	15.250	30.850	1.700
15	462	Aaron Meland	Apex	15.350	15.400	30.750	1.800
15	458	Joseph Boyle	All-American NJ	15.450	15.300	30.750	1.800
17	561	Brandon Beckhardt	Hot Shots	15.250	15.400	30.650	1.900
18	619	Timothy Wang	South Coast	16.100	14.450	30.550	2.000
19	516	Devin Clarke	Daggetts	15.300	15.200	30.500	2.050
20	638	Maximilian Mayr	Universal	15.500	14.900	30.400	2.150
21	499	Jacob Hill-Seaton	Cahoy	15.250	15.000	30.250	2.300
22	551	Grant Perdue	Gymmasters	15.850	14.300	30.150	2.400
23	463	Jacob Dastrup	Arete	15.050	15.050	30.100	2.450
24	616	Travis Cameron	San Mateo	15.500	14.550	30.050	2.500
24	614	Kanji Oyama	SCATS	15.200	14.850	30.050	2.500
26	546	Rodolfo Bonilla**	Gym ETC	15.050	14.950	30.000	2.550
26	618	Ryan Patterson**	San Mateo	15.100	14.900	30.000	2.550
26	563	Alex Johnson	Integrity	15.300	14.700	30.000	2.550
29	635	Brandon Valdes	U. S. Gymnastics Dev	15.300	14.650	29.950	2.600
29	642	Taylor Seaton	WOGA	15.200	14.750	29.950	2.600
31	625	Dmitri Belanovski**	Swiss Turners	15.050	14.850	29.900	2.650
31	564	Denis Aurelius	Integrity	15.700	14.200	29.900	2.650
33	504	Lee Grogan	Champions AR	15.200	14.550	29.750	2.800
34	554	Joshua Yee	HITS	15.200	14.450	29.650	2.900
35	600	Jesse Himmelsbach	Queen City	15.000	14.600	29.600	2.950
35	645	Travis Gollott	West Coast	15.050	14.550	29.600	2.950
35	548	Samuel Chamberlain	Gym TC of Ohio	15.400	14.200	29.600	2.950
38	640	Alec Robin	Victory	15.150	14.400	29.550	3.000
39	593	Jack Boyle	Premier Academy West	14.850	14.650	29.500	3.050
39	521	Will Tajingwa	Diamond Elite	15.200	14.300	29.500	3.050
41	484	Delvecchio Orozco	Buffalo Grove	15.200	14.250	29.450	3.100
42	514	Danny DiBenedetto	Daggetts	15.300	14.100	29.400	3.150
43	490	Jordan Gotro	Byers Elk Grove	14.900	14.050	28.950	3.600
43	605	Adam Dean	Roch	15.100	13.850	28.950	3.600
45	531	Antonio Castro	FGTC	14.550	13.750	28.300	4.250
46	591	Joe Peters	Parkettes	13.750	13.900	27.650	4.900
47	558	Andrew Rickly	Hocking Valley	14.450	12.550	27.000	5.550
48	634	David Frankl	U. S. Gymnastics Dev	13.450	13.350	26.800	5.750

2010 JO Nationals Finalists

P Bars Rankings

Men 14-15

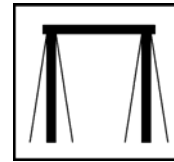


Rank	Num	Name	Gym	Day1	Day2	Combined	Out
1	638	Maximilian Mayr	Universal	14.950	14.500	29.450	0.000
2	587	Sean Melton	Orlando Metro	14.800	14.350	29.150	0.300
3	546	Rodolfo Bonilla**	Gym ETC	14.850	14.250	29.100	0.350
4	619	Timothy Wang	South Coast	14.500	14.400	28.900	0.550
5	613	Adrian De Los Angeles	SCATS	14.600	14.200	28.800	0.650
6	573	Stacey Ervin	Mills USA	14.200	14.450	28.650	0.800
7	463	Jacob Dastrup	Arete	14.500	14.100	28.600	0.850
8	590	Jordan Declerk	Palmer's	14.700	13.850	28.550	0.900
9	625	Dmitri Belanovski**	Swiss Turners	14.700	13.600	28.300	1.150
10	645	Travis Gollott	West Coast	14.100	14.150	28.250	1.200
11	586	Jake Martin	Orlando Metro	14.200	13.850	28.050	1.400
12	515	Jonathan Deaton	Daggetts	14.000	14.000	28.000	1.450
12	554	Joshua Yee	HITS	14.150	13.850	28.000	1.450
14	481	Daniel Lucas	Branch	14.050	13.900	27.950	1.500
15	524	Johann Handszer	Eagles Wings Ath	13.850	13.900	27.750	1.700
16	502	Christopher Coombs	Champion	13.800	13.900	27.700	1.750
16	614	Kanji Oyama	SCATS	13.600	14.100	27.700	1.750
18	540	Jonathan Liu	Golden Bear	14.100	13.550	27.650	1.800
19	618	Ryan Patterson**	San Mateo	13.800	13.800	27.600	1.850
19	593	Jack Boyle	Premier Academy West	14.100	13.500	27.600	1.850
21	634	David Frankl	U. S. Gymnastics Dev	14.150	13.400	27.550	1.900
22	603	Yordan Aleksandrov**	Redwood Empire	13.750	13.750	27.500	1.950
22	486	Eric Lofstrom	Buffalo Grove	14.100	13.400	27.500	1.950
24	548	Samuel Chamberlain	Gym TC of Ohio	13.950	13.500	27.450	2.000
25	489	George Bryant	Byers Elk Grove	13.750	13.650	27.400	2.050
26	490	Jordan Gotro	Byers Elk Grove	13.650	13.700	27.350	2.100
26	612	Alex Powarzynski	SCATS	14.000	13.350	27.350	2.100
26	514	Danny DiBenedetto	Daggetts	14.100	13.250	27.350	2.100
29	507	Andrew Potts	Columbia	13.850	13.350	27.200	2.250
30	563	Alex Johnson	Integrity	13.600	13.550	27.150	2.300
31	551	Grant Perdue	Gymmasters	13.200	13.900	27.100	2.350
31	472	Kevin Wolting	Azarian Gymnastics	13.450	13.650	27.100	2.350
33	600	Jesse Himmelsbach	Queen City	13.800	13.250	27.050	2.400
33	637	Donnell Whittenburg	Ultimate	13.850	13.200	27.050	2.400
35	626	Paul Montague	Swiss Turners	14.100	12.900	27.000	2.450
36	601	Kevin Baker	Queen City	13.000	13.900	26.900	2.550
36	631	Kyle Zemeir	Top Flight MD	13.800	13.100	26.900	2.550
36	591	Joe Peters	Parkettes	14.150	12.750	26.900	2.550
39	519	Christopher Stephenson	DeVeau's School	13.850	13.000	26.850	2.600
40	484	Delvecchio Orozco	Buffalo Grove	13.850	12.900	26.750	2.700
41	640	Alec Robin	Victory	13.150	13.450	26.600	2.850
42	561	Brandon Beckhardt	Hot Shots	13.450	13.100	26.550	2.900
43	499	Jacob Hill-Seaton	Cahoys	13.700	12.350	26.050	3.400
44	605	Adam Dean	Roch	13.750	12.000	25.750	3.700
45	581	Nick Spiro	New Hope	11.900	13.400	25.300	4.150
46	558	Andrew Rickly	Hocking Valley	13.550	11.650	25.200	4.250
47	609	Zachary Owen	Roswell	13.900	10.950	24.850	4.600
48	531	Antonio Castro	FGTC	13.650	10.950	24.600	4.850

2010 JO Nationals Finalists

H Bar Rankings

Men 14-15



Rank	Num	Name	Gym	Day1	Day2	Combined	Out
1	586	Jake Martin	Orlando Metro	15.350	14.450	29.800	0.000
2	538	Kevin Ko	Golden Bear	14.700	13.650	28.350	1.450
2	558	Andrew Rickly	Hocking Valley	14.600	13.750	28.350	1.450
4	587	Sean Melton	Orlando Metro	14.400	13.850	28.250	1.550
5	554	Joshua Yee	HITS	14.200	13.950	28.150	1.650
5	613	Adrian De Los Angeles	SCATS	14.250	13.900	28.150	1.650
7	563	Alex Johnson	Integrity	14.400	13.550	27.950	1.850
8	515	Jonathan Deaton	Daggetts	14.300	13.350	27.650	2.150
8	546	Rodolfo Bonilla**	Gym ETC	15.000	12.650	27.650	2.150
10	551	Grant Perdue	Gymmasters	14.050	13.500	27.550	2.250
11	514	Danny DiBenedetto	Daggetts	14.250	13.200	27.450	2.350
12	619	Timothy Wang	South Coast	14.050	13.350	27.400	2.400
13	634	David Frankl	U. S. Gymnastics Dev	13.800	13.400	27.200	2.600
13	637	Donnell Whittenburg	Ultimate	14.050	13.150	27.200	2.600
15	614	Kanji Oyama	SCATS	13.700	13.400	27.100	2.700
15	531	Antonio Castro	FGTC	14.000	13.100	27.100	2.700
17	501	Daniel Button	Capital Gymnastics	13.850	13.100	26.950	2.850
17	499	Jacob Hill-Seaton	Cahoys	14.000	12.950	26.950	2.850
19	581	Nick Spiro	New Hope	13.600	13.300	26.900	2.900
19	472	Kevin Wolting	Azarian Gymnastics	13.800	13.100	26.900	2.900
21	573	Stacey Ervin	Mills USA	13.450	13.400	26.850	2.950
22	625	Dmitri Belanovski**	Swiss Turners	14.300	12.450	26.750	3.050
23	481	Daniel Lucas	Branch	13.400	13.300	26.700	3.100
23	600	Jesse Himmelsbach	Queen City	14.400	12.300	26.700	3.100
25	601	Kevin Baker	Queen City	13.500	13.100	26.600	3.200
25	593	Jack Boyle	Premier Academy West	13.550	13.050	26.600	3.200
25	517	Jamie Corona	Dardanos	13.750	12.850	26.600	3.200
28	511	Jacob Davies	Cypress Academy	13.450	13.050	26.500	3.300
29	620	Jon Rydzefski	Sterling	13.350	13.100	26.450	3.350
29	640	Alec Robin	Victory	13.450	13.000	26.450	3.350
31	489	George Bryant	Byers Elk Grove	13.500	12.850	26.350	3.450
32	484	Delvecchio Orozco	Buffalo Grove	12.900	13.400	26.300	3.500
32	618	Ryan Patterson**	San Mateo	13.450	12.850	26.300	3.500
34	645	Travis Gollott	West Coast	13.250	13.000	26.250	3.550
35	612	Alex Powarzynski	SCATS	14.200	11.950	26.150	3.650
36	463	Jacob Dastrup	Arete	12.950	13.150	26.100	3.700
36	591	Joe Peters	Parkettes	13.750	12.350	26.100	3.700
36	616	Travis Cameron	San Mateo	13.850	12.250	26.100	3.700
39	479	Logan Melander	Black Hills	13.450	12.550	26.000	3.800
40	490	Jordan Gotro	Byers Elk Grove	13.250	12.700	25.950	3.850
41	561	Brandon Beckhardt	Hot Shots	13.050	12.700	25.750	4.050
42	638	Maximilian Mayr	Universal	11.800	13.850	25.650	4.150
43	574	Akash Modi	Monmouth	13.350	12.250	25.600	4.200
44	536	Capri Sano	GO USA	14.100	11.150	25.250	4.550
45	609	Zachary Owen	Roswell	13.800	11.150	24.950	4.850
46	571	Christopher Short	MAC	13.450	11.050	24.500	5.300
47	548	Samuel Chamberlain	Gym TC of Ohio	12.950	11.400	24.350	5.450
48	605	Adam Dean	Roch	13.800	10.400	24.200	5.600