







# 2010 JO NATIONALS MEN KNOXVILLE

Page: 1  
 Printed on: 5/7/2010  
 at: 9:51 PM

## Regional Team Results

### Men - 12-13

5/6/2010 - 5/9/2010







Rank	Gym	Team	Score						
<b>1</b>	<b>Team 3</b>	<b>3</b>	<b>403.900</b>	<b>69.100</b>	<b>62.900</b>	<b>67.700</b>	<b>75.800</b>	<b>67.600</b>	<b>60.800</b>
				<b>1</b>	<b>4</b>	<b>1</b>	<b>1</b>	<b>2</b>	<b>6</b>
	176	Colin Van Wicklen	14.800			13.300	15.550	12.900	12.800
	182	Hunter Justus	14.000		13.300	13.550	15.200	13.950	
	328	Jacob Barrus	13.500		12.500	13.250	15.250		11.600
	398	Ryan Sheppard	13.550		10.500			13.450	12.450
	401	Yaroslav Pochinka	13.250		12.700	13.550	14.300	13.500	12.100
	404	Tristan Burke			13.900	14.050	15.500	13.800	11.850
<b>2</b>	<b>Team 4</b>	<b>4</b>	<b>399.000</b>	<b>68.600</b>	<b>64.900</b>	<b>64.900</b>	<b>70.700</b>	<b>68.500</b>	<b>61.400</b>
				<b>2</b>	<b>2</b>	<b>2</b>	<b>4</b>	<b>1</b>	<b>4</b>
	150	Andrew Zymball	13.450		11.950	12.600	13.850	13.150	
	246	Genki Suzuki**							12.100
	252	Wongsai Heur	14.000		12.800	11.850	13.600	13.800	12.150
	345	Lukas Texeira	13.500		12.500	13.300	14.250	13.550	12.350
	370	Marvin Kimble	13.800		14.200	14.550	14.600	14.300	12.400
	374	Ryan Wangler	13.850		13.450	12.600	14.400	13.700	12.400
<b>3</b>	<b>Team 5</b>	<b>5</b>	<b>394.400</b>	<b>66.450</b>	<b>65.450</b>	<b>63.300</b>	<b>69.650</b>	<b>66.900</b>	<b>62.650</b>
				<b>6</b>	<b>1</b>	<b>4</b>	<b>5</b>	<b>3</b>	<b>2</b>
	109	Bobby Baker			13.050	12.500	14.200	13.250	12.450
	130	David MacDonald	12.700		12.550	13.450			12.750
	135	Grant Breckenridge	13.150		13.150		13.400	12.950	12.450
	242	Michael Burns	13.200		13.300	12.000	13.600	13.850	12.750
	316	Alex Diab	13.700			13.350	14.800	13.700	
	324	Noah Beeman	13.700		13.400	12.000	13.650	13.150	12.250
<b>4</b>	<b>Team 9</b>	<b>9</b>	<b>393.250</b>	<b>68.400</b>	<b>62.550</b>	<b>62.500</b>	<b>71.150</b>	<b>65.950</b>	<b>62.700</b>
				<b>3</b>	<b>6</b>	<b>6</b>	<b>3</b>	<b>5</b>	<b>1</b>
	101	Yul Moldauer	13.900		14.150	13.500	14.900	13.950	13.650
	104	Michael Kerl	13.500		11.950	12.150			12.500
	116	Kimble Mahler			12.400	12.000	13.000	12.850	11.750
	118	JJ Litster	13.600			12.400	13.800	13.650	12.500
	146	Drew Burton	13.900		12.050		15.100	12.500	12.300
	200	Ryan Dunning	13.500		12.000	12.450	14.350	13.000	

# 2010 JO NATIONALS MEN KNOXVILLE

## Regional Team Results

### Men - 12-13

5/6/2010 - 5/9/2010

Rank	Gym	Team	Score						
<b>5</b>	<b>Team 1</b>	<b>1</b>	<b>392.100</b>	<b>67.800</b>	<b>61.200</b>	<b>62.700</b>	<b>72.500</b>	<b>66.400</b>	<b>61.500</b>
				4	7	5	2	4	3
	123	Marty Strech			13.000	13.850	15.250		12.500
	294	Jacob Silvestri	13.700		12.200	12.350	14.100	13.300	12.550
	296	Alex Magsam	13.800		12.450	11.900	15.150	13.250	11.900
	311	Phillip Campos	13.150		11.750	12.400	14.650	13.050	13.050
	346	Jonah Urlaub	13.700		11.800	12.200	13.350	13.550	
	407	Nikita Latman	13.450					13.250	11.500
<b>6</b>	<b>Team 8</b>	<b>8</b>	<b>388.150</b>	<b>66.550</b>	<b>63.450</b>	<b>63.750</b>	<b>67.200</b>	<b>65.900</b>	<b>61.300</b>
				5	3	3	7	6	5
	168	Michael Murray	13.050		11.550	11.850	13.200	12.950	
	304	Luke Sturm	13.050		13.100		13.550	13.100	11.950
	305	Rogelio Vazquez			11.750	12.000	13.200	12.900	11.550
	392	Marcos Gatinho	13.150		13.450	13.050		13.450	13.350
	393	Rafael Javellana	13.550			13.500	13.600		12.200
	414	Jack Kramer	13.750		13.600	13.350	13.650	13.500	12.250
<b>7</b>	<b>Team 6</b>	<b>6</b>	<b>377.150</b>	<b>65.800</b>	<b>57.750</b>	<b>61.350</b>	<b>67.800</b>	<b>65.200</b>	<b>59.250</b>
				7	9	8	6	7	7
	183	Shaun Herzog	13.300		10.450	11.750	13.900	12.750	
	184	Peter Daggett	13.450		11.800	13.250	13.000	13.000	11.600
	212	Eric Klein	12.600			11.200	14.050		11.750
	219	Ryan Girouard	12.700		12.350	11.650		12.800	11.000
	267	Kevin Howard			11.750		12.850	12.400	11.100
	325	David Jessen	13.750		11.400	13.500	14.000	14.250	13.800
<b>8</b>	<b>Team 7</b>	<b>7</b>	<b>375.150</b>	<b>63.800</b>	<b>62.800</b>	<b>61.900</b>	<b>65.050</b>	<b>64.600</b>	<b>57.000</b>
				8	5	7	9	8	8
	112	Emanuel Fradkin	12.650		11.300	12.200	13.350	12.850	11.500
	170	Matthew Rusch	12.900		12.150		12.700		10.950
	309	Colin Coates	13.100			12.700	13.000	13.350	11.650
	365	Arinn Wade			13.850	12.600		12.900	
	384	Tristan Duran	13.150		12.350	12.700	13.150	13.300	11.700
	386	Andrew Brower	12.000		13.150	11.700	12.850	12.200	11.200







# 2010 JO NATIONALS MEN KNOXVILLE

## Regional Team Results

### Men - 12-13

Page: 3  
Printed on: 5/7/2010  
at: 9:51 PM

5/6/2010 - 5/9/2010

Rank	Gym	Team	Score						
9	Team 2	2	360.900	62.900 9	57.850 8	56.250 9	65.900 8	63.850 9	54.150 9
131	Paul Farmer			12.750		11.250	12.900	12.700	10.650
133	Fletcher Braunton			12.800	10.650	10.950	13.700	12.200	11.650
228	Brandon Mills			12.000	12.750		13.200	13.300	10.800
270	Andre Hufnagel			11.850	10.900	11.700	12.850		
275	Riley Ward			13.500	12.850	11.800	13.250	13.300	10.250
299	Zachary Ochenschlager				10.700	10.550		12.350	10.800







# 2010 JO NATIONALS MEN KNOXVILLE

## L9 Ntl Club Team Results

### Men - 12-13

Page: 1  
Printed on: 5/8/2010  
at: 1:30 PM

5/6/2010 - 5/9/2010

Rank	Gym	Team	Score						
1	Cypress Academy	*	<b>241.900</b>	42.150 1	38.550 5T	40.050 3	44.050 1	40.600 3	36.500 6
2	WOGA	*	<b>241.800</b>	40.150 5	39.350 2	41.050 2	43.950 2	40.750 2	36.550 5
3	Swiss Turners	*	<b>238.700</b>	40.400 4	39.800 1	41.100 1	40.200 7	41.050 1	36.150 8
4	5280	*	<b>234.100</b>	40.850 2	38.550 6T	36.700 10T	40.950 4	39.700 8	37.350 1
5	Hocking Valley	*	<b>232.050</b>	38.550 26T	39.050 3	37.550 6	39.300 21	40.450 4	37.150 2
6	TAGS South	*	<b>229.350</b>	39.550 12	38.450 7T	36.350 15	40.100 9	39.800 6	35.100 9
7	Universal	*	<b>229.200</b>	39.600 11	36.700 18	38.450 4	38.750 25T	38.750 18	36.950 3
8	Surgent's	*	<b>228.450</b>	38.900 20	38.000 11	36.450 14	39.550 15T	38.800 17	36.750 4
9	Orlando Metro	*	<b>228.350</b>	39.050 18T	38.450 8T	36.850 9	40.150 8	39.500 9	34.350 13T
10	Champion Gym Acad	*	<b>227.300</b>	40.600 3	36.000 19	37.600 5	39.650 14	40.100 5	33.350 20

# 2010 JO NATIONALS MEN KNOXVILLE

## L9 Ntl Club Team Results

Men - 12-13

Page: 2  
Printed on: 5/8/2010  
at: 1:30 PM

5/6/2010 - 5/9/2010

Rank	Gym	Team	Score						
------	-----	------	-------	---	--	---	---	---	---

---

# 2010 JO NATIONALS MEN KNOXVILLE

## L9 Ntl Club Team Results

Men - 12-13

Page: 3  
Printed on: 5/8/2010  
at: 1:30 PM

5/6/2010 - 5/9/2010

Rank	Gym	Team	Score						
------	-----	------	-------	---	--	---	---	---	---

---