







2010 JO NATIONALS MEN KNOXVILLE

Page: 1
Printed on: 5/6/2010
at: 10:26 PM

Club Team Results Men

5/6/2010 - 5/9/2010







Rank	Gym	Team	Score						
1	SCATS	*	265.250	43.900 2	43.000 2	43.300 1	48.600 1	42.850 1T	43.600 1
	612	Alex Powarzynski					16.050	14.000	
	613	Adrian De Los Angeles	14.500	14.300			16.150	14.600	14.250
	858	Joshua Glenn			13.850				
	860	Sam Mikulak	14.900	14.350	15.050	16.400	14.250	14.900	
	861	Jesse Glenn	14.500	14.350	14.400			14.450	
2	Orlando Metro	*	265.150	44.800 1	43.850 1	42.800 2	47.600 2	42.850 2T	43.250 2
	586	Jake Martin	14.950	14.400	14.600	16.250	14.200	15.350	
	587	Sean Melton	15.300	14.600	14.550	15.850	14.800	14.400	
	837	Wyatt Aycock	14.550	14.850	13.650	15.500	13.850	13.500	
3	Daggetts	*	256.350	42.050 11T	41.350 4	41.400 8	47.050 3T	41.900 5	42.600 3
	514	Danny DiBenedetto	14.150		13.600	15.300	14.100	14.250	
	515	Jonathan Deaton	14.000	14.050	13.700	15.850	14.000	14.300	
	516	Devin Clarke	13.900						
	749	Josh Ungar		13.450	14.100	15.900	13.800	14.050	
	750	Paul Wood		13.850					
4	Buffalo Grove	*	255.450	41.400 19	42.950 3	41.000 9	46.000 7	41.950 4	42.150 4
	484	Delvecchio Orozco	14.150	13.750		15.200	13.850		
	486	Eric Lofstrom					14.100		
	487	Matthew Loochtan			13.800	14.950			
	724	Danny Berardini	13.500				14.000	13.650	
	725	Craig Hernandez	13.750	15.000					
	726	Jacoby Rubin			13.800	15.850		13.100	
	727	Wasef Burbar		14.200	13.400			15.400	
5	U. S. Gymnastics Dev	*	253.350	42.600 8T	40.900 7	41.950 5	45.550 8	41.000 10T	41.350 5
	633	Daniel Khonmenko	13.200				13.250		
	634	David Frankl	13.850	13.650	13.100		14.150	13.800	
	635	Brandon Valdes		12.850	13.350	15.300			
	636	Mark Vaccaro				13.800			
	882	Jack Lockhart							13.250
	883	Jesse Silverstein*	15.550	14.400	15.500	16.450	13.600	14.300	

2010 JO NATIONALS MEN KNOXVILLE

Page: 2
 Printed on: 5/6/2010
 at: 10:26 PM

Club Team Results Men







5/6/2010 - 5/9/2010

Rank	Gym	Team	Score						
6	Bartlett	*	252.000	42.700 7	39.750 16	41.900 6	47.050 4T	41.250 8	39.350 21T
	715	Mark Panhorst						14.150	
	716	Jeffrey Treleaven*	14.450	12.850	13.550	16.550			12.950
	717	Michael Strathern	14.100	13.350		15.100			
	718	Angelo Bronzino	14.150		14.300				13.300
	719	Michael Farquhar			14.050	15.400	13.550	13.100	
	720	George Doran		13.550			13.550		
7T	Hocking Valley	*	251.850	43.600 4	38.450 28	42.400 3	45.250 11*	41.000 11T	41.150 6
	558	Andrew Rickly	14.100	11.800	13.300	14.450	13.550	14.600	
	792	Drew Moling	14.550	13.850	14.650	14.800	13.250	13.450	
	793	Trevor Howard	14.950	12.800	14.450	16.000	14.200	13.100	
8T	West Coast	*	251.850	43.050 5	40.500 8	40.550 10	45.250 10*	42.850 3T	39.650 17
	645	Travis Gollott	14.500	13.500		15.050	14.100	13.250	
	898	Alex Ganz	14.200		13.200		14.150	13.150	
	899	Brandon Jessup		13.200	13.100	14.450			
	900	Christopher Turner	14.350	13.800	14.250	15.750	14.600	13.250	
9	5280	*	250.950	43.850 3	40.150 11T	40.200 15	44.750 19	41.300 6T	40.700 7
	452	Casey Polizzotto				14.100			
	701	Colton Wulf	14.800	13.650	13.350	16.100	14.050	13.600	
	702	Michael Puckett		13.500					
	704	Troup Wood*		13.000	13.250		13.800		
	705	Jeremy Cahill							13.450
	706	Hayden Henriouille*	14.850		13.600		13.450	13.650	
	707	Niko Schwab	14.200			14.550			
10	Surgent's	*	247.850	40.250 42	40.400 9	41.550 7	45.100 13T	41.300 7T	39.250 23
	623	Leroy Clarke Jr.	13.150		13.050		13.650	13.350	
	624	Josh Friedman	13.450						
	873	Garrett DeSantis		13.550			13.750	13.000	
	875	Paul Rizkalla Jr.	13.650	13.250	13.900	15.250		12.900	
	876	Tristan Duverglas				15.650	13.900		
	877	Alex Bubnov		13.600	14.600	14.200			

2010 JO NATIONALS MEN KNOXVILLE

Club Team Results Men







5/6/2010 - 5/9/2010

Rank	Gym	Team	Score						
11	WOGA	*	246.700	41.550 16	41.050 6	38.450 24	45.400 9	40.900 12	39.350 22T
	642	Taylor Seaton		14.350		12.450	15.200	13.700	12.500
	893	Corbin Palmer		14.150	12.950	12.300	15.200	13.350	13.000
	895	Stanton Rehkemper					15.000		
	896	Eric Schryver		13.050	14.850	13.700		13.850	13.850
	897	Colton Howard			13.250				
12	Byers Elk Grove	*	245.450	42.600 9T	41.250 5	38.000 27	43.000 32T	40.750 14	39.850 16
	488	Nicholas Gleghorn			13.300	12.350		13.350	
	489	George Bryant				12.300	14.300	13.750	13.500
	490	Jordan Gotro		14.400		13.350	14.900	13.650	13.250
	728	Alex Harden		13.750	14.050				
	729	Tanner Dowell		14.450	13.900		13.800		13.100
13	Azarian Gymnastics	*	245.300	42.950 6	39.650 18	37.750 28T	44.850 16	39.950 21	40.150 11
	470	Kevin Tran		14.400	13.000	12.300	14.450	12.800	13.050
	471	Adam Young		13.750	13.550	11.800	15.000	13.700	13.300
	472	Kevin Wolting		14.800	13.100	13.650	15.400	13.450	13.800
14	Golden Bear	*	245.200	42.000 13	39.000 23	39.850 16	44.650 20	39.600 27	40.100 12
	538	Kevin Ko		14.500	13.600		15.150		14.700
	539	Aaron Lewis		14.350	12.600	12.750	14.800	13.400	
	540	Jonathan Liu		13.150	12.800	13.150	14.700	14.100	12.750
	766	Ethan Jose				13.950		12.100	12.650
15	Integrity	*	245.150	42.150 10	36.950 38T	39.250 19	46.650 5	39.750 23	40.400 8
	563	Alex Johnson		14.200	13.650	13.600	15.300	13.600	14.400
	564	Denis Aurelius		13.700	10.850	13.050	15.700	12.950	13.200
	801	Matthew Barr			12.450	12.600			
	802	Taylor Harrower		14.250			15.650	13.200	12.800

2010 JO NATIONALS MEN KNOXVILLE

Club Team Results Men

5/6/2010 - 5/9/2010







Rank	Gym	Team	Score						
16	Cypress Academy	*	244.450	41.650 14T	39.200 22	39.400 17T	44.000 23	40.600 16	39.600 18
	511	Jacob Davies		13.550	11.600	12.950		13.600	13.450
	512	Joseph Coumos		13.650	13.150	12.650	15.050	13.050	12.550
	746	C.J. Schaaf		14.450	14.450	13.800	15.200	13.950	13.600
	748	Jordan Lemmons					13.750		
17	San Mateo	*	244.300	42.050 12T	39.400 19	37.700 30T	45.250 12T	40.400 17	39.500 19T
	616	Travis Cameron		13.550	13.500	11.650	15.500	13.200	13.850
	617	Andrew Botto		13.500	12.250	13.500	14.650	13.400	12.200
	618	Ryan Patterson**		15.000	13.650	12.550	15.100	13.800	13.450
18	Roswell	*	243.950	41.050 26	39.300 20T	40.350 12T	43.150 30	40.150 18	39.950 14T
	608	Bobby Jacobs		13.600	12.800	12.950		13.200	13.150
	609	Zachary Owen		13.600	13.450		14.150	13.900	13.800
	852	Robbie Kocks			13.050	13.650	14.300	13.050	13.000
	853	Trent Jarrett		13.850		13.750	14.700		
19	Queen City	*	243.800	39.850 45	40.100 13T	38.800 20	45.100 14T	39.700 24	40.250 9
	598	Alexander Gordon		13.200	12.500	12.050	14.050		12.350
	599	Jeremy Siegel				13.100		12.900	
	600	Jesse Himmelsbach		13.550	14.300		15.000	13.800	14.400
	601	Kevin Baker		13.100	13.300	13.650	16.050	13.000	13.500
20	Swiss Turners	*	241.750	40.100 43	37.250 36	40.450 11	42.700 36	41.050 9	40.200 10
	625	Dmitri Belanovski**		13.900	14.650	14.300	15.050	14.700	14.300
	626	Paul Montague		13.200	9.750	13.950	14.000	14.100	12.750
	878	Kyle Christiansen		13.000	12.850	12.200	13.650	12.250	13.150
21	Premier Athletics	*	241.000	41.350 20	40.150 12T	39.400 18T	43.050 31	39.550 28T	37.500 29
	594	Matt Lee		13.450	13.300	12.300	13.700		10.450
	595	Chase Cannon		13.600	13.500		13.150	13.150	13.200
	843	Cale Robinson		14.300		12.950	16.200	12.600	13.850
	844	Riley Kerr*			13.350	14.150		13.800	

2010 JO NATIONALS MEN KNOXVILLE

Page: 5
 Printed on: 5/6/2010
 at: 10:26 PM

Club Team Results Men







5/6/2010 - 5/9/2010

Rank	Gym	Team	Score						
22	World Cup	*	240.650	40.850 32T	40.200 10	37.350 34	43.850 25	40.800 13	37.600 27
	648	Joe Frullaney					14.400		
	649	Dennis Zaremski			13.300	12.300	14.550	13.650	12.450
	650	Tiki Rampersad							12.000
	906	Dmytro Tserkovnyuk		13.200	13.250	12.350		13.650	
	908	Nick Brown		13.850	13.650			13.500	13.150
	909	Vincent Sanchez		13.800		12.700	14.900		
23	Black Hills	*	239.700	41.650 15T	37.900 32T	38.600 22T	42.050 42T	39.550 29T	39.950 15T
	479	Logan Melander		13.600	13.650	12.600	14.050	12.950	13.450
	480	Jesse Sutton		14.400		13.200	14.050	13.550	13.000
	721	Kyle Farmer		13.650	11.500	12.800			
	722	Michah Christensen			12.750		13.950	13.050	13.500
24	Gym Village	*	239.600	41.300 21	39.300 21T	40.250 14	41.350 48	39.650 25T	37.750 25
	549	Franz Card				13.100	13.000	13.150	
	777	Jacob Tilsley		13.400	12.900		14.700		11.650
	778	Mitchell Stallman		14.150	13.650	13.950		13.550	12.600
	779	Donnie Carper		13.750	12.750	13.200	13.650	12.950	13.500
25	Parkettes	*	238.850	41.000 27T	36.900 41T	37.300 35	44.050 22	40.100 19	39.500 20T
	591	Joe Peters		13.650	13.750	13.500		14.150	13.750
	838	Blaise Cosenza		13.650	11.200	11.350	14.250		
	839	Mike Bittner		13.700	11.950	12.450	14.250	12.600	13.550
	840	Sean Senters					15.550	13.350	12.200
26	Arete	*	237.450	41.500 17	39.700 17	34.900 56	43.000 33T	40.700 15	37.650 26
	463	Jacob Dastrup		14.900	14.550	13.250	15.050	14.500	12.950
	464	Tyson Grover		13.400	12.050	10.800	14.250	13.400	12.600
	465	Nicon Headman		13.200		10.850			12.100
	466	Brandon Hardy						12.800	
	467	Benjamin Jensen			13.100		13.700		

2010 JO NATIONALS MEN KNOXVILLE

Club Team Results Men

5/6/2010 - 5/9/2010







Rank	Gym	Team	Score						
27	Roch	*	237.350	41.250	38.600	36.200	45.100	39.150	37.050
				22	26	48T	15T	38	34
	605	Adam Dean	13.600	13.200	12.750	15.100	13.750	13.800	
	606	Matthew Riley	13.900	12.350	10.250	15.150	13.000	11.650	
	849	Louis Klein	13.750	13.050	13.200	14.850	12.400	11.600	
28	Elite Champion Gym	*	236.650	40.950	36.000	38.350	44.550	39.250	37.550
				29T	49	25	21	35T	28
	525	Meyer Williams	13.550	10.900	11.650	14.400	13.200	11.150	
	526	Austin Epperson	12.950	12.700	13.300	14.900	13.700	12.500	
	759	Chase Hames*					12.350		
	760	Josh Wilson	14.450	12.400	13.400	15.250		13.900	
29	Cal Sports	*	236.350	40.300	38.300	38.650	42.850	37.650	38.600
				41	30	21	34	52	24
	500	Tucker McClure	13.400	11.850		13.450	12.150	12.550	
	733	Brandon Judulang	13.050		12.700	14.750	12.150		
	734	William Clement	13.850	13.400	13.650	14.650	13.350	13.600	
	735	Kyle Nakashima		13.050	12.300			12.450	
30T	New Hope	*	236.300	41.200	36.900	42.150	43.950	34.900	37.200
				23	42T	4	24	58	32
	580	Nicholas Del Junco	14.000	12.600	13.150	14.500	11.450	12.950	
	581	Nick Spiro	14.050	13.350	14.700	16.050	11.900	13.600	
	833	Jonathan Spiro	13.150	10.950	14.300	13.400	11.550	10.650	
31T	Gym World Central	*	236.300	40.750	39.800	37.700	42.650	39.400	36.000
				35	15	31T	37T	33	42
	550	Emeric Quade	13.200		12.400	13.650	13.350	11.600	
	780	Kyle Conway		13.300	12.450	13.800		12.300	
	781	Brian Steffes	14.550	13.600	12.850	15.200	13.200	12.100	
	782	Ryan King	13.000	12.900			12.850		
32	Champion Gym Acad	*	235.950	40.850	36.100	38.150	44.800	39.250	36.800
				33T	47T	26	17T	36T	35
	503	David Malloy	13.300	8.650	11.700	13.650	12.000	10.700	
	739	Jordan Valdez	14.100	14.050	12.500	15.100	14.550	13.300	
	740	Alex Strait	13.450	13.400	13.950	16.050	12.700	12.800	

2010 JO NATIONALS MEN KNOXVILLE

Page: 7
 Printed on: 5/6/2010
 at: 10:26 PM

Club Team Results Men







5/6/2010 - 5/9/2010

Rank	Gym	Team	Score						
33	Rochester	*	235.650	39.550 48	40.100 14T	37.450 33	43.350 27	37.850 50	37.350 30
	607	Keaton Ackerman		12.650	12.800	12.100	14.950	13.150	12.350
	850	Andrew Grabowski		13.100	13.550	11.600	13.850	10.800	11.300
	851	Joseph Hodges		13.800	13.750	13.750	14.550	13.900	13.700
34	Gym Force	*	234.750	40.000 44	38.750 25	40.350 13T	42.250 39	38.350 48	35.050 50
	773	Jamali Smith		13.250	13.750	13.450	13.900	12.750	12.600
	774	William Casey		13.400	12.800	13.600	13.900	12.900	12.300
	775	Trevor Carson		13.350	12.200	13.300	14.450	12.700	10.150
35	Michigan Academy	*	233.850	40.450 38T	37.800 34	36.800 41	43.400 26	39.450 32	35.950 43T
	821	Michael Begin		14.250	12.950	11.250	15.000	13.100	11.950
	822	Matthew Freeman		13.550	13.300	12.800	14.750	13.350	12.800
	823	Colin Mahar		12.650	11.550	12.750	13.650	13.000	11.200
36	World Xtreme	*	233.650	41.450 18	36.950 39T	35.650 51	46.050 6	38.650 44T	34.900 51
	651	Fred Hartville		13.900			15.600	12.400	11.300
	910	Drew Powell			13.050	12.000		13.000	11.850
	911	Josh Williams		13.600	11.700	12.200	15.150		
	912	Devon Slaughter		13.950	12.200	11.450	15.300	13.250	11.750
37	Xtreme Altitude	*	233.150	41.100 24T	37.100 37	37.750 29T	41.150 50	38.750 43	37.300 31
	652	Eric Morrison		13.300		12.100	13.250	12.800	13.100
	913	Conner Ezell			11.750			12.700	11.800
	914	Sam Wright		13.900	11.400	12.450	13.600		12.400
	915	Adrian Evans		13.900	13.950	13.200	14.300	13.250	
38	NEAG	*	232.900	38.750 56	36.100 48T	36.850 39T	42.150 41	39.000 41T	40.050 13
	576	Brandon Iles		12.950	12.250	11.800	13.350	12.100	12.550
	829	Matt Felleman		14.200	13.300	13.900	15.000	13.950	14.600
	830	Corey Robideau		11.600	10.550	11.150	13.800	12.950	12.900

2010 JO NATIONALS MEN KNOXVILLE

Club Team Results Men

5/6/2010 - 5/9/2010







Rank	Gym	Team	Score						
39	Metropolitan	*	232.550	39.700 46	36.200 46	38.600 23T	42.200 40	39.300 34	36.550 38T
	818	Troy Lindsey		12.950	11.150	13.000	13.450	12.250	10.800
	819	Josiah Thomas		13.800	12.100	12.800	14.550	12.850	11.800
	820	Spencer Smith		12.950	12.950	12.800	14.200	14.200	13.950
40	Diamond Elite	*	232.400	41.000 28T	36.350 45	36.650 44T	44.800 18T	37.950 49	35.650 46T
	521	Will Tajingwa		13.300	10.150	11.750	15.200	11.000	12.250
	753	Kyle Banks		13.350	12.950	12.700	15.350	14.050	13.450
	754	Daniel Bernal		14.350			14.250		
	755	Kyle Murillo			13.250	12.200		12.900	9.950
41	Emerald City	*	231.150	41.100 25T	36.950 40T	35.500 54	40.900 53	39.550 30T	37.150 33
	527	Aria Sabbagh		13.700	11.400	11.600		13.100	12.750
	528	Zachary Tucker		13.600			13.600		12.100
	529	Ben Oppenheimer			12.150	11.900	13.100	13.200	
	530	Zachary Wendland		13.800	13.400	12.000	14.200	13.250	12.300
42	Eagles Wings Ath	*	230.950	40.800 34	38.500 27	33.200 59	42.050 43T	39.650 26T	36.750 36
	523	Evan Fitzgerald		13.300		10.200	14.150	13.050	12.250
	524	Johann Handszer		13.900	13.200	11.300	13.800	13.850	12.150
	757	Logan Doughty		13.600	12.250	11.700	14.100		
	758	Justin Muenz			13.050			12.750	12.350
43	GO USA	*	230.700	39.250 53	38.350 29	37.550 32	41.850 44	39.850 22	33.850 55
	536	Capri Sano		12.900	12.950	12.900	14.800	12.800	14.100
	764	Eric Shepard		13.300	11.350	11.250	13.300	13.250	9.900
	765	Chad Mason*		13.050	14.050	13.400	13.750	13.800	9.850
44T	Top Flight MD	*	230.500	38.800 55	38.800 24	36.850 40T	42.750 35	39.250 37T	34.050 54
	630	Alex Stewart		11.950	11.450	11.350	13.800	12.900	10.800
	631	Kyle Zemeir		13.850	13.000	12.850	14.800	13.800	12.400
	879	Brandan Jones		13.000	14.350	12.650	14.150	12.550	10.850

2010 JO NATIONALS MEN KNOXVILLE

Page: 9
 Printed on: 5/6/2010
 at: 10:26 PM

Club Team Results Men







5/6/2010 - 5/9/2010

Rank	Gym	Team	Score						
45T	Cobb Challengers	*	230.500	40.950 30T	35.600 51T	36.050 50	43.200 29	39.100 39T	35.600 48
	505	Skyler Bentzel		13.900	11.950	11.000	15.200	12.650	12.550
	742	Eric Viscardi		13.400	13.050	13.300	14.750	13.050	10.900
	743	Tyler Green*		13.650	10.600	11.750	13.250	13.400	12.150
46	Crenshaw Athletic	*	230.350	38.950 54	37.400 35	37.050 36T	42.650 38T	37.800 51	36.500 40
	508	Daniel Wuthnow		12.400	11.500	11.200	13.300	11.800	11.350
	744	Reid Swanger		12.800	12.500	12.700	13.900	12.200	12.500
	745	Raymond White		13.750	13.400	13.150	15.450	13.800	12.650
47	Redwood Empire	*	230.200	39.300 52	38.050 31	37.050 37T	41.300 49	38.550 46	35.950 44T
	603	Yordan Aleksandrov**		13.900	12.300	13.300	13.850	13.750	12.200
	846	Corbett Schmitz		12.450	11.750	11.950	13.350	11.850	11.400
	847	A.J. Schottstaedt		12.950	14.000	11.800	14.100	12.950	12.350
48	MAC	*	228.750	40.450 39T	35.600 52T	36.300 46T	40.300 55T	39.500 31	36.600 37
	569	Nathan Swanson		13.650	11.100		13.350	13.200	11.400
	570	Banks Hall		13.200	11.000	12.350	13.400		
	571	Christopher Short		13.600					13.450
	812	Ethan Eldred			13.500	12.000	13.550	13.250	11.750
	813	Isaac Olds*				11.950		13.050	
49	NESA	*	228.700	40.500 37	36.700 44	36.200 49T	40.950 51T	38.650 45T	35.700 45
	577	Mark Springett		13.200	13.150	12.100	14.200	12.500	11.300
	578	Mon Henglin		13.900	12.850	11.300	13.450	13.650	12.550
	831	Thomas Goodell		13.400	10.700	12.800	13.300	12.500	11.850
50	Hot Shots	*	227.550	40.900 31	37.900 33T	35.550 53	41.750 45	39.100 40T	32.350 57T
	559	Josh McLeod		13.000	11.800	11.500	12.900	12.450	9.850
	560	Colt Kucker		13.300	12.950	11.800	13.600	13.200	9.450
	561	Brandon Beckhardt		14.600	13.150	12.250	15.250	13.450	13.050

2010 JO NATIONALS MEN KNOXVILLE

Club Team Results Men







5/6/2010 - 5/9/2010

Rank	Gym	Team	Score						
51	DeVeau's School	*	226.300	39.450 50	32.550 56	36.700 42T	41.400 47	40.050 20	36.150 41
	518	Steven Davis		12.750	7.850	11.950	12.750	13.100	11.900
	519	Christopher Stephenson		13.900	13.300	12.250	13.900	13.850	11.650
	751	Joshua Byars		12.800	11.400	12.500	14.750	13.100	12.600
52	Indy School	*	225.300	39.350 51	34.600 55	35.200 55	41.500 46	39.000 42T	35.650 47T
	562	Sean Brazzale		13.900	9.450	11.000	14.800	12.850	10.150
	799	Luke Wagner*		12.400	12.850	11.150	13.250	12.650	12.900
	800	Ellis Mannon		13.050	12.300	13.050	13.450	13.500	12.600
53	CTC	*	224.950	39.500 49	36.750 43	34.300 57	40.950 52T	36.900 54	36.550 39T
	496	Colby Pedrick		13.650	12.350	10.150	13.900	12.550	12.950
	497	Adam Avant		13.250	11.200	12.550	14.100	12.750	10.350
	731	Nick Gaudlip		12.600	13.200	11.600	12.950	11.600	13.250
54	Sterling	*	224.100	38.250 58	35.750 50	36.950 38	40.150 57	38.400 47	34.600 52
	620	Jon Rydzefski		13.600	11.950	13.200	15.000	13.600	13.350
	621	Graham Lacerte		12.350	12.550	11.650	13.100	12.400	10.700
	871	Doug Blanton		12.300	11.250	12.100	12.050	12.400	10.550
55	SALTO	*	222.750	39.600 47	35.400 53	36.300 47T	40.000 58	35.900 57	35.550 49
	610	Connor Westrick		13.150	11.950	10.000	13.100	12.450	11.600
	611	Zachary Swain		13.700	11.700	12.050	13.450	12.300	12.250
	856	Jack Metcalf			11.750	14.250			
	857	Lee Vanderweele		12.750			13.450	11.150	11.700
56	Granite State	*	219.750	38.600 57	34.800 54	35.600 52	40.600 54	36.600 55	33.550 56
	541	Jack Kirsch		12.750	9.650	11.750	12.400	11.200	11.250
	767	Jay Grimes		13.350	12.350	12.350	14.200	12.750	11.400
	768	Sean Sirrianna		12.500	12.800	11.500	14.000	12.650	10.900

2010 JO NATIONALS MEN KNOXVILLE

Club Team Results Men

5/6/2010 - 5/9/2010







Rank	Gym	Team	Score						
57	CG's	*	215.350	37.850 59	32.200 57	33.650 58	40.300 56T	37.250 53	34.100 53
	492	Kyle Volentine		13.150	11.350	10.950	13.800	13.000	12.050
	493	Joshua Smith		11.800	11.200	11.100	13.300	11.800	11.550
	494	Brendan Smyth		12.900	9.650	11.600	13.200	12.450	10.500
58	Gym & More	*	213.350	40.550 36	24.400 76T	36.650 45T	43.300 28	36.100 56	32.350 58T
	544	Evan Jones		12.550	11.100	11.800	12.850	12.150	10.900
	771	Andrew Teal		14.250	13.300	12.600	15.500	11.650	9.050
	772	Adam Garland		13.750		12.250	14.950	12.300	12.400
59	M&M	*	137.600	40.400 40	21.750 91	25.650 75T	26.150 87	12.900 130T	10.750 165T
	568	Casey Fischer		13.900	11.100	11.300	12.150	12.900	10.750
	810	Shawn Bechtel*		12.950					
	811	Don Arndt		13.550	10.650	14.350	14.000		
60	Great Northern	*	96.350	12.800 157T	10.600 174T	36.700 43T	14.000 133T	11.600 177	10.650 169
	542	Zach Liebler		12.800	10.600	10.900	14.000	11.600	10.650
	769	Ethan Moravec				12.950			
	770	Scott VanderVeer				12.850			

2010 JO NATIONALS MEN KNOXVILLE

Club Team Results Men

Page: 12
Printed on: 5/6/2010
at: 10:26 PM

5/6/2010 - 5/9/2010

Rank	Gym	Team	Score						
61	Westside	*	83.650	26.200 80	24.050 80T	8.950 180	14.150 126T	10.300 181	0.000 181
	646	Dustin Shiffer		12.600	12.550	8.950	14.150	10.300	
	901	Franklin Stutevoss		13.600					
	902	Jason Wang			11.500				