







# 2010 JO NATIONALS MEN KNOXVILLE

## Regional Team Results

### Men - 16-18

5/6/2010 - 5/9/2010







Rank	Gym	Team	Score						
<b>1</b>	<b>Team 1</b>	<b>1</b>	<b>427.900</b>	<b>71.950</b>	<b>69.700</b>	<b>70.500</b>	<b>76.950</b>	<b>70.150</b>	<b>68.650</b>
				1	1	2	2	1	2
	805	Dylan James		14.250	13.700	13.150	14.900	13.800	12.850
	828	Connor Stillwell			13.500	13.650		13.700	13.200
	860	Sam Mikulak		14.900	14.350	15.050	16.400	14.250	14.900
	861	Jesse Glenn		14.500	14.350	14.400	15.450		14.450
	899	Brandon Jessup		13.950			14.450	13.800	
	900	Christopher Turner		14.350	13.800	14.250	15.750	14.600	13.250
<b>2</b>	<b>Team 5</b>	<b>5</b>	<b>422.350</b>	<b>70.550</b>	<b>68.450</b>	<b>69.750</b>	<b>76.250</b>	<b>68.650</b>	<b>68.700</b>
				5	2	3	5	2	1
	717	Michael Strathern		14.100	13.350	13.450	15.100	13.450	
	724	Danny Berardini		13.500	13.400			14.000	13.650
	726	Jacoby Rubin		13.450	13.650	13.800	15.850	13.750	13.100
	727	Wasef Burbar			14.200	13.400	14.500		15.400
	792	Drew Moling		14.550	13.850	14.650	14.800	13.250	13.450
	793	Trevor Howard		14.950		14.450	16.000	14.200	13.100
<b>3</b>	<b>Team 3</b>	<b>3</b>	<b>420.200</b>	<b>71.600</b>	<b>67.000</b>	<b>67.850</b>	<b>78.100</b>	<b>68.500</b>	<b>67.150</b>
				3	5	6	1	3	4
	739	Jordan Valdez		14.100	14.050		15.100	14.550	13.300
	740	Alex Strait			13.400	13.950	16.050	12.700	
	746	C.J. Schaaf		14.450	14.450	13.800	15.200	13.950	13.600
	794	Andy House*		14.600	12.350	13.600	15.850	13.600	13.400
	803	Joshua Ramos		13.900		13.100			13.100
	870	Justin Morinishi		14.550	12.750	13.400	15.900	13.700	13.750
<b>4</b>	<b>Team 7</b>	<b>7</b>	<b>418.500</b>	<b>70.100</b>	<b>65.300</b>	<b>71.900</b>	<b>76.400</b>	<b>67.950</b>	<b>66.850</b>
				6	6	1	4	4	6
	776	Ubaldo Sanquiz**		13.000	9.900	14.650			
	788	Cyrus Dobre-Mofid		14.700	13.650	13.400	15.650	13.550	13.900
	840	Sean Senters					15.550	13.350	12.200
	851	Joseph Hodges		13.800	13.750	13.750	14.550	13.900	13.700
	877	Alex Bubnov		13.050	13.600	14.600	14.200	13.550	12.750
	883	Jesse Silverstein*		15.550	14.400	15.500	16.450	13.600	14.300

# 2010 JO NATIONALS MEN KNOXVILLE

## Regional Team Results

### Men - 16-18

5/6/2010 - 5/9/2010

Rank	Gym	Team	Score						
<b>5</b>	<b>Team 6</b>	<b>6</b>	<b>415.800</b>	<b>69.950</b>	<b>67.550</b>	<b>68.150</b>	<b>75.100</b>	<b>67.000</b>	<b>68.050</b>
				<b>7</b>	<b>3</b>	<b>4</b>	<b>6</b>	<b>6</b>	<b>3</b>
	749	Josh Ungar		13.600	13.450	14.100	15.900	13.800	14.050
	750	Paul Wood			13.850	13.000	15.050	12.750	13.300
	771	Andrew Teal		14.250	13.300		15.500		
	778	Mitchell Stallman		14.150	13.650	13.950		13.550	12.600
	779	Donnie Carper		13.750		13.200	13.650	12.950	13.500
	829	Matt Felleman		14.200	13.300	13.900	15.000	13.950	14.600
<b>6</b>	<b>Team 8</b>	<b>8</b>	<b>415.250</b>	<b>71.200</b>	<b>67.150</b>	<b>67.950</b>	<b>76.700</b>	<b>65.200</b>	<b>67.050</b>
				<b>4</b>	<b>4</b>	<b>5</b>	<b>3</b>	<b>8</b>	<b>5</b>
	762	Mac Ritchie*			13.400	13.050	14.800	12.650	13.350
	837	Wyatt Aycock		14.550	14.850	13.650	15.500	13.850	13.500
	843	Cale Robinson		14.300	12.300		16.200		13.850
	852	Robbie Kocks		13.200	13.050	13.650		13.050	13.000
	864	Matt Frey		14.700		13.400	15.750	12.800	
	890	Alexander Barrera		14.450	13.550	14.200	14.450	12.850	13.350
<b>7</b>	<b>Team 9</b>	<b>9</b>	<b>408.200</b>	<b>71.850</b>	<b>64.650</b>	<b>66.550</b>	<b>73.450</b>	<b>67.750</b>	<b>63.950</b>
				<b>2</b>	<b>7</b>	<b>7</b>	<b>7</b>	<b>5</b>	<b>8</b>
	701	Colton Wulf		14.800	13.650	13.350	16.100	14.050	13.600
	704	Troup Wood*		13.850	13.000	13.250	13.650	13.800	13.400
	706	Hayden Henriouille*		14.850	12.400	13.600		13.450	13.650
	707	Niko Schwab		14.200	12.950		14.550	13.100	
	854	Michael Levy			12.650	13.100	14.350		12.400
	855	Adam Kern		14.150		13.250	14.800	13.350	10.900
<b>8</b>	<b>Team 2</b>	<b>2</b>	<b>395.250</b>	<b>65.600</b>	<b>62.950</b>	<b>65.300</b>	<b>72.150</b>	<b>65.600</b>	<b>63.650</b>
				<b>9</b>	<b>8</b>	<b>8</b>	<b>8</b>	<b>7</b>	<b>9</b>
	722	Michah Christensen			12.750	12.550	13.950	13.050	13.500
	738	Zack Chase		12.950	11.650	14.150	15.900	12.250	12.650
	812	Ethan Eldred		12.950	13.500		13.550	13.250	11.750
	818	Troy Lindsey		12.950		13.000			
	819	Josiah Thomas		13.800	12.100	12.800	14.550	12.850	11.800
	820	Spencer Smith		12.950	12.950	12.800	14.200	14.200	13.950







# 2010 JO NATIONALS MEN KNOXVILLE

## Regional Team Results

### Men - 16-18

Page: 3  
Printed on: 5/6/2010  
at: 10:25 PM

5/6/2010 - 5/9/2010

Rank	Gym	Team	Score						
9	Team 4	4	390.750	66.900 8	61.800 9	62.800 9	71.350 9	63.500 9	64.400 7
796	Lance Alberhasky*				12.450	12.800	15.100	12.650	14.050
797	Mitchell Landau		13.900		13.250			12.900	12.050
811	Don Arndt		13.550		10.650	14.350	14.000		
814	Bill Francis*		13.250		12.600	11.650	13.550	13.400	13.150
826	Nick Quam		13.200			11.800	15.050	12.300	12.000
878	Kyle Christiansen		13.000		12.850	12.200	13.650	12.250	13.150