


2010 JO NATIONALS MEN KNOXVILLE

Meet Results - Day 1 Men - 16-18

5/6/2010







Rank	Num	Name	USAG #	Gym						AA	
1	860	Sam Mikulak	325413	SCATS	Diff: 5.700	5.300	5.800	7.300	5.500	6.100	
					Exec: 9.200	9.050	9.250	9.100	8.750	8.800	
					ND:	
					Final: 14.900	14.350	15.050	16.400	14.250	14.900	89.850
					Place: 4	8T	2	3	3	2	1
2	883	Jesse Silverstein*	47508	U. S. Gymnastics Dev	Diff: 6.400	4.900	6.000	7.300	5.600	5.200	
					Exec: 9.150	9.500	9.500	9.150	8.000	9.100	
					ND:	
					Final: 15.550	14.400	15.500	16.450	13.600	14.300	89.800
					Place: 1	5	1	2	34T	5	2
3	900	Christopher Turner	55543	West Coast	Diff: 5.500	5.300	5.600	6.600	5.000	5.100	
					Exec: 8.850	8.500	8.650	9.150	9.600	8.150	
					ND:	
					Final: 14.350	13.800	14.250	15.750	14.600	13.250	86.000
					Place: 23T	22	13T	16T	1	44T	3
4	837	Wyatt Aycock	355854	Orlando Metro	Diff: 5.600	5.700	5.700	6.600	5.200	5.000	
					Exec: 8.950	9.150	7.950	8.900	8.650	8.500	
					ND:	
					Final: 14.550	14.850	13.650	15.500	13.850	13.500	85.900
					Place: 13*	2*	42T	25T	17T	28T	4
5	701	Colton Wulf	363011	5280	Diff: 5.700	4.900	4.800	6.800	5.100	5.000	
					Exec: 9.100	8.750	8.550	9.300	8.950	8.600	
					ND:	
					Final: 14.800	13.650	13.350	16.100	14.050	13.600	85.550
					Place: 6	29T	59T	5	9T	20T	5
6	793	Trevor Howard	352482	Hocking Valley	Diff: 5.800	4.300	5.500	6.700	5.500	5.000	
					Exec: 9.150	8.500	8.950	9.300	8.700	8.100	
					ND:	
					Final: 14.950	12.800	14.450	16.000	14.200	13.100	85.500
					Place: 2*	93*	8	7	5T	56T	6
7	746	C.J. Schaaf	42908	Cypress Academy	Diff: 5.200	5.200	5.100	5.700	4.800	5.000	
					Exec: 9.250	9.250	8.700	9.500	9.150	8.600	
					ND:	
					Final: 14.450	14.450	13.800	15.200	13.950	13.600	85.450
					Place: 17*	4	33T	37*	13T	21T	7
8	861	Jesse Glenn	38920	SCATS	Diff: 5.200	5.000	5.400	6.200	4.700	5.400	
					Exec: 9.300	9.350	9.000	9.250	7.200	9.050	
					ND:	
					Final: 14.500	14.350	14.400	15.450	11.900	14.450	85.050
					Place: 15	7T	9	27T	175T	4	8
9	829	Matt Felleman	368156	NEAG	Diff: 5.800	4.700	4.500	5.700	4.700	5.400	
					Exec: 8.400	8.600	9.400	9.300	9.250	9.200	
					ND:	
					Final: 14.200	13.300	13.900	15.000	13.950	14.600	84.950
					Place: 31T	56T	29T	50*	11*	3	9

2010 JO NATIONALS MEN KNOXVILLE

Meet Results

Men - 16-18

5/6/2010 - 5/9/2010







Rank	Num	Name	USAG #	Gym							AA
10	749	Josh Ungar	82545	Daggetts	Diff: 5.000	4.300	5.200	6.300	4.700	5.300	
					Exec: 8.600	9.150	8.900	9.600	9.100	8.750	
					ND:	
					Final: 13.600	13.450	14.100	15.900	13.800	14.050	84.900
					Place: 83*	43	19T	10T	20*	8T	10
11	788	Cyrus Dobre-Mofid	359660	Hanover YMCA	Diff: 5.500	4.700	5.200	6.700	5.300	5.200	
					Exec: 9.200	8.950	8.200	8.950	8.250	8.700	
					ND:	
					Final: 14.700	13.650	13.400	15.650	13.550	13.900	84.850
					Place: 8T	27T	56*	20T	39T	11T	11
12	792	Drew Moling	334688	Hocking Valley	Diff: 5.400	5.000	6.100	5.800	4.900	5.200	
					Exec: 9.150	8.850	8.550	9.000	8.350	8.250	
					ND:	
					Final: 14.550	13.850	14.650	14.800	13.250	13.450	84.550
					Place: 12T	21T	6T	60*	72T	31T	12
13	727	Wasef Burbar	367592	Buffalo Grove	Diff: 5.000	4.900	5.000	5.700	5.100	6.300	
					Exec: 8.350	9.300	8.400	8.800	8.150	9.100	
					ND:	
					Final: 13.350	14.200	13.400	14.500	13.250	15.400	84.100
					Place: 103T	10T	54*	82*	73T	1	13
14	870	Justin Morinishi	311649	St. Louis Gym Centre	Diff: 5.600	4.700	4.800	6.200	4.400	4.400	
					Exec: 8.950	8.050	8.600	9.700	9.300	9.350	
					ND:	
					Final: 14.550	12.750	13.400	15.900	13.700	13.750	84.050
					Place: 14*	99T	52T	9T	29*	14	14
15	896	Eric Schryver	309366	WOGA	Diff: 5.200	5.700	4.900	5.700	4.800	5.300	
					Exec: 7.850	9.150	8.800	8.950	9.050	8.550	
					ND:	
					Final: 13.050	14.850	13.700	14.650	13.850	13.850	83.950
					Place: 138T	3*	38	75*	16T	13T	15
16T	739	Jordan Valdez	320671	Champion Gym Acad	Diff: 5.000	4.800	4.200	5.800	5.300	5.200	
					Exec: 9.100	9.250	8.300	9.300	9.250	8.100	
					ND:	
					Final: 14.100	14.050	12.500	15.100	14.550	13.300	83.600
					Place: 40*	12T	115*	43T	2	41T	16T
17T	726	Jacoby Rubin	367770	Buffalo Grove	Diff: 5.200	5.300	5.900	6.800	5.000	4.900	
					Exec: 8.250	8.350	7.900	9.050	8.750	8.200	
					ND:	
					Final: 13.450	13.650	13.800	15.850	13.750	13.100	83.600
					Place: 94T	30T	35T	14T	27T	55T	17T
18	741	Brian Knott	348557	Chelsea Piers	Diff: 5.200	4.800	5.700	5.700	4.700	4.900	
					Exec: 9.500	8.750	8.100	9.050	8.650	8.450	
					ND:	
					Final: 14.700	13.550	13.800	14.750	13.350	13.350	83.500
					Place: 7T	37T	34T	62*	62*	37T	18

2010 JO NATIONALS MEN KNOXVILLE

Meet Results

Men - 16-18

5/6/2010 - 5/9/2010







Rank	Num	Name	USAG #	Gym							AA
19	851	Joseph Hodges	100643	Rochester	Diff: 5.000	5.300	4.800	5.400	4.900	4.800	
					Exec: 8.800	8.450	8.950	9.150	9.000	8.900	
					ND:						
					Final: 13.800	13.750	13.750	14.550	13.900	13.700	83.450
					Place: 62*	24T	36T	77T	15T	15	19
20T	794	Andy House*	222998	Houston Gym Center	Diff: 5.600	5.000	5.000	6.300	4.900	4.700	
					Exec: 9.000	7.350	8.600	9.550	8.700	8.700	
					ND:						
					Final: 14.600	12.350	13.600	15.850	13.600	13.400	83.400
					Place: 10	120T	46T	13T	33T	33T	20T
21T	916	Cameron Rogers	55273	Zenith	Diff: 5.700	4.600	5.500	5.800	5.100	4.400	
					Exec: 8.400	8.200	9.150	9.400	8.200	8.950	
					ND:						
					Final: 14.100	12.800	14.650	15.200	13.300	13.350	83.400
					Place: 43T	95T	4T	40T	65	34T	21T
22	890	Alexander Barrera*	305616	Universal	Diff: 5.300	5.100	5.800	5.700	5.400	4.900	
					Exec: 9.150	8.450	8.400	8.750	7.450	8.450	
					ND:						
					Final: 14.450	13.550	14.200	14.450	12.850	13.350	82.850
					Place: 19*	38T	15	84T	108T	36T	22
23	805	Dylan James	360619	JAG	Diff: 5.200	5.000	5.500	6.200	4.900	4.000	
					Exec: 9.050	8.700	7.650	8.700	8.900	8.850	
					ND:						
					Final: 14.250	13.700	13.150	14.900	13.800	12.850	82.650
					Place: 28*	25	73T	56T	24*	68	23
24	716	Jeffrey Treleaven*	313934	Bartlett	Diff: 5.700	5.100	4.900	7.200	4.300	4.300	
					Exec: 8.750	7.750	8.650	9.350	7.900	8.650	
					ND:						
					Final: 14.450	12.850	13.550	16.550	12.200	12.950	82.550
					Place: 20T	91T	47	1	159T	62*	24
25T	785	Nicholas Hunter	87992	Gymnastics World	Diff: 5.000	4.900	4.800	5.700	4.900	4.700	
					Exec: 8.700	9.150	8.800	8.700	8.700	8.450	
					ND:						
					Final: 13.700	14.050	13.600	14.400	13.600	13.150	82.500
					Place: 73T	13T	45T	87T	32T	52T	25T
26T	734	William Clement	52590	Cal Sports	Diff: 4.800	4.700	4.900	5.700	4.500	5.100	
					Exec: 9.050	8.700	8.750	8.950	8.850	8.500	
					ND:						
					Final: 13.850	13.400	13.650	14.650	13.350	13.600	82.500
					Place: 59T	47T	40*	73*	60T	22T	26T
27	724	Danny Berardini	341674	Buffalo Grove	Diff: 5.000	4.600	5.200	5.700	5.000	4.800	
					Exec: 8.500	8.800	8.200	8.800	9.000	8.850	
					ND:						
					Final: 13.500	13.400	13.400	14.500	14.000	13.650	82.450
					Place: 90T	46T	57*	81*	10	18T	27

2010 JO NATIONALS MEN KNOXVILLE

Meet Results

Men - 16-18

5/6/2010 - 5/9/2010







Rank	Num	Name	USAG #	Gym							AA
28	740	Alex Strait	337874	Champion Gym Acad	Diff: 5.300	4.300	5.400	6.600	4.900	4.700	
					Exec: 8.150	9.100	8.550	9.450	7.800	8.100	
					ND:	
					Final: 13.450	13.400	13.950	16.050	12.700	12.800	82.350
					Place: 95T	45T	28T	6	122T	73T	28
29	807	Steffen Beck	325867	LaFleur Tampa	Diff: 5.000	5.000	5.500	6.100	3.900	4.100	
					Exec: 8.200	8.300	8.400	9.750	9.450	8.600	
					ND:	
					Final: 13.200	13.300	13.900	15.850	13.350	12.700	82.300
					Place: 121*	57T	31T	12T	56T	77T	29
30	763	Landon Funciello	58193	G. C. 2	Diff: 5.500	3.900	6.500	5.700	5.100	4.000	
					Exec: 8.650	8.800	8.450	8.800	8.400	8.450	
					ND:	
					Final: 14.150	12.700	14.950	14.500	13.500	12.450	82.250
					Place: 36T	100T	3	80T	42T	96T	30
31T	843	Cale Robinson	46689	Premier Athletics	Diff: 6.200	4.100	4.700	6.700	4.800	5.000	
					Exec: 8.100	8.200	8.250	9.500	7.800	8.850	
					ND:	
					Final: 14.300	12.300	12.950	16.200	12.600	13.850	82.200
					Place: 24	121T	84T	4	132T	12T	31T
32T	745	Raymond White	345200	Crenshaw Athletic	Diff: 6.200	4.900	5.300	6.800	4.600	4.100	
					Exec: 7.550	8.500	7.850	8.650	9.200	8.550	
					ND:	
					Final: 13.750	13.400	13.150	15.450	13.800	12.650	82.200
					Place: 70T	49T	72T	28T	19T	80T	32T
33	904	Robert DiRuggeris	326873	Will-Moor	Diff: 5.800	4.600	5.200	6.600	3.700	3.900	
					Exec: 9.150	8.900	8.150	9.200	9.300	7.450	
					ND:	
					Final: 14.950	13.500	13.350	15.800	13.000	11.350	81.950
					Place: 3*	41*	60T	15	90T	154T	33
34T	804	Jeffrey Becker	358810	International Boys	Diff: 5.400	4.300	4.500	6.300	4.800	4.900	
					Exec: 8.600	7.650	8.750	9.650	8.300	8.750	
					ND:	
					Final: 14.000	11.950	13.250	15.950	13.100	13.650	81.900
					Place: 49T	132T	63T	8	82T	19T	34T
35T	717	Michael Strathern	54470	Bartlett	Diff: 4.900	4.700	4.900	7.400	5.000	4.600	
					Exec: 9.200	8.650	8.550	7.700	8.450	7.850	
					ND:	
					Final: 14.100	13.350	13.450	15.100	13.450	12.450	81.900
					Place: 38T	50T	49*	45T	46T	97T	35T
36	753	Kyle Banks	54325	Diamond Elite	Diff: 5.100	4.100	4.600	6.700	4.800	5.100	
					Exec: 8.250	8.850	8.100	8.650	9.250	8.350	
					ND:	
					Final: 13.350	12.950	12.700	15.350	14.050	13.450	81.850
					Place: 104T	79T	104T	31T	8T	30T	36

2010 JO NATIONALS MEN KNOXVILLE

Meet Results

Men - 16-18

5/6/2010 - 5/9/2010







Rank	Num	Name	USAG #	Gym							AA
37	877	Alex Bubnov	319847	Surgent's	Diff: 4.900	4.800	5.500	5.700	4.800	4.400	
					Exec: 8.150	8.800	9.100	8.500	8.750	8.350	
					ND:	
					Final: 13.050	13.600	14.600	14.200	13.550	12.750	81.750
					Place: 136T	32T	7	102T	38T	75	37
38	875	Paul Rizkalla Jr.	19913	Surgent's	Diff: 4.500	4.600	5.100	6.300	4.300	4.600	
					Exec: 9.150	8.650	8.800	8.950	8.450	8.300	
					ND:	
					Final: 13.650	13.250	13.900	15.250	12.750	12.900	81.700
					Place: 74T	60*	30T	35T	117*	66T	38
39	824	Richard De Palma	51775	Mills USA	Diff: 5.000	4.000	5.000	5.700	4.300	4.700	
					Exec: 9.050	8.700	8.400	8.900	8.950	8.950	
					ND:	
					Final: 14.050	12.700	13.400	14.600	13.250	13.650	81.650
					Place: 44T	101T	55*	76	67*	17T	39
40T	719	Michael Farquhar	339313	Bartlett	Diff: 5.300	4.100	5.800	5.800	4.500	4.400	
					Exec: 8.800	7.250	8.250	9.600	9.050	8.700	
					ND:	
					Final: 14.100	11.350	14.050	15.400	13.550	13.100	81.550
					Place: 41T	157T	24T	29	36T	53T	40T
41T	760	Josh Wilson	356383	Elite Champion Gym	Diff: 5.200	4.100	4.700	6.600	4.600	5.100	
					Exec: 9.250	8.300	8.700	8.650	7.550	8.800	
					ND:	
					Final: 14.450	12.400	13.400	15.250	12.150	13.900	81.550
					Place: 16*	115T	50T	36T	165T	10T	41T
42	781	Brian Steffes	149442	Gym World Central	Diff: 5.300	4.400	4.600	5.700	4.500	4.300	
					Exec: 9.250	9.200	8.250	9.500	8.700	7.800	
					ND:	
					Final: 14.550	13.600	12.850	15.200	13.200	12.100	81.500
					Place: 11T	31T	89T	39T	75*	120T	42
43	706	Hayden Henriouille*	348316	5280	Diff: 5.700	4.300	4.800	6.600	4.700	4.500	
					Exec: 9.150	8.100	8.800	6.850	8.750	9.150	
					ND:	
					Final: 14.850	12.400	13.600	13.450	13.450	13.650	81.400
					Place: 5	116T	44T	162T	45T	16T	43
44	718	Angelo Bronzino	18565	Bartlett	Diff: 4.900	4.800	6.100	5.700	4.700	4.900	
					Exec: 9.250	7.100	8.200	8.950	8.350	8.400	
					ND:	
					Final: 14.150	11.900	14.300	14.650	13.050	13.300	81.350
					Place: 34T	135T	11*	74*	89T	40T	44
45	899	Brandon Jessup	53067	West Coast	Diff: 5.200	4.100	4.800	5.700	4.500	4.000	
					Exec: 8.750	9.100	8.300	8.750	9.300	8.650	
					ND:	
					Final: 13.950	13.200	13.100	14.450	13.800	12.650	81.150
					Place: 52*	64T	76T	85T	18T	79T	45

2010 JO NATIONALS MEN KNOXVILLE

Meet Results

Men - 16-18

5/6/2010 - 5/9/2010







Rank	Num	Name	USAG #	Gym							AA
46	864	Matt Frey	181831	South Florida	Diff: 5.900	5.200	5.200	7.300	5.500	4.800	
					Exec: 8.800	6.600	8.200	8.450	7.300	7.850	
					ND:	
					Final: 14.700	11.800	13.400	15.750	12.800	12.650	81.100
					Place: 9T	139T	58T	17T	110T	83T	46
47	820	Spencer Smith	24696	Metropolitan	Diff: 4.600	4.200	4.900	5.400	4.500	5.000	
					Exec: 8.350	8.750	7.900	8.800	9.700	8.950	
					ND:	
					Final: 12.950	12.950	12.800	14.200	14.200	13.950	81.050
					Place: 148T	81T	95T	100T	4T	9	47
48T	893	Corbin Palmer	309407	WOGA	Diff: 4.700	4.700	4.900	6.200	4.600	4.700	
					Exec: 9.450	8.250	7.400	9.000	8.750	8.300	
					ND:	
					Final: 14.150	12.950	12.300	15.200	13.350	13.000	80.950
					Place: 33*	83T	135T	41T	61T	61T	48T
49T	704	Troup Wood*	123622	5280	Diff: 4.700	4.300	5.000	4.800	4.700	4.400	
					Exec: 9.150	8.700	8.250	8.850	9.100	9.000	
					ND:	
					Final: 13.850	13.000	13.250	13.650	13.800	13.400	80.950
					Place: 58T	74T	64T	144T	21*	32T	49T
50T	795	Joshua Steves	32403	Houston Gym Center	Diff: 4.800	3.200	5.800	5.900	4.700	4.000	
					Exec: 8.800	7.900	8.350	9.100	9.250	9.050	
					ND:	
					Final: 13.600	11.100	14.150	15.000	13.950	13.050	80.850
					Place: 81T	170T	18T	53T	12*	58	50T
51T	778	Mitchell Stallman	39094	Gym Village	Diff: 4.700	4.700	5.300	5.700	4.600	3.600	
					Exec: 9.450	8.950	8.650	7.250	8.950	9.000	
					ND:	
					Final: 14.150	13.650	13.950	12.950	13.550	12.600	80.850
					Place: 32*	28T	26T	184T	37T	85T	51T
52	725	Craig Hernandez	351223	Buffalo Grove	Diff: 5.200	5.500	5.600	4.800	4.900	4.500	
					Exec: 8.550	9.500	7.450	9.050	8.500	7.150	
					ND:	
					Final: 13.750	15.000	13.050	13.850	13.400	11.650	80.700
					Place: 68T	1	81T	126T	55T	145T	52
53	750	Paul Wood	37570	Daggetts	Diff: 5.000	4.800	4.900	5.800	4.700	4.400	
					Exec: 7.700	9.050	8.100	9.250	8.050	8.900	
					ND:	
					Final: 12.700	13.850	13.000	15.050	12.750	13.300	80.650
					Place: 166T	20T	83T	49*	118T	39T	53
54	822	Matthew Freeman	66460	Michigan Academy	Diff: 5.200	4.600	5.600	5.700	4.400	4.400	
					Exec: 8.350	8.700	7.200	9.050	8.950	8.400	
					ND:	
					Final: 13.550	13.300	12.800	14.750	13.350	12.800	80.550
					Place: 86T	54T	98*	63*	58T	72T	54

2010 JO NATIONALS MEN KNOXVILLE

Meet Results

Men - 16-18

5/6/2010 - 5/9/2010







Rank	Num	Name	USAG #	Gym	Diff							AA
55	729	Tanner Dowell	119691	Byers Elk Grove	5.300	4.800	4.300	5.400	4.900	4.600		
					Exec: 9.150	9.100	7.700	8.400	8.300	8.500		
					ND:							
					Final: 14.450	13.900	12.000	13.800	13.200	13.100	80.450	
					Place: 18*	19T	148T	132T	77T	54T	55	
56	866	Christopher Junghans	22969	Sportsplex	5.200	4.600	5.100	5.700	5.000	4.600		
					Exec: 8.800	6.850	8.900	8.050	8.700	8.900		
					ND:							
					Final: 14.000	11.450	14.000	13.750	13.700	13.500	80.400	
					Place: 48T	153	25	138T	30T	26T	56	
57T	869	Sean Bauer	350259	St. Louis Gym Centre	5.500	4.400	4.800	6.200	4.100	3.600		
					Exec: 8.000	7.650	8.600	9.100	9.300	9.100		
					ND:							
					Final: 13.500	12.050	13.400	15.300	13.400	12.700	80.350	
					Place: 91T	128T	51T	33T	50*	76T	57T	
58T	903	Alex Nork	350282	Will-Moor	4.900	4.800	4.400	5.800	4.900	4.700		
					Exec: 8.300	9.400	7.900	8.900	8.900	7.450		
					ND:							
					Final: 13.200	14.200	12.300	14.700	13.800	12.150	80.350	
					Place: 119T	9T	133T	71T	23*	117T	58T	
59T	828	Connor Stillwell	53982	Mission Valley Y	4.700	4.600	4.900	6.600	4.400	4.600		
					Exec: 8.050	8.900	8.750	6.850	9.300	8.600		
					ND:							
					Final: 12.750	13.500	13.650	13.450	13.700	13.200	80.250	
					Place: 161T	42*	39*	161T	28*	46T	59T	
60T	852	Robbie Kocks	37983	Roswell	5.000	4.700	5.000	5.700	4.300	4.400		
					Exec: 8.200	8.350	8.650	8.600	8.750	8.600		
					ND:							
					Final: 13.200	13.050	13.650	14.300	13.050	13.000	80.250	
					Place: 120*	73T	41T	94T	88T	60T	60T	
61	762	Mac Ritchie*	65761	G&J Speedway	5.100	4.000	5.300	5.700	4.400	4.600		
					Exec: 7.850	9.400	7.750	9.100	8.250	8.750		
					ND:							
					Final: 12.950	13.400	13.050	14.800	12.650	13.350	80.200	
					Place: 149T	44T	80T	59T	126T	35T	61	
62T	915	Adrian Evans	348289	Xtreme Altitude	5.000	5.100	4.900	4.700	4.400	4.400		
					Exec: 8.900	8.850	8.300	9.600	8.850	6.950		
					ND:							
					Final: 13.900	13.950	13.200	14.300	13.250	11.350	79.950	
					Place: 54T	17	68T	93T	69T	155T	62T	
63T	796	Lance Alberhasky*	322819	IA Gym Nest	5.700	4.700	5.600	7.400	4.900	4.900		
					Exec: 7.200	7.750	7.200	7.700	7.750	9.150		
					ND:							
					Final: 12.900	12.450	12.800	15.100	12.650	14.050	79.950	
					Place: 153T	114T	97*	44T	127T	7T	63T	

2010 JO NATIONALS MEN KNOXVILLE

Meet Results

Men - 16-18

5/6/2010 - 5/9/2010







Rank	Num	Name	USAG #	Gym							AA
64T	905	Robert Davis*	356808	Wimbleton	Diff: 4.700	4.600	5.500	4.600	4.300	4.100	
					Exec: 8.800	7.850	8.600	9.150	9.050	8.700	
					ND:	
					Final: 13.500	12.450	14.100	13.750	13.350	12.800	79.950
					Place: 89T	113T	20T	133*	57T	70T	64T
65T	908	Nick Brown	36415	World Cup	Diff: 4.600	4.400	4.800	4.800	4.500	4.000	
					Exec: 9.250	9.250	6.700	9.350	9.000	9.150	
					ND:	
					Final: 13.850	13.650	11.500	14.150	13.500	13.150	79.800
					Place: 57T	26T	178T	103T	40T	47*	65T
66T	779	Donnie Carper	39085	Gym Village	Diff: 4.800	4.100	4.800	4.600	4.300	4.700	
					Exec: 8.950	8.650	8.400	9.050	8.650	8.800	
					ND:	
					Final: 13.750	12.750	13.200	13.650	12.950	13.500	79.800
					Place: 66*	98T	67T	142*	99T	27T	66T
67T	803	Joshua Ramos	80467	International Boys	Diff: 5.300	4.800	4.900	5.700	5.100	5.200	
					Exec: 8.600	7.200	8.200	9.350	7.450	7.900	
					ND:	
					Final: 13.900	12.000	13.100	15.050	12.550	13.100	79.700
					Place: 56T	131T	77T	46*	139T	57T	67T
68T	773	Jamali Smith	355776	Gym Force	Diff: 4.700	4.700	4.900	4.800	4.200	3.900	
					Exec: 8.550	9.050	8.550	9.100	8.550	8.700	
					ND:	
					Final: 13.250	13.750	13.450	13.900	12.750	12.600	79.700
					Place: 110T	23T	48*	121*	115*	87T	68T
69	898	Alex Ganz	100731	West Coast	Diff: 5.300	4.100	5.100	6.100	4.700	4.100	
					Exec: 8.900	7.200	8.100	7.500	9.450	9.050	
					ND:	
					Final: 14.200	11.300	13.200	13.600	14.150	13.150	79.600
					Place: 30T	161T	70T	147T	6*	49T	69
70	738	Zack Chase	45690	Cascade Elite	Diff: 5.300	4.700	5.300	6.600	4.500	4.300	
					Exec: 7.650	6.950	8.850	9.300	7.750	8.350	
					ND:	
					Final: 12.950	11.650	14.150	15.900	12.250	12.650	79.550
					Place: 151T	147T	16T	11T	156T	81T	70
71	868	Sean Johnston*	112986	St. Charles Academy	Diff: 5.700	4.400	5.500	6.600	4.400	4.700	
					Exec: 8.400	8.250	6.950	9.050	6.950	8.450	
					ND:	
					Final: 14.100	12.650	12.450	15.650	11.350	13.150	79.350
					Place: 42T	104T	124T	19T	187T	51T	71
72	885	Daniel Steiner	34439	USA Flairs	Diff: 5.400	3.900	4.600	5.700	3.900	3.900	
					Exec: 7.850	8.450	8.500	9.350	9.100	8.400	
					ND:	
					Final: 13.250	12.350	13.100	15.050	13.000	12.300	79.050
					Place: 112T	118T	75T	47*	91T	107T	72

2010 JO NATIONALS MEN KNOXVILLE

Meet Results

Men - 16-18

5/6/2010 - 5/9/2010






Rank	Num	Name	USAG #	Gym							AA
73T	853	Trent Jarrett	74659	Roswell	Diff: 5.400	3.800	5.500	5.400	4.300	3.900	
					Exec: 8.450	7.300	8.250	9.300	8.700	8.650	
					ND:	
					Final: 13.850	11.100	13.750	14.700	13.000	12.550	78.950
					Place: 60T	171T	37T	68*	96T	90T	73T
74T	873	Garrett DeSantis	316120	Surgent's	Diff: 4.400	4.500	4.400	4.200	4.200	4.100	
					Exec: 8.750	9.050	7.850	9.050	9.550	8.900	
					ND:	
					Final: 13.150	13.550	12.250	13.250	13.750	13.000	78.950
					Place: 125T	34T	138T	174T	26T	59T	74T
75T	842	Timothy Kosanda	16580	Premier Academy West	Diff: 5.000	4.800	5.200	5.700	4.100	4.600	
					Exec: 9.150	8.600	8.050	7.300	7.800	8.600	
					ND:	
					Final: 14.150	13.400	13.250	13.000	11.900	13.200	78.900
					Place: 35T	48T	65T	181	174T	45T	75T
76T	774	William Casey	307046	Gym Force	Diff: 4.800	5.000	4.700	5.400	4.100	4.400	
					Exec: 8.600	7.800	8.900	8.500	8.800	7.900	
					ND:	
					Final: 13.400	12.800	13.600	13.900	12.900	12.300	78.900
					Place: 97T	96T	43T	123T	102T	110T	76T
77	849	Louis Klein	335348	Roch	Diff: 5.500	4.000	5.000	5.400	4.800	4.700	
					Exec: 8.250	9.050	8.200	9.450	7.600	6.900	
					ND:	
					Final: 13.750	13.050	13.200	14.850	12.400	11.600	78.850
					Place: 69T	69*	69T	57	146T	149T	77
78	732	Josh Simpson	128251	Cabarrus	Diff: 5.100	3.900	4.200	5.400	4.300	4.400	
					Exec: 8.500	9.300	8.650	8.750	7.950	8.300	
					ND:	
					Final: 13.600	13.200	12.850	14.150	12.250	12.700	78.750
					Place: 84T	63T	88T	104T	155T	78T	78
79	720	George Doran	313425	Bartlett	Diff: 5.900	4.300	4.500	5.700	4.400	3.300	
					Exec: 7.600	9.250	7.850	8.300	9.150	8.300	
					ND:	
					Final: 13.500	13.550	12.350	14.000	13.550	11.600	78.550
					Place: 92T	33T	131T	115T	35T	148T	79
80T	821	Michael Begin	18854	Michigan Academy	Diff: 5.000	4.000	4.000	5.700	4.200	4.100	
					Exec: 9.250	8.950	7.250	9.300	8.900	7.850	
					ND:	
					Final: 14.250	12.950	11.250	15.000	13.100	11.950	78.500
					Place: 25T	78T	184T	51*	79T	126*	80T
81T	839	Mike Bittner	313792	Parkettes	Diff: 4.800	5.200	5.000	5.700	4.600	4.700	
					Exec: 8.900	6.750	7.450	8.550	8.000	8.850	
					ND:	
					Final: 13.700	11.950	12.450	14.250	12.600	13.550	78.500
					Place: 71T	133T	122T	97*	131T	24T	81T

2010 JO NATIONALS MEN KNOXVILLE

Meet Results

Men - 16-18

5/6/2010 - 5/9/2010







Rank	Num	Name	USAG #	Gym							AA
82T	722	Michah Christensen	84355	Black Hills	Diff: 4.700	3.800	4.200	4.800	4.200	4.400	
					Exec: 8.000	8.950	8.350	9.150	8.850	9.100	
					ND:	
					Final: 12.700	12.750	12.550	13.950	13.050	13.500	78.500
					Place: 165T	97T	114	117*	87*	25T	82T
83T	806	John Parks	361144	LaFleur Tampa	Diff: 4.600	3.800	4.900	4.600	3.300	3.700	
					Exec: 8.600	9.050	8.000	9.500	9.550	8.900	
					ND:	
					Final: 13.200	12.850	12.900	14.100	12.850	12.600	78.500
					Place: 114*	89T	87	106T	105T	86T	83T
84	742	Eric Viscardi	59266	Cobb Challengers	Diff: 5.600	4.100	5.200	6.200	4.200	4.100	
					Exec: 7.800	8.950	8.100	8.550	8.850	6.800	
					ND:	
					Final: 13.400	13.050	13.300	14.750	13.050	10.900	78.450
					Place: 99T	71T	62T	66T	85T	167T	84
85	863	Andrew Avelino	24501	South Coast	Diff: 4.600	4.600	4.700	5.700	4.100	4.700	
					Exec: 8.750	9.300	6.750	8.550	8.450	8.200	
					ND:	
					Final: 13.350	13.900	11.450	14.250	12.550	12.900	78.400
					Place: 102T	18T	179T	96*	137*	67T	85
86	881	Nicoli Bettin	355443	Twin Twist	Diff: 5.000	4.200	4.800	4.600	4.200	3.900	
					Exec: 9.400	8.350	7.800	9.300	9.200	7.600	
					ND:	
					Final: 14.400	12.550	12.600	13.900	13.400	11.500	78.350
					Place: 21	107	111T	119T	51*	150	86
87	790	Denver Harris	82620	Harpeth	Diff: 5.200	4.200	4.200	4.800	4.200	4.300	
					Exec: 7.300	8.750	7.850	9.550	9.200	8.650	
					ND:	
					Final: 12.500	12.950	12.050	14.350	13.400	12.950	78.200
					Place: 174T	80T	145T	88T	52*	63*	87
88T	909	Vincent Sanchez	110509	World Cup	Diff: 5.200	4.200	4.300	5.800	4.500	4.500	
					Exec: 8.600	7.450	8.400	9.100	8.850	7.250	
					ND:	
					Final: 13.800	11.650	12.700	14.900	13.350	11.750	78.150
					Place: 63T	145T	101T	55T	59T	137T	88T
89T	847	A.J. Schottstaedt	48129	Redwood Empire	Diff: 4.500	5.000	4.100	5.400	4.300	3.800	
					Exec: 8.450	9.000	7.700	8.700	8.650	8.550	
					ND:	
					Final: 12.950	14.000	11.800	14.100	12.950	12.350	78.150
					Place: 147T	15T	159T	108T	97*	103T	89T
90T	880	Ryan Ponce	74830	Tri-Town	Diff: 4.500	4.100	5.600	5.000	3.900	4.000	
					Exec: 8.350	9.200	7.550	8.300	9.550	8.100	
					ND:	
					Final: 12.850	13.300	13.150	13.300	13.450	12.100	78.150
					Place: 154T	52*	74T	173T	43T	119T	90T

2010 JO NATIONALS MEN KNOXVILLE

Meet Results

Men - 16-18

5/6/2010 - 5/9/2010







Rank	Num	Name	USAG #	Gym							AA
91T	707	Niko Schwab	191462	5280	Diff: 4.800	3.600	3.800	5.700	4.100	2.400	
					Exec: 9.400	9.350	8.650	8.850	9.000	8.400	
					ND:	
					Final: 14.200	12.950	12.450	14.550	13.100	10.800	78.050
					Place: 29T	76T	119T	79*	78T	172T	91T
92T	891	Collin Mould	369064	VSSG	Diff: 4.100	4.700	4.500	4.600	3.900	3.700	
					Exec: 9.150	8.850	7.900	9.400	8.650	8.600	
					ND:	
					Final: 13.250	13.550	12.400	14.000	12.550	12.300	78.050
					Place: 108T	36T	127T	110T	135T	105T	92T
93T	800	Ellis Mannon	123142	Indy School	Diff: 4.700	5.100	5.100	4.900	4.600	4.400	
					Exec: 8.350	7.200	7.950	8.550	8.900	8.200	
					ND:	
					Final: 13.050	12.300	13.050	13.450	13.500	12.600	77.950
					Place: 134T	122T	79T	160T	41T	89T	93T
94T	854	Michael Levy	317847	SAGA	Diff: 4.900	4.100	5.400	5.700	4.400	4.200	
					Exec: 7.450	8.550	7.700	8.650	8.700	8.200	
					ND:	
					Final: 12.350	12.650	13.100	14.350	13.100	12.400	77.950
					Place: 183T	103T	78T	91*	80T	101T	94T
95T	765	Chad Mason*	332055	GO USA	Diff: 4.800	5.600	4.900	4.700	4.700	3.400	
					Exec: 8.250	8.450	8.500	9.050	9.100	6.450	
					ND:	
					Final: 13.050	14.050	13.400	13.750	13.800	9.850	77.900
					Place: 135T	14T	53T	136*	22T	189	95T
96T	912	Devon Slaughter	86198	World Xtreme	Diff: 5.200	3.700	5.100	6.400	4.500	4.300	
					Exec: 8.750	8.500	6.350	8.900	8.750	7.450	
					ND:	
					Final: 13.950	12.200	11.450	15.300	13.250	11.750	77.900
					Place: 51*	124T	180T	34T	71T	136T	96T
97T	702	Michael Puckett	52442	5280	Diff: 4.400	4.000	4.100	4.600	3.700	3.900	
					Exec: 9.100	9.500	7.600	9.050	9.050	8.900	
					ND:	
					Final: 13.500	13.500	11.700	13.650	12.750	12.800	77.900
					Place: 87T	39T	164T	139*	111T	69T	97T
98T	819	Josiah Thomas	541968	Metropolitan	Diff: 5.000	4.600	4.600	5.700	4.500	4.100	
					Exec: 8.800	7.500	8.200	8.850	8.350	7.700	
					ND:	
					Final: 13.800	12.100	12.800	14.550	12.850	11.800	77.900
					Place: 61*	127T	94T	78*	107T	133T	98T
99	752	Brandon Hill	322930	Deltchev	Diff: 4.300	4.100	4.400	5.700	3.900	4.300	
					Exec: 8.450	7.050	8.100	9.500	9.500	8.500	
					ND:	
					Final: 12.750	11.150	12.500	15.200	13.400	12.800	77.800
					Place: 159T	168T	117T	38*	47T	71T	99

2010 JO NATIONALS MEN KNOXVILLE

Meet Results

Men - 16-18

5/6/2010 - 5/9/2010







Rank	Num	Name	USAG #	Gym							AA
100	728	Alex Harden	41154	Byers Elk Grove	Diff: 4.900	4.800	4.600	4.800	4.000	4.000	
					Exec: 8.850	9.250	7.450	8.550	8.150	8.400	
					ND:	
					Final: 13.750	14.050	12.050	13.350	12.150	12.400	77.750
					Place: 67T	11T	146T	169T	161T	100T	100
101T	855	Adam Kern	357572	SAGA	Diff: 5.700	4.700	5.500	5.800	4.700	4.400	
					Exec: 8.450	6.450	7.750	9.000	8.650	6.500	
					ND:	
					Final: 14.150	11.150	13.250	14.800	13.350	10.900	77.600
					Place: 37T	169T	66T	61*	63*	168T	101T
102T	814	Bill Francis*	328124	MN Valley	Diff: 4.200	4.400	4.700	4.600	4.100	4.300	
					Exec: 9.050	8.200	6.950	8.950	9.300	8.850	
					ND:	
					Final: 13.250	12.600	11.650	13.550	13.400	13.150	77.600
					Place: 109T	105T	168T	149*	49*	50T	102T
103	879	Brandan Jones	352744	Top Flight MD	Diff: 4.700	4.700	4.800	5.700	4.100	4.900	
					Exec: 8.300	9.650	7.850	8.450	8.450	5.950	
					ND:	
					Final: 13.000	14.350	12.650	14.150	12.550	10.850	77.550
					Place: 139T	6T	108T	105T	136*	171T	103
104	802	Taylor Harrower	21604	Integrity	Diff: 5.100	4.300	5.100	6.200	4.200	4.900	
					Exec: 9.150	5.600	6.450	9.450	9.000	7.900	
					ND:	
					Final: 14.250	9.900	11.550	15.650	13.200	12.800	77.350
					Place: 26T	189T	175T	18T	74T	74T	104
105	715	Mark Panhorst	45681	Bartlett	Diff: 5.000	4.800	4.500	5.700	4.700	4.600	
					Exec: 8.700	6.550	7.250	9.000	9.450	7.050	
					ND:	
					Final: 13.700	11.350	11.750	14.700	14.150	11.650	77.300
					Place: 72T	160T	162T	70T	7*	146T	105
106	836	Connor Iannelli	229506	Olympic Hills	Diff: 3.900	3.700	4.500	4.600	3.400	3.800	
					Exec: 9.250	9.200	8.650	8.500	9.200	8.500	
					ND:	
					Final: 13.150	12.900	13.150	13.100	12.600	12.300	77.200
					Place: 123T	84T	71T	178T	128T	106T	106
107T	808	Gregory Chaput	361203	Legends	Diff: 4.700	4.600	4.200	4.600	4.500	4.200	
					Exec: 9.250	5.850	8.300	9.150	8.700	9.100	
					ND:	
					Final: 13.950	10.450	12.500	13.750	13.200	13.300	77.150
					Place: 50T	184	116*	134*	76*	38T	107T
108T	751	Joshua Byars	100619	DeVeau's School	Diff: 4.300	4.000	4.800	5.700	4.500	3.900	
					Exec: 8.500	7.400	7.700	9.050	8.600	8.700	
					ND:	
					Final: 12.800	11.400	12.500	14.750	13.100	12.600	77.150
					Place: 157T	156T	118T	64*	81T	88T	108T

2010 JO NATIONALS MEN KNOXVILLE

Meet Results

Men - 16-18

5/6/2010 - 5/9/2010







Rank	Num	Name	USAG #	Gym							AA
109T	789	Max Wertz	39984	Hanover YMCA	Diff: 4.600	4.500	4.500	5.400	4.300	4.600	
					Exec: 8.250	8.100	7.500	7.950	8.450	8.950	
					ND:	
					Final: 12.850	12.600	12.000	13.350	12.750	13.550	77.100
					Place: 155T	106T	149T	170T	116*	23T	109T
110T	878	Kyle Christiansen	25269	Swiss Turners	Diff: 4.700	3.800	4.700	4.600	4.200	4.000	
					Exec: 8.300	9.050	7.500	9.050	8.050	9.150	
					ND:	
					Final: 13.000	12.850	12.200	13.650	12.250	13.150	77.100
					Place: 140T	88T	141T	140*	154T	48*	110T
111T	780	Kyle Conway	78115	Gym World Central	Diff: 4.100	4.700	4.700	4.800	3.800	3.900	
					Exec: 8.600	8.600	7.750	9.000	8.750	8.400	
					ND:	
					Final: 12.700	13.300	12.450	13.800	12.550	12.300	77.100
					Place: 164T	55T	121T	131*	134*	108T	111T
112T	910	Drew Powell	147050	World Xtreme	Diff: 4.600	3.600	4.500	4.800	4.100	3.600	
					Exec: 8.600	9.450	7.500	9.150	8.900	8.250	
					ND:	
					Final: 13.200	13.050	12.000	13.950	13.000	11.850	77.050
					Place: 117*	68T	150T	118*	95*	129T	112T
113T	787	Tommy Trompeter	434164	Gymstar	Diff: 4.400	4.200	4.800	4.800	4.200	4.100	
					Exec: 8.500	8.300	8.150	9.200	8.600	7.800	
					ND:	
					Final: 12.900	12.500	12.950	14.000	12.800	11.900	77.050
					Place: 152T	110T	85T	112*	109T	127T	113T
114	812	Ethan Eldred	161321	MAC	Diff: 4.400	4.400	3.700	4.600	4.000	3.100	
					Exec: 8.550	9.100	8.300	8.950	9.250	8.650	
					ND:	
					Final: 12.950	13.500	12.000	13.550	13.250	11.750	77.000
					Place: 146T	40T	147T	148*	66T	134T	114
115	876	Tristan Duverglas	341125	Surgent's	Diff: 4.500	3.500	4.400	7.400	4.200	2.900	
					Exec: 7.050	8.350	8.250	8.250	9.700	8.250	
					ND:	
					Final: 11.550	11.850	12.650	15.650	13.900	11.150	76.750
					Place: 191	136	107T	21T	14T	161T	115
116	736	Yuri Kouznetsov	360257	Cartersville Twister	Diff: 4.500	4.500	4.200	4.800	4.100	4.200	
					Exec: 8.950	8.500	7.750	8.750	8.900	7.500	
					ND:	
					Final: 13.450	13.000	11.950	13.550	13.000	11.700	76.650
					Place: 93T	75T	153*	151T	94*	140T	116
117	744	Reid Swanger	355523	Crenshaw Athletic	Diff: 5.500	3.800	5.500	4.800	4.200	4.200	
					Exec: 7.300	8.700	7.200	9.100	8.000	8.300	
					ND:	
					Final: 12.800	12.500	12.700	13.900	12.200	12.500	76.600
					Place: 158T	108T	106T	120*	158T	94*	117

2010 JO NATIONALS MEN KNOXVILLE

Meet Results

Men - 16-18

5/6/2010 - 5/9/2010







Rank	Num	Name	USAG #	Gym							AA
118T	906	Dmytro Tserkovnyuk	300145	World Cup	Diff: 4.600	4.800	4.900	4.600	4.600	4.500	
					Exec: 8.600	8.450	7.450	7.550	9.050	7.400	
					ND:	
					Final: 13.200	13.250	12.350	12.150	13.650	11.900	76.500
					Place: 115*	61*	132T	190	31	128T	118T
119T	882	Jack Lockhart	128180	U. S. Gymnastics Dev	Diff: 4.500	4.100	5.100	4.600	4.000	4.500	
					Exec: 7.500	8.350	7.550	8.800	8.750	8.750	
					ND:	
					Final: 12.000	12.450	12.650	13.400	12.750	13.250	76.500
					Place: 187	111T	110T	163T	112T	42T	119T
120T	767	Jay Grimes	141044	Granite State	Diff: 4.500	4.000	4.200	5.400	4.100	3.300	
					Exec: 8.850	8.350	8.150	8.800	8.650	8.100	
					ND:	
					Final: 13.350	12.350	12.350	14.200	12.750	11.400	76.400
					Place: 101T	119T	130T	101T	113T	153T	120T
121T	841	Ben Zaiser	29396	Pitt. Northstars	Diff: 4.900	4.000	5.100	5.400	4.200	4.000	
					Exec: 7.750	7.800	7.300	9.250	8.700	8.000	
					ND:	
					Final: 12.650	11.800	12.400	14.650	12.900	12.000	76.400
					Place: 168T	137T	129T	72T	104T	122T	121T
122T	917	Pat Ryther	44435	Ellis	Diff: 4.200	4.100	4.100	4.000	3.900	3.600	
					Exec: 8.950	9.000	7.850	8.800	9.000	8.900	
					ND:	
					Final: 13.150	13.100	11.950	12.800	12.900	12.500	76.400
					Place: 124T	67	151T	187	101T	92T	122T
123	771	Andrew Teal	39746	Gym & More	Diff: 5.200	4.100	5.000	6.700	4.500	2.500	
					Exec: 9.050	9.200	7.600	8.800	7.150	6.550	
					ND:	
					Final: 14.250	13.300	12.600	15.500	11.650	9.050	76.350
					Place: 27*	53*	112T	26T	182	193T	123
124T	797	Mitchell Landau	363087	IA Gym Nest	Diff: 4.900	4.800	4.600	5.400	3.900	5.200	
					Exec: 9.000	8.450	6.100	8.100	9.000	6.850	
					ND:	
					Final: 13.900	13.250	10.700	13.500	12.900	12.050	76.300
					Place: 53T	62*	193	153T	100T	121	124T
125T	914	Sam Wright	138399	Xtreme Altitude	Diff: 5.200	4.000	4.100	5.400	3.800	3.900	
					Exec: 8.700	7.400	8.350	8.200	8.750	8.500	
					ND:	
					Final: 13.900	11.400	12.450	13.600	12.550	12.400	76.300
					Place: 55T	155T	120T	145*	133*	99T	125T
126	710	Ryan Irick	40529	Air Capital	Diff: 5.100	4.400	5.500	4.700	4.500	4.000	
					Exec: 8.900	6.600	8.600	9.050	8.050	6.850	
					ND:	
					Final: 14.000	11.000	14.100	13.750	12.550	10.850	76.250
					Place: 46T	175T	21T	135*	138T	170T	126

2010 JO NATIONALS MEN KNOXVILLE

Meet Results

Men - 16-18

5/6/2010 - 5/9/2010







Rank	Num	Name	USAG #	Gym							AA
127T	775	Trevor Carson	355767	Gym Force	Diff: 4.400	4.800	4.500	5.000	4.400	3.500	
					Exec: 8.950	7.400	8.800	9.450	8.300	6.650	
					ND:	
					Final: 13.350	12.200	13.300	14.450	12.700	10.150	76.150
					Place: 100T	125T	61T	83T	121T	183	127T
128T	721	Kyle Farmer	90841	Black Hills	Diff: 4.600	4.700	3.700	4.600	4.000	3.200	
					Exec: 9.050	6.800	9.100	9.050	7.950	9.400	
					ND:	
					Final: 13.650	11.500	12.800	13.650	11.950	12.600	76.150
					Place: 76*	151T	93T	141*	171T	84T	128T
129	801	Matthew Barr	64488	Integrity	Diff: 5.300	4.300	5.100	6.600	4.100	4.700	
					Exec: 7.900	8.150	7.500	7.750	8.050	6.350	
					ND:	
					Final: 13.200	12.450	12.600	14.350	12.150	11.050	75.800
					Place: 122T	112T	113T	92T	162T	164T	129
130T	709	Alex Varga	132084	Aerial	Diff: 5.700	4.400	5.300	6.700	3.300	1.600	
					Exec: 8.100	8.300	6.300	8.900	8.850	8.200	
					ND:	
					Final: 13.800	12.700	11.600	15.600	12.150	9.800	75.650
					Place: 64T	102T	173T	22T	160T	190T	130T
131T	777	Jacob Tilsley	349496	Gym Village	Diff: 4.900	4.800	4.300	5.700	4.300	3.200	
					Exec: 8.500	8.100	6.650	9.000	7.750	8.450	
					ND:	
					Final: 13.400	12.900	10.950	14.700	12.050	11.650	75.650
					Place: 98T	87T	190	69T	168T	142T	131T
132	757	Logan Doughty	354486	Eagles Wings Ath	Diff: 5.000	3.900	4.100	4.800	4.400	4.000	
					Exec: 8.600	8.350	7.600	9.300	7.350	8.150	
					ND:	
					Final: 13.600	12.250	11.700	14.100	11.750	12.150	75.550
					Place: 82*	123	165T	107T	180T	116T	132
133T	708	Kevin Fraser	147848	Acrotex Cedar Park	Diff: 5.100	2.800	3.700	6.200	4.100	3.100	
					Exec: 8.900	7.050	7.800	9.150	9.350	8.150	
					ND:	
					Final: 14.000	9.850	11.500	15.350	13.450	11.250	75.400
					Place: 47T	190	176T	30T	44T	157T	133T
134T	714	Logan Bradley	45895	Bartlett	Diff: 5.000	5.600	4.500	4.700	4.300	4.500	
					Exec: 9.100	6.450	8.200	8.700	7.800	6.550	
					ND:	
					Final: 14.100	12.050	12.700	13.400	12.100	11.050	75.400
					Place: 39*	129T	103T	164T	166T	163T	134T
135T	872	Aaron Benson	81269	Stumpf's	Diff: 5.100	3.800	4.700	5.200	3.900	3.200	
					Exec: 8.950	8.550	7.700	8.700	7.900	7.650	
					ND:	
					Final: 14.050	12.350	12.400	13.900	11.800	10.850	75.350
					Place: 45T	117T	128T	122T	178	169T	135T

2010 JO NATIONALS MEN KNOXVILLE

Meet Results

Men - 16-18

5/6/2010 - 5/9/2010







Rank	Num	Name	USAG #	Gym							AA
136T	766	Ethan Jose	313420	Golden Bear	Diff: 4.500	4.200	5.300	4.800	4.800	4.400	
					Exec: 7.900	7.150	8.650	8.100	7.300	8.250	
					ND:	
					Final: 12.400	11.350	13.950	12.900	12.100	12.650	75.350
					Place: 179T	158T	27T	185	167T	82T	136T
137	786	Andrew Margolis	347301	Gymnastics World	Diff: 4.700	4.200	5.900	5.700	3.900	3.800	
					Exec: 7.700	6.750	8.200	8.650	7.950	7.850	
					ND:	
					Final: 12.400	10.950	14.100	14.350	11.850	11.650	75.300
					Place: 180T	176T	22T	90*	177T	144T	137
138T	799	Luke Wagner*	123143	Indy School	Diff: 4.300	4.400	4.800	4.600	3.900	4.100	
					Exec: 8.100	8.450	6.350	8.650	8.750	8.800	
					ND:	
					Final: 12.400	12.850	11.150	13.250	12.650	12.900	75.200
					Place: 178T	90T	188T	175T	123T	64T	138T
139T	911	Josh Williams	364967	World Xtreme	Diff: 4.700	3.900	4.600	5.900	3.500	4.000	
					Exec: 8.900	7.800	7.600	9.250	7.800	7.250	
					ND:	
					Final: 13.600	11.700	12.200	15.150	11.300	11.250	75.200
					Place: 80T	144	140T	42	188	158T	139T
140T	731	Nick Gaudlip	58927	CTC	Diff: 4.600	4.400	4.200	4.000	4.400	4.700	
					Exec: 8.000	8.800	7.400	8.950	7.200	8.550	
					ND:	
					Final: 12.600	13.200	11.600	12.950	11.600	13.250	75.200
					Place: 170T	65T	170T	182T	184T	43T	140T
141T	755	Kyle Murillo	210358	Diamond Elite	Diff: 4.800	4.000	4.100	4.600	4.100	3.200	
					Exec: 8.450	9.250	8.100	8.850	8.800	6.750	
					ND:	
					Final: 13.250	13.250	12.200	13.450	12.900	9.950	75.000
					Place: 111T	58T	139T	157*	103T	187	141T
142T	835	Michael Squires	88607	Oklahoma Gold	Diff: 4.500	4.100	4.400	4.600	4.100	3.100	
					Exec: 8.800	8.400	7.400	9.200	7.900	8.500	
					ND:	
					Final: 13.300	12.500	11.800	13.800	12.000	11.600	75.000
					Place: 106T	109T	160T	129*	170	147T	142T
143	826	Nick Quam	355442	Minnetonka-Hopkins	Diff: 4.800	3.500	2.200	5.800	3.300	4.300	
					Exec: 8.400	7.050	9.600	9.250	9.000	7.700	
					ND:	
					Final: 13.200	10.550	11.800	15.050	12.300	12.000	74.900
					Place: 118T	182T	158T	48*	149T	123T	143
144T	743	Tyler Green*	311620	Cobb Challengers	Diff: 4.600	4.300	4.800	4.800	4.200	3.900	
					Exec: 9.050	6.300	6.950	8.450	9.200	8.250	
					ND:	
					Final: 13.650	10.600	11.750	13.250	13.400	12.150	74.800
					Place: 75*	181	163T	176T	53T	115T	144T

2010 JO NATIONALS MEN KNOXVILLE

Meet Results

Men - 16-18

5/6/2010 - 5/9/2010







Rank	Num	Name	USAG #	Gym							AA
145T	823	Colin Mahar	66465	Michigan Academy	Diff: 3.700	3.800	5.000	4.600	4.000	3.300	
					Exec: 8.950	7.750	7.750	9.050	9.000	7.900	
					ND:	
					Final: 12.650	11.550	12.750	13.650	13.000	11.200	74.800
					Place: 167T	149T	100T	143*	92*	160T	145T
146	816	Eric Campos	47412	Mandeville	Diff: 5.100	3.900	4.300	5.700	4.600	4.700	
					Exec: 8.200	7.200	7.000	8.650	7.850	7.550	
					ND:	
					Final: 13.300	11.100	11.300	14.350	12.450	12.250	74.750
					Place: 107T	172T	183	89T	144	113T	146
147	791	Andrew Miguel	346350	High Sierra	Diff: 5.200	4.000	5.300	6.800	4.000	3.200	
					Exec: 7.550	8.100	7.150	8.800	7.750	6.850	
					ND:	
					Final: 12.750	12.100	12.450	15.600	11.750	10.050	74.700
					Place: 163T	126T	123T	23T	179T	184	147
148	776	Ubaldo Sanquiz**	450939	Gym Quest	Diff: 5.000	4.000	5.900	6.300	5.200	5.000	
					Exec: 8.000	5.900	8.750	7.100	7.900	5.600	
					ND:	
					Final: 13.000	9.900	14.650	13.400	13.100	10.600	74.650
					Place: 144T	188T	5T	166T	83T	179T	148
149T	782	Ryan King	360713	Gym World Central	Diff: 4.800	3.900	4.500	4.000	4.000	2.700	
					Exec: 8.200	9.000	7.400	9.350	8.850	7.900	
					ND:	
					Final: 13.000	12.900	11.900	13.350	12.850	10.600	74.600
					Place: 142*	85T	157T	167T	106T	178T	149T
150T	827	Daniel Boman*	341041	Mission Valley Y	Diff: 4.400	3.800	5.400	5.700	3.300	4.200	
					Exec: 8.700	8.200	6.800	7.800	9.050	7.250	
					ND:	
					Final: 13.100	12.000	12.200	13.500	12.350	11.450	74.600
					Place: 129T	130T	142T	154T	147T	151	150T
151T	817	Zachary Ouchida*	66016	Metro	Diff: 3.600	3.700	3.000	4.600	3.700	3.500	
					Exec: 9.000	9.450	9.400	8.950	8.900	6.750	
					ND:	
					Final: 12.600	13.150	12.400	13.550	12.600	10.250	74.550
					Place: 169T	66	125T	150*	129T	182	151T
152T	865	Eliot Alvarez	353227	South Miami	Diff: 4.900	5.600	5.000	4.900	4.400	4.300	
					Exec: 8.100	8.400	5.400	9.100	8.250	6.200	
					ND:	
					Final: 13.000	14.000	10.400	14.000	12.650	10.500	74.550
					Place: 143T	16T	195	114T	125T	181	152T
153T	831	Thomas Goodell	49213	NESA	Diff: 4.200	4.200	5.100	3.800	4.400	4.700	
					Exec: 9.200	6.500	7.700	9.500	8.100	7.150	
					ND:	
					Final: 13.400	10.700	12.800	13.300	12.500	11.850	74.550
					Place: 96T	179	96T	171T	143T	131T	153T

2010 JO NATIONALS MEN KNOXVILLE

Meet Results

Men - 16-18

5/6/2010 - 5/9/2010







Rank	Num	Name	USAG #	Gym							AA
154	768	Sean Sirrianna	93422	Granite State	Diff: 4.200	4.300	4.700	4.800	4.000	3.200	
					Exec: 8.300	8.500	6.800	9.200	8.650	7.700	
					ND:	
					Final: 12.500	12.800	11.500	14.000	12.650	10.900	74.350
					Place: 173T	94*	177T	111*	124T	166T	154
155	884	James Blinstrubas	326137	USA	Diff: 4.400	4.400	3.800	4.600	4.000	4.600	
					Exec: 8.650	7.250	7.000	8.850	9.000	7.700	
					ND:	
					Final: 13.050	11.650	10.800	13.450	13.000	12.300	74.250
					Place: 133T	146T	191T	159T	93*	111T	155
156T	889	Harrison Pierce	344850	United Gymnastix	Diff: 4.900	4.500	4.200	4.900	4.000	3.000	
					Exec: 7.950	7.050	8.200	9.300	9.400	6.800	
					ND:	
					Final: 12.850	11.550	12.400	14.200	13.400	9.800	74.200
					Place: 156T	150T	126T	99T	48T	191T	156T
157T	850	Andrew Grabowski	145841	Rochester	Diff: 4.600	4.500	4.100	4.600	3.700	3.000	
					Exec: 8.500	9.050	7.500	9.250	7.100	8.300	
					ND:	
					Final: 13.100	13.550	11.600	13.850	10.800	11.300	74.200
					Place: 130T	35T	169T	125T	191	156	157T
158	867	Ryan Johnston*	112985	St. Charles Academy	Diff: 5.300	4.200	5.100	5.700	4.500	4.200	
					Exec: 6.900	6.650	7.750	9.100	6.450	8.300	
					ND:	
					Final: 12.200	10.850	12.850	14.800	10.950	12.500	74.150
					Place: 185	178	91T	58T	190	93*	158
159T	730	Neil Damron	57486	CNY Gymnastics	Diff: 4.800	4.800	4.800	5.700	4.600	4.100	
					Exec: 7.950	5.550	7.900	8.350	7.700	7.850	
					ND:	
					Final: 12.750	10.350	12.700	14.050	12.300	11.950	74.100
					Place: 162T	185	105T	109	152T	125*	159T
160T	838	Blaise Cosenza	345331	Parkettes	Diff: 4.700	3.500	4.500	4.800	4.100	3.600	
					Exec: 8.950	7.700	6.850	9.450	8.400	7.550	
					ND:	
					Final: 13.650	11.200	11.350	14.250	12.500	11.150	74.100
					Place: 77T	166	182T	95T	141T	162T	160T
161T	712	Connor Venrick	118789	Apex AllStars	Diff: 4.500	4.500	4.800	4.200	4.200	2.800	
					Exec: 8.650	7.250	7.850	9.600	7.750	7.950	
					ND:	
					Final: 13.150	11.750	12.650	13.800	11.950	10.750	74.050
					Place: 126T	142T	109T	127T	172T	174	161T
162T	798	Billy Conte	51156	In-Flight	Diff: 4.600	3.700	4.400	4.000	4.000	3.500	
					Exec: 8.600	7.700	7.250	8.950	8.500	8.850	
					ND:	
					Final: 13.200	11.400	11.650	12.950	12.500	12.350	74.050
					Place: 116*	154T	167T	183T	140T	102T	162T

2010 JO NATIONALS MEN KNOXVILLE

Meet Results

Men - 16-18

5/6/2010 - 5/9/2010







Rank	Num	Name	USAG #	Gym							AA
163T	758	Justin Muenz	367750	Eagles Wings Ath	Diff: 4.600	4.000	2.700	4.800	4.200	4.100	
					Exec: 7.750	9.050	7.250	8.750	8.550	8.250	
					ND:						
					Final: 12.350	13.050	9.950	13.550	12.750	12.350	74.000
					Place: 181*	70*	197	152T	114*	104T	163T
164T	833	Jonathan Spiro	71729	New Hope	Diff: 4.600	4.400	6.100	5.400	4.600	2.700	
					Exec: 8.550	6.550	8.200	8.000	6.950	7.950	
					ND:						
					Final: 13.150	10.950	14.300	13.400	11.550	10.650	74.000
					Place: 127T	177T	12*	165T	185	176T	164T
165	735	Kyle Nakashima	331654	Cal Sports	Diff: 4.600	4.300	4.500	5.400	3.800	3.800	
					Exec: 7.100	8.750	7.800	7.450	7.800	8.650	
					ND:						
					Final: 11.700	13.050	12.300	12.850	11.600	12.450	73.950
					Place: 188	72T	134T	186	183T	95T	165
166T	733	Brandon Judulang	35802	Cal Sports	Diff: 5.000	4.000	4.500	5.700	4.300	3.700	
					Exec: 8.050	7.800	8.200	9.050	7.850	5.700	
					ND:						
					Final: 13.050	11.800	12.700	14.750	12.150	9.400	73.850
					Place: 137T	138T	102T	65T	164T	192	166T
167T	723	Stevie Gragg*	357975	Boulder Flyers	Diff: 4.600	4.600	4.000	4.600	4.600	4.400	
					Exec: 8.500	6.650	8.750	7.650	7.650	7.850	
					ND:						
					Final: 13.100	11.250	12.750	12.250	12.250	12.250	73.850
					Place: 131T	164T	99T	189	157T	112T	167T
168	748	Jordan Lemmons	52339	Cypress Academy	Diff: 4.200	4.900	4.000	4.800	4.200	3.600	
					Exec: 8.850	6.350	7.350	8.950	8.500	8.050	
					ND:						
					Final: 13.050	11.250	11.350	13.750	12.700	11.650	73.750
					Place: 132T	165T	181T	137T	120T	143T	168
169	818	Troy Lindsey	154372	Metropolitan	Diff: 4.400	4.000	4.800	4.600	3.900	3.700	
					Exec: 8.550	7.150	8.200	8.850	8.350	7.100	
					ND:						
					Final: 12.950	11.150	13.000	13.450	12.250	10.800	73.600
					Place: 145T	167T	82T	156*	153T	173T	169
170	888	Brian Hoppe	85647	Ultimate of Gurnee	Diff: 3.600	3.900	4.200	5.400	4.200	4.200	
					Exec: 6.750	8.900	7.400	9.300	7.950	7.650	
					ND:						
					Final: 10.350	12.800	11.600	14.700	12.150	11.850	73.450
					Place: 193	92T	171T	67*	163T	130T	170
171	703	Erik Rohweder	121029	5280	Diff: 4.600	4.200	3.800	4.600	3.900	4.000	
					Exec: 8.900	8.700	6.850	8.850	8.000	6.650	
					ND:						
					Final: 13.500	12.900	10.650	13.450	11.900	10.650	73.050
					Place: 88T	86T	194	155*	173T	177T	171

2010 JO NATIONALS MEN KNOXVILLE

Meet Results

Men - 16-18

5/6/2010 - 5/9/2010







Rank	Num	Name	USAG #	Gym							AA
172T	874	Michael Rosso*	333899	Surgent's	Diff: 4.100	5.000	4.300	5.400	4.000	2.800	
					Exec: 9.000	5.200	7.950	8.200	8.600	8.400	
					ND:	
					Final: 13.100	10.200	12.250	13.600	12.600	11.200	72.950
					Place: 128T	186	137T	146*	130T	159T	172T
173T	830	Corey Robideau	88595	NEAG	Diff: 4.600	4.300	4.400	4.600	4.300	4.300	
					Exec: 7.000	6.250	6.750	9.200	8.650	8.600	
					ND:	
					Final: 11.600	10.550	11.150	13.800	12.950	12.900	72.950
					Place: 189T	183T	186T	128*	98*	65T	173T
174	913	Conner Ezell	76950	Xtreme Altitude	Diff: 4.600	3.800	4.500	4.600	4.000	3.200	
					Exec: 7.750	7.950	7.300	7.900	8.700	8.600	
					ND:	
					Final: 12.350	11.750	11.800	12.500	12.700	11.800	72.900
					Place: 182*	140T	161T	188	119T	132T	174
175	886	Timothy Brooks	101577	Ultimate	Diff: 4.800	3.600	5.200	5.400	4.900	4.800	
					Exec: 8.200	6.550	7.650	7.750	6.800	7.200	
					ND:	
					Final: 13.000	10.150	12.850	13.150	11.700	12.000	72.850
					Place: 141*	187	92T	177	181	124T	175
176	846	Corbett Schmitz	89197	Redwood Empire	Diff: 4.600	4.200	4.200	4.600	3.500	3.200	
					Exec: 7.850	7.550	7.750	8.750	8.350	8.200	
					ND:	
					Final: 12.450	11.750	11.950	13.350	11.850	11.400	72.750
					Place: 176T	141T	152*	168T	176T	152T	176
177	815	Austin Cain	92899	Mad Twist	Diff: 4.800	2.700	4.300	4.800	4.300	4.100	
					Exec: 7.650	5.950	7.350	9.200	9.100	8.200	
					ND:	
					Final: 12.450	8.650	11.650	14.000	13.400	12.300	72.450
					Place: 177T	193	166T	113T	54T	109T	177
178	764	Eric Shepard	193619	GO USA	Diff: 4.200	4.600	4.600	4.600	4.400	3.400	
					Exec: 9.100	6.750	6.650	8.700	8.850	6.500	
					ND:	
					Final: 13.300	11.350	11.250	13.300	13.250	9.900	72.350
					Place: 105T	159T	185T	172T	70T	188	178
179	834	William Jeffreys*	166824	North Raleigh	Diff: 5.000	4.000	3.600	6.200	4.200	4.400	
					Exec: 7.550	8.950	6.650	7.700	6.250	7.300	
					ND:	
					Final: 12.550	12.950	10.250	13.900	10.450	11.700	71.800
					Place: 172T	77T	196	124T	192	141T	179
180	895	Stanton Rehkemper	34253	WOGA	Diff: 5.400	3.800	4.400	5.800	4.300	4.500	
					Exec: 6.750	5.150	7.550	9.200	8.950	5.500	
					ND:	
					Final: 12.150	8.950	11.950	15.000	13.250	10.000	71.300
					Place: 186	192	155T	52T	68*	186T	180

2010 JO NATIONALS MEN KNOXVILLE

Meet Results

Men - 16-18

5/6/2010 - 5/9/2010







Rank	Num	Name	USAG #	Gym							AA
181	871	Doug Blanton	110090	Sterling	Diff: 3.700	3.800	4.500	3.800	4.300	2.900	
					Exec: 8.600	7.450	7.600	8.250	8.100	7.650	
					ND:	
					Final: 12.300	11.250	12.100	12.050	12.400	10.550	70.650
					Place: 184	163T	143	191	145T	180	181
182	897	Colton Howard	150719	WOGA	Diff: 4.800	4.600	4.600	4.600	4.100	2.800	
					Exec: 5.950	8.650	6.550	8.500	7.250	8.200	
					ND:	
					Final: 10.750	13.250	11.150	13.100	11.350	11.000	70.600
					Place: 192	59*	187T	179T	186T	165	182
183	759	Chase Hames*	327537	Elite Champion Gym	Diff: 4.200	3.100	3.800	5.400	3.900	3.200	
					Exec: 8.250	6.400	7.000	9.000	8.450	7.500	
					ND:	
					Final: 12.450	9.500	10.800	14.400	12.350	10.700	70.200
					Place: 175T	191	192T	86T	148T	175	183
184	848	David Johnson	333322	Rick's All American	Diff: 4.700	3.500	4.800	3.600	4.300	3.900	
					Exec: 7.850	4.600	6.750	9.450	8.200	7.800	
					ND:	
					Final: 12.550	8.100	11.550	13.050	12.500	11.700	69.450
					Place: 171T	194	174T	180	142T	139T	184
185	857	Lee Vanderweele	104746	SALTO	Diff: 4.600	3.800	4.100	4.600	3.500	3.600	
					Exec: 8.150	7.200	5.100	8.850	7.650	8.100	
					ND:	
					Final: 12.750	11.000	9.200	13.450	11.150	11.700	69.250
					Place: 160T	174T	198	158*	189	138T	185
186	713	Anthony Ambrose	339353	Auburn	Diff: 4.800	3.700	4.700	4.800	4.300	2.700	
					Exec: 6.800	7.850	6.300	9.000	5.350	7.300	
					ND:	
					Final: 11.600	11.550	11.000	13.800	9.650	10.000	67.600
					Place: 190T	148T	189	130*	194	185T	186
187	772	Adam Garland	213142	Gym & More	Diff: 4.800	0.000	3.900	5.800	4.100	3.800	
					Exec: 8.950	0.000	8.350	9.150	8.200	8.600	
					ND:	
					Final: 13.750	0.000	12.250	14.950	12.300	12.400	65.650
					Place: 65*	207*	136T	54	151T	98T	187
188	845	Scott Haddaway	320395	Rebounders	Diff: 4.300	4.200	5.200	0.000	4.400	3.900	
					Exec: 8.900	7.100	6.400	0.000	7.650	5.150	
					ND:	
					Final: 13.200	11.300	11.600	0.000	12.050	9.050	57.200
					Place: 113T	162T	172T	197*	169T	195*	188
189	783	Brent Huizar*	50068	Gym-Jester	Diff: 5.300	0.000	0.000	5.800	4.000	3.300	
					Exec: 8.350	0.000	0.000	9.500	8.300	8.450	
					ND:	
					Final: 13.650	0.000	0.000	15.300	12.300	11.750	53.000
					Place: 78T	201*	201*	32T	150T	135T	189

2010 JO NATIONALS MEN KNOXVILLE

Meet Results

Men - 16-18

5/6/2010 - 5/9/2010







Rank	Num	Name	USAG #	Gym							AA
190	811	Don Arndt	368562	M&M	Diff: 4.100	4.900	5.500	6.200	0.000	0.000	
					Exec: 9.450	5.750	8.850	7.800	0.000	0.000	
					ND:	
					Final: 13.550	10.650	14.350	14.000	0.000	0.000	52.550
					Place: 85T	180	10	116T	206*	204*	190
191	840	Sean Senters	368649	Parkettes	Diff: 2.500	0.000	0.000	6.700	4.800	3.900	
					Exec: 7.800	0.000	0.000	8.850	8.550	8.300	
					ND:	
					Final: 10.300	0.000	0.000	15.550	13.350	12.200	51.400
					Place: 194	202*	202*	24	64T	114	191
192	784	Sergey Resnick	47475	Gymmasters	Diff: 0.000	4.600	4.000	0.000	3.700	3.200	
					Exec: 0.000	8.350	7.900	0.000	9.350	8.900	
					ND:	
					Final: 0.000	12.950	11.900	0.000	13.050	12.100	50.000
					Place: 202*	82T	156T	200*	84T	118T	192
193	737	Chris Root	150165	Cartersville Twister	Diff: 0.000	3.800	4.000	0.000	3.400	4.100	
					Exec: 0.000	7.250	8.050	0.000	6.450	8.450	
					ND:	
					Final: 0.000	11.050	12.050	0.000	9.850	12.550	45.500
					Place: 198*	173	144T	205*	193	91T	193
194	844	Riley Kerr*	362937	Premier Athletics	Diff: 0.000	5.100	5.400	0.000	5.000	0.000	
					Exec: 0.000	8.250	8.750	0.000	8.800	0.000	
					ND:	
					Final: 0.000	13.350	14.150	0.000	13.800	0.000	41.300
					Place: 205*	51T	17T	194*	25T	201*	194
195	813	Isaac Olds*	312299	MAC	Diff: 0.000	0.000	4.200	0.000	4.200	3.900	
					Exec: 0.000	0.000	7.750	0.000	8.850	5.150	
					ND:	
					Final: 0.000	0.000	11.950	0.000	13.050	9.050	34.050
					Place: 207*	195*	154T	207*	86*	194*	195
196	754	Daniel Bernal	19823	Diamond Elite	Diff: 5.200	0.000	0.000	6.100	0.000	0.000	
					Exec: 9.150	0.000	0.000	8.150	0.000	0.000	
					ND:	
					Final: 14.350	0.000	0.000	14.250	0.000	0.000	28.600
					Place: 22T	198*	206*	98T	207*	197*	196
197	858	Joshua Glenn	359589	SCATS	Diff: 0.000	0.000	4.900	0.000	0.000	5.400	
					Exec: 0.000	0.000	8.950	0.000	0.000	8.800	
					ND:	
					Final: 0.000	0.000	13.850	0.000	0.000	14.200	28.050
					Place: 203*	206*	32	206*	203*	6	197
198	856	Jack Metcalf	90600	SALTO	Diff: 0.000	4.700	6.000	0.000	0.000	0.000	
					Exec: 0.000	7.050	8.250	0.000	0.000	0.000	
					ND:	
					Final: 0.000	11.750	14.250	0.000	0.000	0.000	26.000
					Place: 204*	143T	14T	203*	201*	207*	198

2010 JO NATIONALS MEN KNOXVILLE

Meet Results

Men - 16-18

5/6/2010 - 5/9/2010

Rank	Num	Name	USAG #	Gym	Diff:							AA
199	756	Zachary Hedval*	366226	Eagle Ridge	0.000	0.000	5.400	0.000	0.000	0.000	0.000	
					Exec: 0.000	0.000	8.650	0.000	0.000	0.000	0.000	
					ND:	
					Final: 0.000	0.000	14.050	0.000	0.000	0.000	0.000	14.050
					Place: 200*	204*	23T	204*	196*	196*		199
200	901	Franklin Stutevoss	27678	Westside	4.100	0.000	0.000	0.000	0.000	0.000	0.000	
					Exec: 9.500	0.000	0.000	0.000	0.000	0.000	0.000	
					ND:	
					Final: 13.600	0.000	0.000	0.000	0.000	0.000	0.000	13.600
					Place: 79T	196*	199*	192*	198*	203*		200
201	705	Jeremy Cahill	141470	5280	0.000	0.000	0.000	0.000	0.000	0.000	4.600	
					Exec: 0.000	0.000	0.000	0.000	0.000	0.000	8.850	
					ND:	
					Final: 0.000	0.000	0.000	0.000	0.000	0.000	13.450	13.450
					Place: 196*	197*	203*	195*	195*	29T		201
202*	810	Shawn Bechtel*	52036	M&M	5.200	0.000	0.000	0.000	0.000	0.000	0.000	
					Exec: 7.750	0.000	0.000	0.000	0.000	0.000	0.000	
					ND:	
					Final: 12.950	0.000	0.000	0.000	0.000	0.000	0.000	12.950
					Place: 150T	199*	207*	198*	205*	205*		202*
203*	769	Ethan Moravec	59433	Great Northern	0.000	0.000	5.000	0.000	0.000	0.000	0.000	
					Exec: 0.000	0.000	7.950	0.000	0.000	0.000	0.000	
					ND:	
					Final: 0.000	0.000	12.950	0.000	0.000	0.000	0.000	12.950
					Place: 201*	203*	86T	202*	202*	200*		203*
204	770	Scott VanderVeer	40445	Great Northern	0.000	0.000	5.000	0.000	0.000	0.000	0.000	
					Exec: 0.000	0.000	7.850	0.000	0.000	0.000	0.000	
					ND:	
					Final: 0.000	0.000	12.850	0.000	0.000	0.000	0.000	12.850
					Place: 197*	205*	90T	201*	200*	198*		204
205	825	John-Paul Singh*	332123	Minnetonka-Hopkins	0.000	4.100	0.000	0.000	0.000	0.000	0.000	
					Exec: 0.000	7.800	0.000	0.000	0.000	0.000	0.000	
					ND:	
					Final: 0.000	11.900	0.000	0.000	0.000	0.000	0.000	11.900
					Place: 195*	134T	204*	196*	199*	199*		205
206	902	Jason Wang	288967	Westside	0.000	5.200	0.000	0.000	0.000	0.000	0.000	
					Exec: 0.000	6.300	0.000	0.000	0.000	0.000	0.000	
					ND:	
					Final: 0.000	11.500	0.000	0.000	0.000	0.000	0.000	11.500
					Place: 199*	152T	200*	193*	197*	202*		206
207	809	Frank Marcotti	35543	Legends	0.000	0.000	0.000	0.000	0.000	0.000	0.000	
					Exec: 0.000	0.000	0.000	0.000	0.000	0.000	0.000	
					ND:	
					Final: 0.000	0.000	0.000	0.000	0.000	0.000	0.000	0.000
					Place: 206*	200*	205*	199*	204*	206*		207