







2010 JO NATIONALS MEN KNOXVILLE

Page: 1
 Printed on: 5/6/2010
 at: 10:25 PM

Regional Team Results

Men - 14-15

5/6/2010 - 5/9/2010







Rank	Gym	Team	Score						
1	Team 8	8	433.900	72.550	69.550	71.000	77.750	72.700	70.350
				1	1	1	3	1	1
	453	Gared Chapman					15.100		
	546	Rodolfo Bonilla**	14.300	13.450	14.250	15.050	14.850	15.000	
	586	Jake Martin	14.950	14.400	14.600	16.250	14.200	15.350	
	587	Sean Melton	15.300	14.600	14.550	15.850	14.800	14.400	
	609	Zachary Owen	13.600	13.450	12.600		13.900	13.800	
	638	Maximilian Mayr	14.400	13.650	15.000	15.500	14.950	11.800	
2	Team 5	5	426.950	71.350	68.250	69.900	79.350	69.800	68.300
				3T	3	2	1	2	3
	481	Daniel Lucas	13.400		15.050	16.450	14.050	13.400	
	484	Delvecchio Orozco	14.150	13.750		15.200	13.850		
	563	Alex Johnson	14.200	13.650	13.600	15.300	13.600	14.400	
	573	Stacey Ervin	15.450	13.600	14.600	16.350	14.200	13.450	
	593	Jack Boyle	14.150	13.950	13.000		14.100	13.550	
	601	Kevin Baker		13.300	13.650	16.050		13.500	
3	Team 1	1	426.400	72.500	67.550	68.100	78.850	69.350	70.050
				2	4	3	2	3	2
	472	Kevin Wolting	14.800	13.100	13.650	15.400	13.450	13.800	
	554	Joshua Yee			13.600	15.200	14.150	14.200	
	581	Nick Spiro	14.050	13.350	14.700	16.050		13.600	
	612	Alex Powarzynski	14.400	12.700		16.050	14.000	14.200	
	613	Adrian De Los Angeles	14.500	14.300	13.050	16.150	14.600	14.250	
	640	Alec Robin	14.750	14.100	13.100		13.150		
4	Team 7	7	416.100	71.050	68.900	64.950	73.950	69.250	68.000
				5	2	6	6	4	4
	561	Brandon Beckhardt	14.600		12.250	15.250	13.450	13.050	
	574	Akash Modi	14.600	13.950		14.100		13.350	
	591	Joe Peters	13.650	13.750	13.500	13.750	14.150	13.750	
	634	David Frankl	13.850	13.650	13.100		14.150	13.800	
	637	Donnell Whittenburg	14.350	14.250	13.800	16.300	13.850	14.050	
	649	Dennis Zaremski		13.300	12.300	14.550	13.650		

2010 JO NATIONALS MEN KNOXVILLE

Regional Team Results

Men - 14-15

5/6/2010 - 5/9/2010

Rank	Gym	Team	Score						
5	Team 6	6	410.100	69.550 6	65.400 6	65.000 5	75.650 5	68.650 5	65.850 5
	514	Danny DiBenedetto		14.150	13.400	13.600	15.300	14.100	14.250
	515	Jonathan Deaton		14.000	14.050	13.700	15.850	14.000	14.300
	516	Devin Clarke		13.900		12.400	15.300	13.300	11.400
	577	Mark Springett			13.150	12.100	14.200		
	578	Mon Henglin		13.900	12.850			13.650	12.550
	620	Jon Rydzefski		13.600	11.950	13.200	15.000	13.600	13.350
6	Team 3	3	405.200	71.350 4T	63.200 7	63.550 7	76.200 4	67.000 7	63.900 7
	504	Lee Grogan		14.350	12.050		15.200	13.150	
	512	Joseph Coumos		13.650	13.150	12.650	15.050		12.550
	526	Austin Epperson			12.700	13.300	14.900	13.700	12.500
	530	Zachary Wendland		13.800	13.400	12.000		13.250	12.300
	551	Grant Perdue		15.200	11.900	13.150	15.850	13.200	14.050
	642	Taylor Seaton		14.350		12.450	15.200	13.700	12.500
7	Team 4	4	404.300	67.050 9	65.800 5	65.950 4	73.000 7	67.900 6	64.600 6
	499	Jacob Hill-Seaton			13.800	13.500	15.250	13.700	14.000
	542	Zach Liebler		12.800	10.600		14.000		
	575	Addison Boschult		14.000	13.150	11.750		13.100	11.000
	582	Coleman Tokar		13.150	13.600	12.450	14.700	12.300	12.550
	625	Dmitri Belanovski**		13.900	14.650	14.300	15.050	14.700	14.300
	626	Paul Montague		13.200		13.950	14.000	14.100	12.750
8	Team 9	9	391.100	68.500 7	62.600 8	60.550 9	71.050 8	66.450 8	61.950 9
	457	Caleb Powell			12.450	11.850	13.750	13.000	10.350
	463	Jacob Dastrup		14.900	14.550	13.250	15.050	14.500	12.950
	464	Tyson Grover		13.400	12.050	10.800	14.250	13.400	12.600
	496	Colby Pedrick		13.650	12.350		13.900		12.950
	497	Adam Avant		13.250	11.200	12.550	14.100	12.750	
	652	Eric Morrison		13.300		12.100		12.800	13.100







2010 JO NATIONALS MEN KNOXVILLE

Regional Team Results

Men - 14-15

Page: 3
Printed on: 5/6/2010
at: 10:25 PM

5/6/2010 - 5/9/2010

Rank	Gym	Team	Score						
9	Team 2	2	386.850	68.450 8	59.950 9	61.200 8	68.850 9	65.950 9	62.450 8
469	Tyler Christopher				12.750	11.700	14.000	13.400	11.150
479	Logan Melander		13.600		13.650	12.600	14.050	12.950	13.450
480	Jesse Sutton		14.400		11.450	13.200	14.050	13.550	13.000
569	Nathan Swanson		13.650		11.100		13.350	13.200	11.400
570	Banks Hall		13.200		11.000	12.350	13.400	12.850	
571	Christopher Short		13.600			11.350			13.450