







2010 JO NATIONALS MEN KNOXVILLE

Meet Results - Day 1 Men - 14-15







5/6/2010

Rank	Num	Name	USAG #	Gym							AA
1	586	Jake Martin	79415	Orlando Metro	Diff: 6.200	5.100	5.500	6.800	5.000	5.800	
					Exec: 8.750	9.300	9.100	9.450	9.200	9.550	
					ND: _____	_____	_____	_____	_____	_____	
					Final: 14.950	14.400	14.600	16.250	14.200	15.350	89.750
					Place: 5T	4	4*	4	9T	1	1
2	587	Sean Melton	20145	Orlando Metro	Diff: 5.900	5.100	5.400	6.800	5.500	5.100	
					Exec: 9.400	9.500	9.150	9.050	9.300	9.300	
					ND: _____	_____	_____	_____	_____	_____	
					Final: 15.300	14.600	14.550	15.850	14.800	14.400	89.500
					Place: 2	2	6	11T	3	5T	2
3	573	Stacey Ervin	106486	Mills USA	Diff: 5.900	4.600	5.500	6.800	4.700	4.300	
					Exec: 9.550	9.000	9.100	9.550	9.500	9.150	
					ND: _____	_____	_____	_____	_____	_____	
					Final: 15.450	13.600	14.600	16.350	14.200	13.450	87.650
					Place: 1	23T	4*	2	9T	33T	3
4T	546	Rodolfo Bonilla**	449371	Gym ETC	Diff: 5.200	3.900	5.500	5.700	5.300	5.500	
					Exec: 9.100	9.550	8.750	9.350	9.550	9.500	
					ND: _____	_____	_____	_____	_____	_____	
					Final: 14.300	13.450	14.250	15.050	14.850	15.000	86.900
					Place: 27T	30T	8	43*	2	2	4T
4T	625	Dmitri Belanovski**	112562	Swiss Turners	Diff: 5.400	5.000	4.600	5.700	5.100	5.000	
					Exec: 8.500	9.650	9.700	9.350	9.600	9.300	
					ND: _____	_____	_____	_____	_____	_____	
					Final: 13.900	14.650	14.300	15.050	14.700	14.300	86.900
					Place: 47T	1	7	43*	4T	8T	4T
6	613	Adrian De Los Angeles	325410	SCATS	Diff: 5.600	5.300	5.300	6.700	5.200	5.100	
					Exec: 8.900	9.000	7.750	9.450	9.400	9.150	
					ND: _____	_____	_____	_____	_____	_____	
					Final: 14.500	14.300	13.050	16.150	14.600	14.250	86.850
					Place: 13T	5T	42T	5	6	10T	6
7	637	Donnell Whittenburg	101578	Ultimate	Diff: 5.400	5.200	6.300	6.700	5.000	5.100	
					Exec: 8.950	9.050	7.500	9.600	8.850	8.950	
					ND: _____	_____	_____	_____	_____	_____	
					Final: 14.350	14.250	13.800	16.300	13.850	14.050	86.600
					Place: 22T	7	10T	3	25T	15T	7
8	515	Jonathan Deaton	113855	Daggetts	Diff: 5.700	4.800	5.000	6.300	5.000	5.200	
					Exec: 8.300	9.250	8.700	9.550	9.000	9.100	
					ND: _____	_____	_____	_____	_____	_____	
					Final: 14.000	14.050	13.700	15.850	14.000	14.300	85.900
					Place: 43T	9	13	11T	21T	8T	8
9	638	Maximilian Mayr	30046	Universal	Diff: 5.200	4.800	5.800	6.100	5.300	4.400	
					Exec: 9.200	8.850	9.200	9.400	9.650	7.400	
					ND: _____	_____	_____	_____	_____	_____	
					Final: 14.400	13.650	15.000	15.500	14.950	11.800	85.300
					Place: 17T	18T	2	17T	1	117T	9

2010 JO NATIONALS MEN KNOXVILLE

Meet Results Day 1 Men - 14-15







5/6/2010 - 5/9/2010

Rank	Num	Name	USAG #	Gym							AA
10	463	Jacob Dastrup	190377	Arete	Diff: 5.700	5.400	4.600	5.700	4.800	4.200	
					Exec: 9.200	9.150	8.650	9.350	9.700	8.750	
					ND:						
					Final: 14.900	14.550	13.250	15.050	14.500	12.950	85.200
					Place: 7	3	28	43*	7T	58T	10
11	514	Danny DiBenedetto	122478	Daggetts	Diff: 4.900	4.400	4.600	5.800	4.600	4.800	
					Exec: 9.250	9.000	9.000	9.500	9.500	9.450	
					ND:						
					Final: 14.150	13.400	13.600	15.300	14.100	14.250	84.800
					Place: 32T	33T	17T	23T	14*	10T	11
12	563	Alex Johnson	324996	Integrity	Diff: 5.200	5.200	5.400	5.900	4.600	5.100	
					Exec: 9.000	8.450	8.200	9.400	9.000	9.300	
					ND:						
					Final: 14.200	13.650	13.600	15.300	13.600	14.400	84.750
					Place: 30T	18T	17T	23T	49T	5T	12
13	619	Timothy Wang	88527	South Coast	Diff: 5.300	5.600	4.800	6.800	5.100	4.700	
					Exec: 8.850	7.100	8.300	9.300	9.400	9.350	
					ND:						
					Final: 14.150	12.700	13.100	16.100	14.500	14.050	84.600
					Place: 32T	78T	36*	6	7T	15T	13
14	472	Kevin Wolting	20721	Azarian Gymnastics	Diff: 5.400	4.000	5.000	5.800	4.600	4.700	
					Exec: 9.400	9.100	8.650	9.600	8.850	9.100	
					ND:						
					Final: 14.800	13.100	13.650	15.400	13.450	13.800	84.200
					Place: 8	54T	14T	20T	61T	22*	14
15	481	Daniel Lucas	149527	Branch	Diff: 5.300	3.700	6.200	6.700	4.500	4.400	
					Exec: 8.100	8.050	8.850	9.750	9.550	9.000	
					ND:						
					Final: 13.400	11.750	15.050	16.450	14.050	13.400	84.100
					Place: 98T	131*	1	1	20	39	15
16T	612	Alex Powarzynski	89030	SCATS	Diff: 5.100	4.400	5.000	6.600	4.900	4.800	
					Exec: 9.300	8.300	7.350	9.450	9.100	9.400	
					ND:						
					Final: 14.400	12.700	12.350	16.050	14.000	14.200	83.700
					Place: 17T	78T	73T	7T	21T	12T	16T
16T	640	Alec Robin	41996	Victory	Diff: 5.400	4.800	4.800	6.700	4.600	4.300	
					Exec: 9.350	9.300	8.300	8.450	8.550	9.150	
					ND:						
					Final: 14.750	14.100	13.100	15.150	13.150	13.450	83.700
					Place: 9	8	36*	36T	88T	33*	16T
18	581	Nick Spiro	82520	New Hope	Diff: 4.900	4.600	5.500	6.700	4.100	4.700	
					Exec: 9.150	8.750	9.200	9.350	7.800	8.900	
					ND:						
					Final: 14.050	13.350	14.700	16.050	11.900	13.600	83.650
					Place: 40*	35T	3	7*	181	29	18

2010 JO NATIONALS MEN KNOXVILLE

Meet Results Day 1 Men - 14-15







5/6/2010 - 5/9/2010

Rank	Num	Name	USAG #	Gym	Diff:							AA
19	593	Jack Boyle	78278	Premier Academy West	5.100	4.800	5.200	5.700	4.600	4.800		
					Exec: 9.050	9.150	7.800	9.150	9.500	8.750		
					ND:							
					Final: 14.150	13.950	13.000	14.850	14.100	13.550	83.600	
					Place: 32*	10T	45	56T	14T	30	19	
20	618	Ryan Patterson**	38337	San Mateo	5.500	4.400	4.200	5.700	4.300	4.400		
					Exec: 9.500	9.250	8.350	9.400	9.500	9.050		
					ND:							
					Final: 15.000	13.650	12.550	15.100	13.800	13.450	83.550	
					Place: 4	18T	62T	40T	30T	33T	20	
21	614	Kanji Oyama	51841	SCATS	4.800	4.600	4.900	5.700	5.000	5.000		
					Exec: 9.200	8.700	8.750	9.500	8.600	8.700		
					ND:							
					Final: 14.000	13.300	13.650	15.200	13.600	13.700	83.450	
					Place: 43T	37T	14T	29*	49T	28	21	
22	551	Grant Perdue	31488	Gymmasters	5.700	3.800	4.900	6.200	4.500	4.600		
					Exec: 9.500	8.100	8.250	9.650	8.700	9.450		
					ND:							
					Final: 15.200	11.900	13.150	15.850	13.200	14.050	83.350	
					Place: 3	119T	32T	11T	79T	15T	22	
23	499	Jacob Hill-Seaton	118875	Cahoys	5.400	5.100	5.000	6.300	4.800	4.900		
					Exec: 7.300	8.700	8.500	8.950	8.900	9.100		
					ND:							
					Final: 12.700	13.800	13.500	15.250	13.700	14.000	82.950	
					Place: 163T	14T	20T	27T	37T	18T	23	
24	600	Jesse Himmelsbach	83727	Queen City	4.400	5.000	3.900	5.700	4.500	4.800		
					Exec: 9.150	9.300	7.950	9.300	9.300	9.600		
					ND:							
					Final: 13.550	14.300	11.850	15.000	13.800	14.400	82.900	
					Place: 85T	5T	111T	48T	30T	5T	24	
25	490	Jordan Gotro	89190	Byers Elk Grove	5.200	4.200	4.600	5.700	4.200	4.200		
					Exec: 9.200	9.050	8.750	9.200	9.450	9.050		
					ND:							
					Final: 14.400	13.250	13.350	14.900	13.650	13.250	82.800	
					Place: 17T	43T	23T	54T	42T	44T	25	
26	554	Joshua Yee	44946	HITS	4.800	4.100	4.900	5.800	4.900	4.700		
					Exec: 8.750	7.900	8.700	9.400	9.250	9.500		
					ND:							
					Final: 13.550	12.000	13.600	15.200	14.150	14.200	82.700	
					Place: 85T	113T	17T	29*	11T	12T	26	
27	601	Kevin Baker	136052	Queen City	5.300	4.500	5.200	6.700	4.900	5.000		
					Exec: 7.800	8.800	8.450	9.350	8.100	8.500		
					ND:							
					Final: 13.100	13.300	13.650	16.050	13.000	13.500	82.600	
					Place: 131T	37T	14T	7*	103T	31T	27	

2010 JO NATIONALS MEN KNOXVILLE

Meet Results Day 1 Men - 14-15







5/6/2010 - 5/9/2010

Rank	Num	Name	USAG #	Gym							AA
28	591	Joe Peters	49794	Parkettes	Diff: 5.400	4.800	5.500	5.400	5.200	5.300	
					Exec: 8.250	8.950	8.000	8.350	8.950	8.450	
					ND:						
					Final: 13.650	13.750	13.500	13.750	14.150	13.750	82.550
					Place: 67T	16T	20T	124T	11T	26T	28
29	548	Samuel Chamberlain	52050	Gym TC of Ohio	Diff: 5.600	4.200	4.800	6.800	4.600	4.500	
					Exec: 8.700	9.000	7.900	8.600	9.350	8.450	
					ND:						
					Final: 14.300	13.200	12.700	15.400	13.950	12.950	82.500
					Place: 27T	45*	54T	20T	23	58T	29
30	531	Antonio Castro	211773	FGTC	Diff: 5.000	4.500	4.900	4.900	4.700	5.000	
					Exec: 9.350	8.950	7.550	9.650	8.950	9.000	
					ND:						
					Final: 14.350	13.450	12.450	14.550	13.650	14.000	82.450
					Place: 22T	30T	68T	66T	42T	18T	30
31	605	Adam Dean	31507	Roch	Diff: 4.900	4.200	4.300	5.800	4.200	4.300	
					Exec: 8.700	9.000	8.450	9.300	9.550	9.500	
					ND:						
					Final: 13.600	13.200	12.750	15.100	13.750	13.800	82.200
					Place: 74*	45*	52T	40T	34T	22T	31
32	645	Travis Gollott	171967	West Coast	Diff: 5.300	4.600	3.500	5.700	4.800	4.500	
					Exec: 9.200	8.900	8.150	9.350	9.300	8.750	
					ND:						
					Final: 14.500	13.500	11.650	15.050	14.100	13.250	82.050
					Place: 13T	27T	127T	43T	14T	44T	32
33	634	David Frankl	59647	U. S. Gymnastics Dev	Diff: 4.900	4.600	4.900	4.000	4.600	4.700	
					Exec: 8.950	9.050	8.200	9.450	9.550	9.100	
					ND:						
					Final: 13.850	13.650	13.100	13.450	14.150	13.800	82.000
					Place: 59T	18T	36*	143*	11T	22*	33
34	484	Delvecchio Orozco	56816	Buffalo Grove	Diff: 5.000	4.800	5.300	5.700	4.700	4.400	
					Exec: 9.150	8.950	6.750	9.500	9.150	8.500	
					ND:						
					Final: 14.150	13.750	12.050	15.200	13.850	12.900	81.900
					Place: 32T	16T	98T	29T	25*	63T	34
35	558	Andrew Rickly	80350	Hocking Valley	Diff: 5.200	4.400	5.300	5.000	4.700	5.300	
					Exec: 8.900	7.400	8.000	9.450	8.850	9.300	
					ND:						
					Final: 14.100	11.800	13.300	14.450	13.550	14.600	81.800
					Place: 38T	127T	25T	70T	55T	4	35
36	561	Brandon Beckhardt	150453	Hot Shots	Diff: 5.400	4.200	5.300	6.200	4.200	4.000	
					Exec: 9.200	8.950	6.950	9.050	9.250	9.050	
					ND:						
					Final: 14.600	13.150	12.250	15.250	13.450	13.050	81.750
					Place: 10T	49T	85T	27T	61T	53T	36

2010 JO NATIONALS MEN KNOXVILLE

Meet Results Day 1 Men - 14-15







5/6/2010 - 5/9/2010

Rank	Num	Name	USAG #	Gym							AA
37	609	Zachary Owen	46070	Roswell	Diff: 4.900	4.600	4.400	4.800	4.800	4.500	
					Exec: 8.700	8.850	8.200	9.350	9.100	9.300	
					ND:						
					Final: 13.600	13.450	12.600	14.150	13.900	13.800	81.500
					Place: 74*	30T	59T	80*	24	22T	37
38	538	Kevin Ko	111363	Golden Bear	Diff: 5.500	4.500	4.400	5.700	4.700	5.300	
					Exec: 9.000	9.100	7.250	9.450	7.050	9.400	
					ND:						
					Final: 14.500	13.600	11.650	15.150	11.750	14.700	81.350
					Place: 13T	23*	127T	36T	184T	3	38
39	616	Travis Cameron	33278	San Mateo	Diff: 4.500	4.300	4.600	5.800	4.000	4.400	
					Exec: 9.050	9.200	7.050	9.700	9.200	9.450	
					ND:						
					Final: 13.550	13.500	11.650	15.500	13.200	13.850	81.250
					Place: 85T	27T	127T	17T	79T	20T	39
40	471	Adam Young	156435	Azarian Gymnastics	Diff: 4.600	4.400	4.400	5.600	4.100	4.000	
					Exec: 9.150	9.150	7.400	9.400	9.600	9.300	
					ND:						
					Final: 13.750	13.550	11.800	15.000	13.700	13.300	81.100
					Place: 62	26	113T	48T	37T	43	40
41T	620	Jon Rydzefski	110156	Sterling	Diff: 4.100	4.000	4.700	5.700	4.200	4.500	
					Exec: 9.500	7.950	8.500	9.300	9.400	8.850	
					ND:						
					Final: 13.600	11.950	13.200	15.000	13.600	13.350	80.700
					Place: 74T	115T	29T	48T	49T	40T	41T
41T	631	Kyle Zemeir	107094	Top Flight MD	Diff: 4.600	4.700	4.600	5.700	4.300	4.700	
					Exec: 9.250	8.300	8.250	9.100	9.500	7.700	
					ND:						
					Final: 13.850	13.000	12.850	14.800	13.800	12.400	80.700
					Place: 59T	60T	50T	58*	30T	86T	41T
43	540	Jonathan Liu	356840	Golden Bear	Diff: 4.900	4.000	4.800	5.400	4.600	3.500	
					Exec: 8.250	8.800	8.350	9.300	9.500	9.250	
					ND:						
					Final: 13.150	12.800	13.150	14.700	14.100	12.750	80.650
					Place: 124T	70T	32T	62T	14*	65T	43
44	539	Aaron Lewis	109988	Golden Bear	Diff: 5.200	4.100	4.500	5.700	4.100	4.000	
					Exec: 9.150	8.500	8.250	9.100	9.300	8.600	
					ND:						
					Final: 14.350	12.600	12.750	14.800	13.400	12.600	80.500
					Place: 22T	85T	52T	58*	63*	70T	44
45	536	Capri Sano	157251	GO USA	Diff: 4.600	4.600	4.800	5.400	4.200	5.100	
					Exec: 8.300	8.350	8.100	9.400	8.600	9.000	
					ND:						
					Final: 12.900	12.950	12.900	14.800	12.800	14.100	80.450
					Place: 145T	62*	48T	58*	124T	14	45

2010 JO NATIONALS MEN KNOXVILLE

Meet Results Day 1 Men - 14-15







5/6/2010 - 5/9/2010

Rank	Num	Name	USAG #	Gym	Diff:							AA
46	479	Logan Melander	57600	Black Hills	4.600	4.500	3.800	4.600	4.400	4.300		
					Exec: 9.000	9.150	8.800	9.450	8.550	9.150		
					ND:							
					Final: 13.600	13.650	12.600	14.050	12.950	13.450		80.300
					Place: 74T	18T	59T	95*	109T	33*		46
47	462	Aaron Meland	36507	Apex	5.100	4.000	5.000	5.800	4.300	4.200		
					Exec: 9.400	7.300	7.500	9.550	9.350	8.750		
					ND:							
					Final: 14.500	11.300	12.500	15.350	13.650	12.950		80.250
					Place: 13T	151T	65T	22	42T	58T		47
48	512	Joseph Coumos	186586	Cypress Academy	4.800	4.300	4.900	5.700	4.200	3.300		
					Exec: 8.850	8.850	7.750	9.350	8.850	9.250		
					ND:							
					Final: 13.650	13.150	12.650	15.050	13.050	12.550		80.100
					Place: 67T	49T	57*	43*	99T	73T		48
49T	454	Alex Wunderlich	108880	Aerial	5.400	4.300	5.000	5.800	4.500	4.000		
					Exec: 6.900	8.800	8.750	9.350	8.900	8.350		
					ND:							
					Final: 12.300	13.100	13.750	15.150	13.400	12.350		80.050
					Place: 177T	54T	12	36*	63T	88T		49T
49T	526	Austin Epperson	76163	Elite Champion Gym	4.700	3.700	4.900	5.700	4.300	3.500		
					Exec: 8.250	9.000	8.400	9.200	9.400	9.000		
					ND:							
					Final: 12.950	12.700	13.300	14.900	13.700	12.500		80.050
					Place: 142T	78*	25T	54T	37T	83T		49T
51	470	Kevin Tran	20504	Azarian Gymnastics	5.000	4.600	3.300	4.800	3.800	4.000		
					Exec: 9.400	8.400	9.000	9.650	9.000	9.050		
					ND:							
					Final: 14.400	13.000	12.300	14.450	12.800	13.050		80.000
					Place: 17T	60T	79T	70T	124T	53T		51
52	501	Daniel Button	117591	Capital Gymnastics	5.000	3.900	4.800	6.300	4.600	4.700		
					Exec: 6.750	8.450	7.800	9.750	8.700	9.150		
					ND:							
					Final: 11.750	12.350	12.600	16.050	13.300	13.850		79.900
					Place: 193T	93T	59T	7T	73T	20T		52
53	486	Eric Lofstrom	51168	Buffalo Grove	4.600	4.700	4.500	5.700	4.600	4.400		
					Exec: 8.550	8.550	8.650	8.150	9.500	7.950		
					ND:							
					Final: 13.150	13.250	13.150	13.850	14.100	12.350		79.850
					Place: 124T	43T	32T	113T	14*	88T		53
54	480	Jesse Sutton	89862	Black Hills	4.900	3.600	4.800	4.600	4.700	4.600		
					Exec: 9.500	7.850	8.400	9.450	8.850	8.400		
					ND:							
					Final: 14.400	11.450	13.200	14.050	13.550	13.000		79.650
					Place: 17T	143T	29T	95*	55T	56T		54

2010 JO NATIONALS MEN KNOXVILLE

Meet Results Day 1 Men - 14-15







5/6/2010 - 5/9/2010

Rank	Num	Name	USAG #	Gym							AA
55	590	Jordan Declerk	82042	Palmer's	Diff: 4.900	4.300	4.900	4.800	5.200	3.200	
					Exec: 9.150	7.850	7.250	9.200	9.500	9.350	
					ND:						
					Final: 14.050	12.150	12.150	14.000	14.700	12.550	79.600
					Place: 40*	105T	88T	100*	4T	73T	55
56	617	Andrew Botto	68149	San Mateo	Diff: 4.300	4.400	4.800	6.600	4.100	3.500	
					Exec: 9.200	7.850	8.700	8.050	9.300	8.700	
					ND:						
					Final: 13.500	12.250	13.500	14.650	13.400	12.200	79.500
					Place: 92T	99T	20T	64T	63*	97T	56
57T	564	Denis Aurelius	21605	Integrity	Diff: 5.100	4.100	5.200	6.600	3.700	4.500	
					Exec: 8.600	6.750	7.850	9.100	9.250	8.700	
					ND:						
					Final: 13.700	10.850	13.050	15.700	12.950	13.200	79.450
					Place: 63T	170	42T	14T	109*	46T	57T
57T	556	Chandler Eggleston	136183	High Point	Diff: 5.200	3.500	3.500	6.100	4.000	2.800	
					Exec: 9.350	8.600	8.100	9.600	9.700	9.000	
					ND:						
					Final: 14.550	12.100	11.600	15.700	13.700	11.800	79.450
					Place: 12	107T	134T	14T	37T	117T	57T
59	574	Akash Modi	119053	Monmouth	Diff: 5.200	5.200	5.200	4.800	4.800	4.400	
					Exec: 9.400	8.750	5.950	9.300	7.450	8.950	
					ND:						
					Final: 14.600	13.950	11.150	14.100	12.250	13.350	79.400
					Place: 10T	10T	164T	86*	163T	40T	59
60	623	Leroy Clarke Jr.	48471	Surgent's	Diff: 4.300	4.600	4.600	3.800	4.400	4.700	
					Exec: 8.850	8.500	8.450	9.250	9.250	8.650	
					ND:						
					Final: 13.150	13.100	13.050	13.050	13.650	13.350	79.350
					Place: 124T	54T	42T	177*	42T	40T	60
61	603	Yordan Aleksandrov**	113058	Redwood Empire	Diff: 5.200	4.600	4.600	4.800	4.700	4.100	
					Exec: 8.700	7.700	8.700	9.050	9.050	8.100	
					ND:						
					Final: 13.900	12.300	13.300	13.850	13.750	12.200	79.300
					Place: 47T	97T	25T	113T	34T	97T	61
62	489	George Bryant	94310	Byers Elk Grove	Diff: 4.600	3.800	4.200	4.800	4.400	4.400	
					Exec: 8.150	8.850	8.100	9.500	9.350	9.100	
					ND:						
					Final: 12.750	12.650	12.300	14.300	13.750	13.500	79.250
					Place: 156T	82T	79T	75*	34T	31T	62
63T	487	Matthew Loochtan	44576	Buffalo Grove	Diff: 5.200	4.300	4.600	5.700	4.300	3.500	
					Exec: 8.200	7.750	9.200	9.250	9.300	7.800	
					ND:						
					Final: 13.400	12.050	13.800	14.950	13.600	11.300	79.100
					Place: 98T	109T	10T	51T	49T	151T	63T

2010 JO NATIONALS MEN KNOXVILLE

Meet Results Day 1 Men - 14-15

5/6/2010 - 5/9/2010







Rank	Num	Name	USAG #	Gym							AA
63T	507	Andrew Potts	74292	Columbia	Diff: 4.500 Exec: 8.700 ND: Final: 13.200 Place: 114*	4.400 8.750 - 13.150 49T	4.700 7.200 - 11.900 106T	4.800 9.100 - 13.900 109T	4.300 9.550 - 13.850 25T	4.200 8.900 - 13.100 51T	79.100 63T
65	608	Bobby Jacobs	112014	Roswell	Diff: 3.900 Exec: 9.700 ND: Final: 13.600 Place: 74T	4.200 8.600 - 12.800 70T	4.800 8.150 - 12.950 46T	4.000 9.300 - 13.300 153*	4.000 9.200 - 13.200 79*	4.000 9.150 - 13.150 48T	79.000 65
66	530	Zachary Wendland	105597	Emerald City	Diff: 4.500 Exec: 9.300 ND: Final: 13.800 Place: 61	4.100 9.300 - 13.400 33T	4.400 7.600 - 12.000 101T	4.800 9.400 - 14.200 78T	4.200 9.050 - 13.250 76T	3.900 8.400 - 12.300 92T	78.950 66
67	519	Christopher Stephenson	52386	DeVeau's School	Diff: 4.600 Exec: 9.300 ND: Final: 13.900 Place: 47*	4.200 9.100 - 13.300 37*	5.000 7.250 - 12.250 85T	4.600 9.300 - 13.900 109T	4.700 9.150 - 13.850 25*	3.100 8.550 - 11.650 126T	78.850 67
68	582	Coleman Tokar	040802	North Shore	Diff: 4.500 Exec: 8.650 ND: Final: 13.150 Place: 124*	4.500 9.100 - 13.600 23*	4.600 7.850 - 12.450 68T	5.600 9.100 - 14.700 62T	4.400 7.900 - 12.300 158T	4.000 8.550 - 12.550 73*	78.750 68
69T	511	Jacob Davies	94286	Cypress Academy	Diff: 4.700 Exec: 8.850 ND: Final: 13.550 Place: 85T	3.700 7.900 - 11.600 137T	4.600 8.350 - 12.950 46T	4.600 8.950 - 13.550 135*	4.500 9.100 - 13.600 49T	3.900 9.550 - 13.450 33T	78.700 69T
69T	595	Chase Cannon	104053	Premier Athletics	Diff: 4.800 Exec: 8.800 ND: Final: 13.600 Place: 74T	4.200 9.300 - 13.500 27T	3.500 8.600 - 12.100 92T	5.000 8.150 - 13.150 165T	4.300 8.850 - 13.150 88T	4.000 9.200 - 13.200 46T	78.700 69T
69T	488	Nicholas Gleghorn	73404	Byers Elk Grove	Diff: 4.300 Exec: 9.100 ND: Final: 13.400 Place: 98T	4.100 9.200 - 13.300 37T	4.200 8.150 - 12.350 73*	4.000 9.300 - 13.300 153*	3.900 9.450 - 13.350 70T	3.900 9.100 - 13.000 56T	78.700 69T
72	580	Nicholas Del Junco	70152	New Hope	Diff: 4.400 Exec: 9.600 ND: Final: 14.000 Place: 43T	3.200 9.400 - 12.600 85T	4.700 8.450 - 13.150 32T	5.200 9.300 - 14.500 68T	3.700 7.750 - 11.450 188T	3.900 9.050 - 12.950 58T	78.650 72

2010 JO NATIONALS MEN KNOXVILLE

Meet Results Day 1

Men - 14-15

5/6/2010 - 5/9/2010







Rank	Num	Name	USAG #	Gym							AA
73	649	Dennis Zaremski	44875	World Cup	Diff: 4.100	4.900	6.100	5.400	4.400	4.800	
					Exec: 8.150	8.400	6.200	9.150	9.250	7.650	
					ND:						
					Final: 12.250	13.300	12.300	14.550	13.650	12.450	78.500
					Place: 180	37T	79T	66T	42*	85	73
74T	552	Aaron Brooks	76127	Gymnastics Oklahoma	Diff: 5.500	3.700	4.700	5.800	4.400	3.400	
					Exec: 9.450	8.050	6.850	8.850	9.150	8.400	
					ND:						
					Final: 14.950	11.750	11.550	14.650	13.550	11.800	78.250
					Place: 5T	131*	138T	64T	55T	117T	74T
74T	504	Lee Grogan	148173	Champions AR	Diff: 5.400	4.500	4.600	5.900	4.500	4.300	
					Exec: 8.950	7.550	7.300	9.300	8.650	7.300	
					ND:						
					Final: 14.350	12.050	11.900	15.200	13.150	11.600	78.250
					Place: 22T	109T	106T	29T	88T	129T	74T
76	524	Johann Handszer	87621	Eagles Wings Ath	Diff: 4.400	4.200	4.300	4.200	4.200	3.300	
					Exec: 9.500	9.000	7.000	9.600	9.650	8.850	
					ND:						
					Final: 13.900	13.200	11.300	13.800	13.850	12.150	78.200
					Place: 47T	45T	152T	117T	25T	100T	76
77T	516	Devin Clarke	121654	Daggetts	Diff: 5.100	3.800	3.600	5.800	4.000	2.700	
					Exec: 8.800	8.000	8.800	9.500	9.300	8.700	
					ND:						
					Final: 13.900	11.800	12.400	15.300	13.300	11.400	78.100
					Place: 47T	127T	71T	23T	73T	141T	77T
77T	635	Brandon Valdes	123242	U. S. Gymnastics Dev	Diff: 4.800	4.500	5.100	6.100	4.300	2.900	
					Exec: 7.000	8.350	8.250	9.200	8.550	9.050	
					ND:						
					Final: 11.800	12.850	13.350	15.300	12.850	11.950	78.100
					Place: 190T	65T	23T	23T	116T	109*	77T
79	584	Andrew McCabe	071594	Oak Park	Diff: 5.000	4.100	4.800	4.600	4.200	4.000	
					Exec: 9.200	7.550	8.300	9.550	8.200	8.550	
					ND:						
					Final: 14.200	11.650	13.100	14.150	12.400	12.550	78.050
					Place: 30T	136	36*	80T	152T	73*	79
80	607	Keaton Ackerman	118635	Rochester	Diff: 4.800	5.500	4.600	5.500	4.200	4.100	
					Exec: 7.850	7.300	7.500	9.450	8.950	8.250	
					ND:						
					Final: 12.650	12.800	12.100	14.950	13.150	12.350	78.000
					Place: 166T	70T	92T	51T	88T	88T	80
81T	498	Ethan Lottman	87168	Cahoy's	Diff: 5.000	5.600	4.300	4.800	4.500	3.600	
					Exec: 8.900	7.600	8.050	9.150	8.500	7.800	
					ND:						
					Final: 13.900	13.200	12.350	13.950	13.000	11.400	77.800
					Place: 47T	45T	73T	105*	103T	141T	81T

2010 JO NATIONALS MEN KNOXVILLE

Meet Results Day 1

Men - 14-15

5/6/2010 - 5/9/2010







Rank	Num	Name	USAG #	Gym							AA
81T	509	Nicholas Dunsmore	72574	Cutting Edge Athleti	Diff: 4.200	4.300	4.500	4.600	4.400	4.200	
					Exec: 9.300	7.600	8.200	9.350	8.200	8.950	
					ND:						
					Final: 13.500	11.900	12.700	13.950	12.600	13.150	77.800
					Place: 92T	119T	54T	105*	140T	48T	81T
83T	642	Taylor Seaton	115017	WOGA	Diff: 4.800	3.200	4.500	5.700	4.200	3.400	
					Exec: 9.550	6.350	7.950	9.500	9.500	9.100	
					ND:						
					Final: 14.350	9.550	12.450	15.200	13.700	12.500	77.750
					Place: 22T	191	68T	29*	37T	83T	83T
83T	626	Paul Montague	111467	Swiss Turners	Diff: 4.400	4.700	5.100	4.800	4.600	3.900	
					Exec: 8.800	5.050	8.850	9.200	9.500	8.850	
					ND:						
					Final: 13.200	9.750	13.950	14.000	14.100	12.750	77.750
					Place: 114T	188	9	100*	14*	65T	83T
85	578	Mon Henglin	95762	NESA	Diff: 4.200	4.200	4.700	4.800	4.400	3.500	
					Exec: 9.700	8.650	6.600	8.650	9.250	9.050	
					ND:						
					Final: 13.900	12.850	11.300	13.450	13.650	12.550	77.700
					Place: 47T	65T	152T	143T	42*	73T	85
86	517	Jamie Corona	68492	Dardanos	Diff: 4.600	4.100	3.400	4.900	4.300	4.200	
					Exec: 7.800	8.650	8.550	9.250	8.350	9.550	
					ND:						
					Final: 12.400	12.750	11.950	14.150	12.650	13.750	77.650
					Place: 174T	74*	103T	80T	136T	26T	86
87	532	Demetrius Brown	72296	Fairland	Diff: 4.700	4.700	3.600	4.600	3.000	3.500	
					Exec: 8.900	9.150	8.600	9.500	7.650	9.400	
					ND:						
					Final: 13.600	13.850	12.200	14.100	10.650	12.900	77.300
					Place: 74T	13	87	86*	195	63T	87
88T	557	Christian McSwain	83534	High Point	Diff: 4.800	3.900	2.500	4.600	4.000	3.800	
					Exec: 9.350	9.450	7.750	9.450	9.300	8.350	
					ND:						
					Final: 14.150	13.350	10.250	14.050	13.300	12.150	77.250
					Place: 32T	35T	187T	95*	73T	100T	88T
88T	505	Skyler Bentzel	114334	Cobb Challengers	Diff: 4.900	4.100	4.200	5.800	4.400	3.600	
					Exec: 9.000	7.850	6.800	9.400	8.250	8.950	
					ND:						
					Final: 13.900	11.950	11.000	15.200	12.650	12.550	77.250
					Place: 47T	115T	168T	29*	136*	73T	88T
90	545	Phillip Pruett	172396	Gym Company	Diff: 5.300	3.900	3.800	5.400	4.200	4.500	
					Exec: 8.250	8.950	7.550	9.450	8.400	7.500	
					ND:						
					Final: 13.550	12.850	11.350	14.850	12.600	12.000	77.200
					Place: 85T	65*	148T	56T	140T	106T	90

2010 JO NATIONALS MEN KNOXVILLE

Meet Results Day 1

Men - 14-15

5/6/2010 - 5/9/2010







Rank	Num	Name	USAG #	Gym							AA
91T	575	Addison Boschult	79990	NE Gym	Diff: 4.700	4.700	4.500	4.600	4.300	3.900	
					Exec: 9.300	8.450	7.250	9.250	8.800	7.100	
					ND:	
					Final: 14.000	13.150	11.750	13.850	13.100	11.000	76.850
					Place: 43T	49T	119T	113T	94T	163	91T
91T	533	Blake Young	114533	Flip Force	Diff: 4.200	4.100	4.100	4.600	3.500	4.300	
					Exec: 9.450	7.900	7.100	9.150	9.600	8.850	
					ND:	
					Final: 13.650	12.000	11.200	13.750	13.100	13.150	76.850
					Place: 67T	113T	159T	124T	94T	48T	91T
91T	598	Alexander Gordon	111464	Queen City	Diff: 3.900	3.800	3.800	5.700	4.000	3.700	
					Exec: 9.300	8.700	8.250	8.350	8.700	8.650	
					ND:	
					Final: 13.200	12.500	12.050	14.050	12.700	12.350	76.850
					Place: 114T	90T	98T	95T	134T	88T	91T
94	452	Casey Polizzotto	141478	5280	Diff: 4.600	3.700	4.000	4.800	4.000	3.100	
					Exec: 9.000	9.000	8.100	9.300	8.300	8.800	
					ND:	
					Final: 13.600	12.700	12.100	14.100	12.300	11.900	76.700
					Place: 74T	78*	92T	86*	158T	113*	94
95	456	Mitchell Soukup	119506	Alamo Gym Center	Diff: 4.300	5.000	4.500	4.000	4.300	2.800	
					Exec: 9.050	8.900	7.000	9.350	8.500	8.850	
					ND:	
					Final: 13.350	13.900	11.500	13.350	12.800	11.650	76.550
					Place: 103T	12	141T	150*	124T	126T	95
96	464	Tyson Grover	83305	Arete	Diff: 4.600	5.200	4.500	4.600	4.200	4.100	
					Exec: 8.800	6.850	6.300	9.650	9.200	8.500	
					ND:	
					Final: 13.400	12.050	10.800	14.250	13.400	12.600	76.500
					Place: 98T	109T	175T	77	63*	70T	96
97	577	Mark Springett	108511	NESA	Diff: 4.200	3.900	3.000	4.800	4.000	2.100	
					Exec: 9.000	9.250	9.100	9.400	8.500	9.200	
					ND:	
					Final: 13.200	13.150	12.100	14.200	12.500	11.300	76.450
					Place: 114T	49T	92T	78T	147	151T	97
98T	606	Matthew Riley	225347	Roch	Diff: 5.100	3.900	3.700	5.800	4.000	3.800	
					Exec: 8.800	8.450	6.550	9.350	9.000	7.850	
					ND:	
					Final: 13.900	12.350	10.250	15.150	13.000	11.650	76.300
					Place: 47T	93T	187T	36*	103T	126T	98T
98T	495	Dominick DiFulvio	85374	CNY Gymnastics	Diff: 4.800	3.800	4.900	4.800	4.300	3.800	
					Exec: 8.200	8.000	7.750	9.350	7.850	8.750	
					ND:	
					Final: 13.000	11.800	12.650	14.150	12.150	12.550	76.300
					Place: 139T	127T	57*	80*	167*	73T	98T

2010 JO NATIONALS MEN KNOXVILLE

Meet Results Day 1

Men - 14-15







5/6/2010 - 5/9/2010

Rank	Num	Name	USAG #	Gym							AA
98T	534	Wayne Conley III	138480	Flip Force	Diff: 4.000	3.300	4.000	4.000	4.000	3.400	
					Exec: 9.050	8.600	8.150	9.550	9.350	8.900	
					ND:						
					Final: 13.050	11.900	12.150	13.550	13.350	12.300	76.300
					Place: 134T	119T	88T	135T	70T	92T	98T
101T	473	Jeremiah Delayo	56133	Azarian Gymnastics	Diff: 5.000	3.700	2.700	4.800	3.700	2.900	
					Exec: 8.150	9.050	8.950	9.150	9.100	9.050	
					ND:						
					Final: 13.150	12.750	11.650	13.950	12.800	11.950	76.250
					Place: 124T	74T	127T	105*	124T	109*	101T
101T	468	Wyatt LaPointe	64509	Artistic	Diff: 4.700	4.100	4.800	4.800	4.200	4.000	
					Exec: 8.000	8.950	6.900	9.300	7.800	8.700	
					ND:						
					Final: 12.700	13.050	11.700	14.100	12.000	12.700	76.250
					Place: 163T	59	124T	86*	176T	69	101T
103	592	Nathaniel Ramil	86645	Peninsula	Diff: 5.200	4.900	4.500	4.800	4.200	4.000	
					Exec: 8.850	8.900	5.500	9.500	8.250	7.600	
					ND:						
					Final: 14.050	13.800	10.000	14.300	12.450	11.600	76.200
					Place: 40T	14T	192T	75*	148T	129T	103
104T	469	Tyler Christopher	123237	Auburn	Diff: 4.300	4.100	3.300	4.600	4.300	3.000	
					Exec: 8.800	8.650	8.400	9.400	9.100	8.150	
					ND:						
					Final: 13.100	12.750	11.700	14.000	13.400	11.150	76.100
					Place: 131T	74*	124T	100T	63*	156T	104T
104T	636	Mark Vaccaro	61279	U. S. Gymnastics Dev	Diff: 4.300	4.500	4.700	4.600	3.700	4.300	
					Exec: 7.850	7.750	7.200	9.200	9.250	8.750	
					ND:						
					Final: 12.150	12.250	11.900	13.800	12.950	13.050	76.100
					Place: 183T	99T	106T	117*	109*	53T	104T
106	633	Daniel Khonmenko	278252	U. S. Gymnastics Dev	Diff: 4.700	4.300	5.700	3.800	4.300	3.300	
					Exec: 8.500	7.200	7.150	9.350	8.950	8.650	
					ND:						
					Final: 13.200	11.500	12.850	13.150	13.250	11.950	75.900
					Place: 114T	140T	50T	165T	76T	109T	106
107	482	Bryan De Los Santos	268553	Broadway	Diff: 4.600	4.300	4.700	4.800	3.700	3.300	
					Exec: 7.850	6.800	7.850	9.700	9.150	9.100	
					ND:						
					Final: 12.450	11.100	12.550	14.500	12.850	12.400	75.850
					Place: 172T	158T	62T	68T	116T	86T	107
108T	641	Joshua Gong	101495	Victory	Diff: 4.200	4.300	4.300	4.800	4.000	2.200	
					Exec: 9.250	7.950	8.900	9.300	8.600	8.000	
					ND:						
					Final: 13.450	12.250	13.200	14.100	12.600	10.200	75.800
					Place: 95*	99T	29T	86*	140*	183	108T

2010 JO NATIONALS MEN KNOXVILLE

Meet Results Day 1 Men - 14-15

5/6/2010 - 5/9/2010







Rank	Num	Name	USAG #	Gym	Diff:							AA
108T	615	Jack Olsen	88777	SW Gym	4.700	4.100	3.500	4.800	4.000	2.800		
					Exec: 8.850	8.700	8.150	9.000	8.600	8.600		
					ND:							
					Final: 13.550	12.800	11.650	13.800	12.600	11.400		75.800
					Place: 85T	70T	127T	117T	140*	141*		108T
110T	453	Gared Chapman	52959	Ace	5.200	4.000	5.200	5.800	4.200	4.700		
					Exec: 8.050	8.600	7.300	9.300	8.100	5.250		
					ND:							
					Final: 13.250	12.600	12.500	15.100	12.300	9.950		75.700
					Place: 111T	85T	65T	40T	158T	188		110T
110T	458	Joseph Boyle	104798	All-American NJ	5.100	3.600	3.700	6.100	3.700	2.400		
					Exec: 9.050	7.500	7.850	9.350	9.350	8.000		
					ND:							
					Final: 14.150	11.100	11.550	15.450	13.050	10.400		75.700
					Place: 32*	158T	138T	19	99T	179		110T
112	550	Emeric Quade	160839	Gym World Central	5.000	3.400	4.400	5.700	4.100	3.600		
					Exec: 8.200	8.050	8.000	7.950	9.250	8.000		
					ND:							
					Final: 13.200	11.450	12.400	13.650	13.350	11.600		75.650
					Place: 114T	143T	71T	131T	70T	129T		112
113	496	Colby Pedrick	119824	CTC	4.800	3.300	3.400	4.600	4.200	4.400		
					Exec: 8.850	9.050	6.750	9.300	8.350	8.550		
					ND:							
					Final: 13.650	12.350	10.150	13.900	12.550	12.950		75.550
					Place: 67T	93T	191	109T	145T	58T		113
114	611	Zachary Swain	81863	SALTO	5.100	4.300	4.500	4.000	4.000	3.800		
					Exec: 8.600	7.400	7.550	9.450	8.300	8.450		
					ND:							
					Final: 13.700	11.700	12.050	13.450	12.300	12.250		75.450
					Place: 63T	134T	98T	143*	158T	94T		114
115	599	Jeremy Siegel	77932	Queen City	3.700	3.800	4.900	4.000	3.700	3.700		
					Exec: 9.350	7.900	8.200	9.250	9.200	7.700		
					ND:							
					Final: 13.050	11.700	13.100	13.250	12.900	11.400		75.400
					Place: 134T	134T	36*	161T	112T	141T		115
116	547	Edixio Mora**	298662	Gym Quest	4.500	4.600	4.400	4.800	4.300	3.800		
					Exec: 8.550	6.950	7.950	9.300	9.100	7.100		
					ND:							
					Final: 13.050	11.550	12.350	14.100	13.400	10.900		75.350
					Place: 134T	139	73T	86*	63*	164T		116
117	572	Zachary Richardson	99477	Michiana	4.600	3.900	4.800	4.600	3.600	4.300		
					Exec: 7.400	8.950	7.900	8.550	8.400	8.300		
					ND:							
					Final: 12.000	12.850	12.700	13.150	12.000	12.600		75.300
					Place: 187	65*	54T	165T	176T	70T		117

2010 JO NATIONALS MEN KNOXVILLE

Meet Results Day 1

Men - 14-15

5/6/2010 - 5/9/2010







Rank	Num	Name	USAG #	Gym							AA
118	627	Robby Meyer			Diff: 4.500	4.600	4.400	3.800	4.300	3.300	
		136786	Tataru		Exec: 8.750	7.000	7.900	9.500	9.300	7.850	
					ND:						
					Final: 13.250	11.600	12.300	13.300	13.600	11.150	75.200
					Place: 111T	137T	79T	153T	49T	156T	118
119T	566	Brett Harris			Diff: 4.700	3.300	2.500	4.800	4.000	2.700	
		45298	KMC		Exec: 8.950	7.400	8.700	9.550	9.500	9.050	
					ND:						
					Final: 13.650	10.700	11.200	14.350	13.500	11.750	75.150
					Place: 67T	173T	159T	74	59T	120T	119T
119T	475	Kiefer Gill			Diff: 4.600	3.900	3.800	4.800	4.300	3.800	
		136615	Bartlett		Exec: 8.250	7.550	8.150	9.200	7.850	8.950	
					ND:						
					Final: 12.850	11.450	11.950	14.000	12.150	12.750	75.150
					Place: 150T	143T	103T	100T	167*	65T	119T
121	455	Colin Osiecki			Diff: 4.200	4.200	4.400	4.000	3.300	2.600	
		054854	Airborne Athletics		Exec: 9.000	8.450	7.350	9.100	9.550	8.950	
					ND:						
					Final: 13.200	12.650	11.750	13.100	12.850	11.550	75.100
					Place: 114T	82T	119T	170*	116T	134T	121
122	576	Brandon Iles			Diff: 4.200	3.900	3.700	4.000	3.700	3.900	
		88593	NEAG		Exec: 8.750	8.350	8.100	9.350	8.400	8.650	
					ND:						
					Final: 12.950	12.250	11.800	13.350	12.100	12.550	75.000
					Place: 142T	99T	113T	150*	172T	73T	122
123T	525	Meyer Williams			Diff: 4.500	3.100	3.300	4.800	4.100	2.800	
		78393	Elite Champion Gym		Exec: 9.050	7.800	8.350	9.600	9.100	8.350	
					ND:						
					Final: 13.550	10.900	11.650	14.400	13.200	11.150	74.850
					Place: 85T	167T	127T	72T	79T	156T	123T
123T	474	Brenon Sommers			Diff: 3.800	4.200	4.300	4.600	3.100	2.900	
		220146	Bartlett		Exec: 9.250	7.150	7.850	8.950	9.700	9.050	
					ND:						
					Final: 13.050	11.350	12.150	13.550	12.800	11.950	74.850
					Place: 134T	148T	88T	135*	124T	109*	123T
123T	527	Aria Sabbagh			Diff: 4.500	2.800	3.000	4.000	3.600	4.000	
		186882	Emerald City		Exec: 9.200	8.600	8.600	8.300	9.500	8.750	
					ND:						
					Final: 13.700	11.400	11.600	12.300	13.100	12.750	74.850
					Place: 63T	147	134T	192T	94T	65T	123T
126T	523	Evan Fitzgerald			Diff: 4.200	3.800	3.700	4.800	3.500	3.600	
		86562	Eagles Wings Ath		Exec: 9.100	8.050	6.500	9.350	9.550	8.650	
					ND:						
					Final: 13.300	11.850	10.200	14.150	13.050	12.250	74.800
					Place: 105T	124T	189T	80*	99T	94T	126T

2010 JO NATIONALS MEN KNOXVILLE

Meet Results Day 1

Men - 14-15

5/6/2010 - 5/9/2010







Rank	Num	Name	USAG #	Gym							AA
126T	639	Joshua Law	189767	VSSG	Diff: 3.800	4.200	4.700	4.000	3.900	3.600	
					Exec: 9.300	8.900	7.650	9.500	8.400	6.850	
					ND:	
					Final: 13.100	13.100	12.350	13.500	12.300	10.450	74.800
					Place: 131T	54T	73T	138*	158T	176T	126T
128	549	Franz Card	93701	Gym Village	Diff: 4.200	3.900	4.400	4.000	4.200	2.600	
					Exec: 8.550	7.850	8.700	9.000	8.950	8.300	
					ND:	
					Final: 12.750	11.750	13.100	13.000	13.150	10.900	74.650
					Place: 156T	131T	36T	180T	88T	164T	128
129	579	Jeremy Munn	229832	NHA	Diff: 4.400	3.900	4.100	4.600	4.100	2.300	
					Exec: 8.950	8.000	7.500	9.150	8.450	9.150	
					ND:	
					Final: 13.350	11.900	11.600	13.750	12.550	11.450	74.600
					Place: 103T	119T	134T	124*	145T	138T	129
130	555	Ari McEwing	114352	High Performance	Diff: 5.000	3.600	4.600	4.600	4.200	3.500	
					Exec: 9.300	5.900	6.950	9.200	9.350	8.200	
					ND:	
					Final: 14.300	9.500	11.550	13.800	13.550	11.700	74.400
					Place: 27T	192	138T	117*	55T	124T	130
131T	457	Caleb Powell	223509	All American	Diff: 4.500	4.400	4.400	4.600	4.000	4.200	
					Exec: 8.450	8.050	7.450	9.150	9.000	6.150	
					ND:	
					Final: 12.950	12.450	11.850	13.750	13.000	10.350	74.350
					Place: 142T	92	111T	124*	103T	180T	131T
131T	491	Chase Van Liew	79688	Byers Elk Grove	Diff: 4.700	3.000	3.100	4.000	3.500	3.000	
					Exec: 8.150	8.950	9.050	8.500	9.350	9.050	
					ND:	
					Final: 12.850	11.950	12.150	12.500	12.850	12.050	74.350
					Place: 150T	115T	88T	189	116T	104T	131T
133T	560	Colt Kucker	55699	Hot Shots	Diff: 4.400	4.600	3.500	4.600	4.000	2.700	
					Exec: 8.900	8.350	8.300	9.000	9.200	6.750	
					ND:	
					Final: 13.300	12.950	11.800	13.600	13.200	9.450	74.300
					Place: 105*	62*	113T	133T	79*	193	133T
133T	594	Matt Lee	38668	Premier Athletics	Diff: 4.500	4.200	4.300	4.600	4.100	2.300	
					Exec: 8.950	9.100	8.000	9.100	7.000	8.150	
					ND:	
					Final: 13.450	13.300	12.300	13.700	11.100	10.450	74.300
					Place: 95T	37*	79T	128T	193	176T	133T
133T	492	Kyle Volentine	72760	CG's	Diff: 4.400	3.700	2.300	4.600	3.700	3.100	
					Exec: 8.750	7.650	8.650	9.200	9.300	8.950	
					ND:	
					Final: 13.150	11.350	10.950	13.800	13.000	12.050	74.300
					Place: 124T	148*	171	117*	103*	104T	133T

2010 JO NATIONALS MEN KNOXVILLE

Meet Results Day 1

Men - 14-15

5/6/2010 - 5/9/2010







Rank	Num	Name	USAG #	Gym							AA
136	537	Dimitri Floryance	88769	Gold Cup	Diff: 4.300	4.100	5.100	4.000	3.500	3.200	
					Exec: 7.500	8.150	7.200	9.500	9.150	8.550	
					ND:	
					Final: 11.800	12.250	12.300	13.500	12.650	11.750	74.250
					Place: 190T	99T	79T	138*	136T	120T	136
137T	497	Adam Avant	141626	CTC	Diff: 4.600	4.000	5.000	4.600	4.100	3.600	
					Exec: 8.650	7.200	7.550	9.500	8.650	6.750	
					ND:	
					Final: 13.250	11.200	12.550	14.100	12.750	10.350	74.200
					Place: 111T	155T	62T	86*	131T	180T	137T
137T	500	Tucker McClure	176245	Cal Sports	Diff: 4.400	4.300	2.400	4.600	3.700	3.700	
					Exec: 9.000	7.550	8.400	8.850	8.450	8.850	
					ND:	
					Final: 13.400	11.850	10.800	13.450	12.150	12.550	74.200
					Place: 98T	124T	175T	143T	167T	73T	137T
139	529	Ben Oppenheimer	74964	Emerald City	Diff: 3.700	4.000	4.100	4.600	4.100	3.900	
					Exec: 8.400	8.150	7.800	8.500	9.100	7.800	
					ND:	
					Final: 12.100	12.150	11.900	13.100	13.200	11.700	74.150
					Place: 186	105T	106T	170T	79*	124T	139
140T	652	Eric Morrison	107475	Xtreme Altitude	Diff: 4.600	4.000	3.900	4.000	4.200	3.800	
					Exec: 8.700	5.450	8.200	9.250	8.600	9.300	
					ND:	
					Final: 13.300	9.450	12.100	13.250	12.800	13.100	74.000
					Place: 105T	193T	92T	161T	124T	51T	140T
140T	644	Mitch Larios	100477	WOGA	Diff: 5.000	4.100	4.300	4.800	4.500	3.300	
					Exec: 7.200	7.100	7.800	9.100	8.350	8.450	
					ND:	
					Final: 12.200	11.200	12.100	13.900	12.850	11.750	74.000
					Place: 181T	155T	92T	109T	116T	120T	140T
142	543	Stuart Wagner	116069	Greater Kalamazoo	Diff: 4.300	4.200	4.900	4.000	4.200	3.300	
					Exec: 6.850	8.550	7.000	9.200	8.550	8.700	
					ND:	
					Final: 11.150	12.750	11.900	13.200	12.750	12.000	73.750
					Place: 195	74T	106T	163*	131T	106T	142
143	571	Christopher Short	55811	MAC	Diff: 4.900	3.800	4.200	3.800	3.600	4.400	
					Exec: 8.700	6.150	7.150	9.300	8.650	9.050	
					ND:	
					Final: 13.600	9.950	11.350	13.100	12.250	13.450	73.700
					Place: 74T	186	148T	170*	163T	33T	143
144T	521	Will Tajingwa	298667	Diamond Elite	Diff: 4.500	4.200	4.100	5.700	4.700	3.300	
					Exec: 8.800	5.950	7.650	9.500	6.300	8.950	
					ND:	
					Final: 13.300	10.150	11.750	15.200	11.000	12.250	73.650
					Place: 105T	182	119T	29*	194	94T	144T

2010 JO NATIONALS MEN KNOXVILLE

Meet Results Day 1

Men - 14-15

5/6/2010 - 5/9/2010







Rank	Num	Name	USAG #	Gym							AA
144T	628	Evan Eigner	71555	Temple Boy's Gym	Diff: 4.500	3.300	4.500	4.000	4.200	2.300	
					Exec: 8.500	7.300	8.400	9.150	8.900	8.600	
					ND:	
					Final: 13.000	10.600	12.900	13.150	13.100	10.900	73.650
					Place: 139T	175T	48T	165*	94T	164T	144T
146	451	Dustin Schexnayder	158139	5280	Diff: 4.700	3.900	2.700	4.900	4.100	3.700	
					Exec: 7.850	8.400	8.300	9.200	8.050	7.800	
					ND:	
					Final: 12.550	12.300	11.000	14.100	12.150	11.500	73.600
					Place: 169T	97T	168T	86T	167T	136T	146
147	624	Josh Friedman	55702	Surgent's	Diff: 4.200	4.100	4.300	3.800	3.900	2.400	
					Exec: 9.250	6.450	7.700	9.200	9.150	9.050	
					ND:	
					Final: 13.450	10.550	12.000	13.000	13.050	11.450	73.500
					Place: 95*	178T	101T	180T	99T	138T	147
148	535	Max Vess	81546	GK	Diff: 4.400	4.200	3.700	4.600	3.800	2.900	
					Exec: 7.800	8.150	7.500	9.200	8.950	8.250	
					ND:	
					Final: 12.200	12.350	11.200	13.800	12.750	11.150	73.450
					Place: 181T	93T	159T	117*	131T	156T	148
149	569	Nathan Swanson	158306	MAC	Diff: 4.300	3.400	3.100	4.000	3.900	2.800	
					Exec: 9.350	7.700	7.550	9.350	9.300	8.600	
					ND:	
					Final: 13.650	11.100	10.650	13.350	13.200	11.400	73.350
					Place: 67*	158T	179T	150*	79T	141*	149
150	629	Gabriel Flores	85079	Top Flight CA	Diff: 4.700	3.700	3.100	5.400	4.100	3.000	
					Exec: 9.400	7.300	7.450	9.550	7.850	7.700	
					ND:	
					Final: 14.100	11.000	10.550	14.950	11.950	10.700	73.250
					Place: 38T	163T	181T	51T	179T	171T	150
151T	588	Clayton Washburn	117954	Orlando Metro	Diff: 4.200	4.100	4.100	4.600	3.900	3.600	
					Exec: 8.650	8.000	6.400	8.450	8.950	8.250	
					ND:	
					Final: 12.850	12.100	10.500	13.050	12.850	11.850	73.200
					Place: 150T	107T	183	177T	116T	116	151T
151T	510	Christopher Wood	270202	Cutting Edge Athleti	Diff: 4.600	3.100	4.100	4.600	4.000	3.400	
					Exec: 8.900	7.450	6.550	9.250	8.100	9.150	
					ND:	
					Final: 13.500	10.550	10.650	13.850	12.100	12.550	73.200
					Place: 92T	178T	179T	113T	172T	73T	151T
151T	596	Brian Thompson	113550	Premier Downers	Diff: 4.300	4.700	3.800	4.000	4.200	3.700	
					Exec: 8.000	6.550	7.950	9.450	9.000	7.550	
					ND:	
					Final: 12.300	11.250	11.750	13.450	13.200	11.250	73.200
					Place: 177T	154	119T	143*	79T	154T	151T

2010 JO NATIONALS MEN KNOXVILLE

Meet Results Day 1

Men - 14-15

5/6/2010 - 5/9/2010







Rank	Num	Name	USAG #	Gym							AA
154	604	Misha Kustin	112532	Rick's All American	Diff: 4.700	4.100	3.500	4.800	4.400	3.800	
					Exec: 7.950	8.750	7.200	9.250	8.250	6.450	
					ND:	
					Final: 12.650	12.850	10.700	14.050	12.650	10.250	73.150
					Place: 166T	65T	178	95T	136*	182	154
155	647	James Steck	87867	World Class Gym	Diff: 4.400	4.300	4.900	4.600	4.200	4.000	
					Exec: 8.650	6.650	6.900	8.900	8.200	7.400	
					ND:	
					Final: 13.050	10.950	11.800	13.500	12.400	11.400	73.100
					Place: 134T	165T	113T	138*	152T	141T	155
156	483	Jonah Hinz	111214	Buffalo Grove	Diff: 4.200	3.900	4.100	4.000	3.300	3.100	
					Exec: 9.100	6.150	8.400	9.150	8.450	9.100	
					ND:	
					Final: 13.300	10.050	12.500	13.150	11.750	12.200	72.950
					Place: 105T	183T	65T	165*	184T	97T	156
157T	648	Joe Frullaney	156491	World Cup	Diff: 4.500	4.100	3.300	4.800	3.700	2.200	
					Exec: 8.200	8.400	6.900	9.600	9.300	7.800	
					ND:	
					Final: 12.700	12.500	10.200	14.400	13.000	10.000	72.800
					Place: 163T	90T	189T	72T	103*	185T	157T
157T	570	Banks Hall	127429	MAC	Diff: 3.700	3.300	4.200	4.000	4.000	1.700	
					Exec: 9.500	7.700	8.150	9.400	8.850	8.300	
					ND:	
					Final: 13.200	11.000	12.350	13.400	12.850	10.000	72.800
					Place: 114T	163T	73*	148T	116T	185T	157T
157T	461	Dylan Tanguay	120605	Andy Valley	Diff: 3.600	3.100	2.200	4.000	3.700	2.500	
					Exec: 9.300	8.400	9.300	8.300	9.450	8.950	
					ND:	
					Final: 12.900	11.500	11.500	12.300	13.150	11.450	72.800
					Place: 145T	140T	141*	192T	88T	138T	157T
160	621	Graham Lacerte	93700	Sterling	Diff: 3.900	3.900	3.200	4.000	3.700	2.100	
					Exec: 8.450	8.650	8.450	9.100	8.700	8.600	
					ND:	
					Final: 12.350	12.550	11.650	13.100	12.400	10.700	72.750
					Place: 176	88T	127T	170*	152T	171T	160
161	459	Seth Flagel	113485	Anchorage	Diff: 4.300	4.100	3.500	3.900	3.600	2.400	
					Exec: 8.250	8.550	7.800	9.600	9.000	7.600	
					ND:	
					Final: 12.550	12.650	11.300	13.500	12.600	10.000	72.600
					Place: 169*	82T	152T	138T	140T	185T	161
162	567	Matthew McRae	222807	Langley	Diff: 4.400	3.600	3.500	4.000	4.100	2.200	
					Exec: 9.200	7.100	7.700	8.450	9.100	9.150	
					ND:	
					Final: 13.600	10.700	11.200	12.450	13.200	11.350	72.500
					Place: 74*	173T	159T	190	79*	147T	162

2010 JO NATIONALS MEN KNOXVILLE

Meet Results Day 1

Men - 14-15

5/6/2010 - 5/9/2010







Rank	Num	Name	USAG #	Gym							AA
163	476	Zack Mollett	154002	Billings	Diff: 4.300	4.000	3.300	4.200	4.300	2.700	
					Exec: 7.550	8.900	8.150	8.050	9.200	7.750	
					ND:	
					Final: 11.850	12.900	11.450	12.250	13.500	10.450	72.400
					Place: 189	64	147	195	59T	176T	163
164	528	Zachary Tucker	75091	Emerald City	Diff: 4.400	3.700	2.200	4.600	3.800	3.600	
					Exec: 9.200	7.600	7.450	9.000	8.250	8.500	
					ND:	
					Final: 13.600	11.300	9.650	13.600	12.050	12.100	72.300
					Place: 74*	151T	195	133T	174T	102T	164
165T	610	Connor Westrick	81866	SALTO	Diff: 4.500	4.700	4.700	3.800	4.300	4.100	
					Exec: 8.650	7.250	5.300	9.300	8.150	7.500	
					ND:	
					Final: 13.150	11.950	10.000	13.100	12.450	11.600	72.250
					Place: 124*	115T	192T	170*	148T	129T	165T
165T	630	Alex Stewart	167410	Top Flight MD	Diff: 4.400	4.000	4.100	4.800	4.200	2.800	
					Exec: 7.550	7.450	7.250	9.000	8.700	8.000	
					ND:	
					Final: 11.950	11.450	11.350	13.800	12.900	10.800	72.250
					Place: 188	143T	148T	117T	112T	168	165T
165T	650	Tiki Rampersad	221781	World Cup	Diff: 4.400	4.300	4.400	4.000	4.300	3.100	
					Exec: 7.900	7.000	7.400	9.300	7.250	8.900	
					ND:	
					Final: 12.300	11.300	11.800	13.300	11.550	12.000	72.250
					Place: 177T	151T	113T	153*	187	106T	165T
168	477	Conor Sheehy	91856	Billings	Diff: 4.300	3.700	3.100	4.000	4.000	2.700	
					Exec: 9.350	8.350	6.850	8.300	8.900	8.650	
					ND:	
					Final: 13.650	12.050	9.950	12.300	12.900	11.350	72.200
					Place: 67*	109T	194	192T	112T	147T	168
169	562	Sean Brazzale	120508	Indy School	Diff: 4.600	4.000	3.000	5.400	3.700	3.700	
					Exec: 9.300	5.450	8.000	9.400	9.150	6.450	
					ND:	
					Final: 13.900	9.450	11.000	14.800	12.850	10.150	72.150
					Place: 47*	193T	168T	58*	116T	184	169
170T	568	Casey Fischer	104729	M&M	Diff: 4.300	4.200	3.400	4.000	3.600	2.700	
					Exec: 9.600	6.900	7.900	8.150	9.300	8.050	
					ND:	
					Final: 13.900	11.100	11.300	12.150	12.900	10.750	72.100
					Place: 47T	158*	152T	196	112T	169T	170T
170T	622	Andrew Misiolek	180528	Sunrise Academy	Diff: 4.300	3.700	4.100	3.800	3.100	2.800	
					Exec: 8.150	7.650	7.200	9.050	9.300	8.950	
					ND:	
					Final: 12.450	11.350	11.300	12.850	12.400	11.750	72.100
					Place: 172T	148*	152T	183T	152T	120T	170T

2010 JO NATIONALS MEN KNOXVILLE

Meet Results Day 1

Men - 14-15

5/6/2010 - 5/9/2010







Rank	Num	Name	USAG #	Gym							AA
172T	589	Caleb Fischle-Faulk	110200	Pacific Coast	Diff: 4.800	3.900	4.000	4.600	4.600	2.900	
					Exec: 8.900	7.950	6.400	9.350	6.750	7.850	
					ND:	
					Final: 13.700	11.850	10.400	13.950	11.350	10.750	72.000
					Place: 63T	124T	184	105*	191	169T	172T
172T	520	Jared Newman	120902	Denali	Diff: 4.000	3.700	3.600	4.000	4.000	3.000	
					Exec: 7.750	8.500	7.750	9.300	8.350	8.050	
					ND:	
					Final: 11.750	12.200	11.350	13.300	12.350	11.050	72.000
					Place: 193T	104	148T	153*	157	162	172T
174	466	Brandon Hardy	95280	Arete	Diff: 4.600	4.300	4.400	4.600	4.100	3.200	
					Exec: 8.150	6.300	6.150	8.900	8.700	8.400	
					ND:	
					Final: 12.750	10.600	10.550	13.500	12.800	11.600	71.800
					Place: 156T	175T	181T	138*	124T	129T	174
175T	651	Fred Hartville	252233	World Xtreme	Diff: 5.000	3.100	3.200	6.300	3.800	2.400	
					Exec: 8.900	6.800	5.450	9.300	8.600	8.900	
					ND:	
					Final: 13.900	9.900	8.650	15.600	12.400	11.300	71.750
					Place: 47T	187	197	16	152T	151T	175T
175T	485	Connor Adamsick	138911	Buffalo Grove	Diff: 4.400	4.200	3.500	4.000	4.100	2.900	
					Exec: 8.800	6.700	8.000	9.300	9.550	6.300	
					ND:	
					Final: 13.200	10.900	11.500	13.300	13.650	9.200	71.750
					Place: 114T	167T	141T	153T	42T	194	175T
177	508	Daniel Wuthnow	123191	Crenshaw Athletic	Diff: 4.300	3.900	3.100	4.000	3.500	2.700	
					Exec: 8.100	7.600	8.100	9.300	8.300	8.650	
					ND:	
					Final: 12.400	11.500	11.200	13.300	11.800	11.350	71.550
					Place: 174T	140T	159T	153*	182T	147*	177
178	559	Josh McLeod	158982	Hot Shots	Diff: 4.100	3.900	3.600	4.000	3.600	2.600	
					Exec: 8.900	7.900	7.900	8.900	8.850	7.250	
					ND:	
					Final: 13.000	11.800	11.500	12.900	12.450	9.850	71.500
					Place: 139T	127T	141T	182	148T	190T	178
179T	553	Zachary Gilbert	152139	Gymnastics Spot	Diff: 4.100	3.900	3.400	4.000	4.000	3.600	
					Exec: 8.700	7.000	6.950	9.100	8.700	7.900	
					ND:	
					Final: 12.800	10.900	10.350	13.100	12.700	11.500	71.350
					Place: 153T	167T	185	170*	134T	136T	179T
179T	544	Evan Jones	182679	Gym & More	Diff: 4.300	4.200	2.900	3.800	3.400	2.400	
					Exec: 8.250	6.900	8.900	9.050	8.750	8.500	
					ND:	
					Final: 12.550	11.100	11.800	12.850	12.150	10.900	71.350
					Place: 169*	158*	113T	183T	167T	164T	179T

2010 JO NATIONALS MEN KNOXVILLE

Meet Results Day 1

Men - 14-15

5/6/2010 - 5/9/2010







Rank	Num	Name	USAG #	Gym							AA
181T	583	Patrick Casey	160007	OGA	Diff: 4.200	3.400	4.500	3.800	3.700	2.800	
					Exec: 8.700	7.550	6.750	9.250	9.550	7.050	
					ND: _____	_____	_____	_____	_____	_____	
					Final: 12.900	10.950	11.250	13.050	13.250	9.850	71.250
					Place: 145T	165T	158	177*	76T	190T	181T
181T	465	Nicon Headman	136929	Arete	Diff: 4.500	3.000	4.200	4.000	3.500	3.300	
					Exec: 8.700	7.050	6.650	9.100	8.450	8.800	
					ND: _____	_____	_____	_____	_____	_____	
					Final: 13.200	10.050	10.850	13.100	11.950	12.100	71.250
					Place: 114*	183T	174	170*	179T	102T	181T
183	467	Benjamin Jensen	152818	Arete	Diff: 4.400	4.500	4.200	4.600	4.000	3.500	
					Exec: 8.350	8.600	6.100	9.100	8.200	5.650	
					ND: _____	_____	_____	_____	_____	_____	
					Final: 12.750	13.100	10.300	13.700	12.200	9.150	71.200
					Place: 156T	54T	186	128*	166	195	183
184	493	Joshua Smith	215217	CG's	Diff: 4.600	3.700	3.100	4.000	4.100	3.200	
					Exec: 7.200	7.500	8.000	9.300	7.700	8.350	
					ND: _____	_____	_____	_____	_____	_____	
					Final: 11.800	11.200	11.100	13.300	11.800	11.550	70.750
					Place: 190T	155T	167	153*	182T	134T	184
185	542	Zach Liebler	170749	Great Northern	Diff: 4.200	3.400	3.400	4.600	3.900	4.000	
					Exec: 8.600	7.200	7.500	9.400	7.700	6.650	
					ND: _____	_____	_____	_____	_____	_____	
					Final: 12.800	10.600	10.900	14.000	11.600	10.650	70.550
					Place: 153T	175T	172T	100T	186	174	185
186T	518	Steven Davis	47676	DeVeau's School	Diff: 4.800	3.100	4.000	4.600	3.700	3.100	
					Exec: 7.950	4.750	7.950	8.150	9.400	8.800	
					ND: _____	_____	_____	_____	_____	_____	
					Final: 12.750	7.850	11.950	12.750	13.100	11.900	70.300
					Place: 156T	196	103T	185T	94T	113*	186T
186T	494	Brendan Smyth	111286	CG's	Diff: 3.900	2.700	2.200	4.000	3.500	2.700	
					Exec: 9.000	6.950	9.400	9.200	8.950	7.800	
					ND: _____	_____	_____	_____	_____	_____	
					Final: 12.900	9.650	11.600	13.200	12.450	10.500	70.300
					Place: 145T	189T	134T	163*	148T	175	186T
188	460	Max Soifer	120604	Andy Valley	Diff: 4.000	3.700	2.200	3.800	3.600	1.600	
					Exec: 8.900	6.700	9.300	8.950	7.800	9.550	
					ND: _____	_____	_____	_____	_____	_____	
					Final: 12.900	10.400	11.500	12.750	11.400	11.150	70.100
					Place: 145T	181	141*	185T	190	156T	188
189	522	Michael Allan	90472	Eagle Ridge	Diff: 3.800	4.300	4.000	3.800	4.200	4.200	
					Exec: 6.900	6.500	7.300	8.900	9.200	6.950	
					ND: _____	_____	_____	_____	_____	_____	
					Final: 10.700	10.800	11.300	12.700	13.400	11.150	70.050
					Place: 196	171T	152T	188	63*	156T	189

2010 JO NATIONALS MEN KNOXVILLE

Meet Results Day 1

Men - 14-15

5/6/2010 - 5/9/2010

Rank	Num	Name	USAG #	Gym							AA
190	503	David Malloy	171237	Champion Gym Acad	Diff: 4.400	4.100	4.500	4.600	4.400	3.500	
					Exec: 8.900	4.550	7.200	9.050	7.600	7.200	
					ND: _____	_____	_____	_____	_____	_____	
					Final: 13.300	8.650	11.700	13.650	12.000	10.700	70.000
					Place: 105*	195	124T	131T	176T	171T	190
191	565	Leonard Moncivais	227812	Juergen's Gym Acad	Diff: 4.100	4.100	4.500	3.000	3.300	1.600	
					Exec: 8.650	7.800	6.650	9.750	8.750	7.500	
					ND: _____	_____	_____	_____	_____	_____	
					Final: 12.750	11.900	11.150	12.750	12.050	9.100	69.700
					Place: 156T	119T	164T	185T	174T	196	191
192	597	Jonathan Schroeder	185216	Queen City	Diff: 4.300	3.100	2.700	4.600	3.900	2.900	
					Exec: 8.500	6.900	8.450	9.100	8.350	6.800	
					ND: _____	_____	_____	_____	_____	_____	
					Final: 12.800	10.000	11.150	13.700	12.250	9.700	69.600
					Place: 153T	185	164T	128*	163T	192	192
193	541	Jack Kirsch	77260	Granite State	Diff: 3.700	4.100	3.800	4.200	3.100	2.900	
					Exec: 9.050	5.550	7.950	8.200	8.100	8.350	
					ND: _____	_____	_____	_____	_____	_____	
					Final: 12.750	9.650	11.750	12.400	11.200	11.250	69.000
					Place: 156T	189T	119T	191	192	154T	193
194	643	Ty Montgomery	167929	WOGA	Diff: 3.700	3.000	3.200	4.000	3.800	2.400	
					Exec: 8.450	4.600	8.300	9.400	7.650	9.500	
					ND: _____	_____	_____	_____	_____	_____	
					Final: 12.150	7.600	11.500	13.400	11.450	11.900	68.000
					Place: 183*	197	141T	148T	188T	113T	194
195	646	Dustin Shiffer	143650	Westside	Diff: 5.300	4.200	3.600	4.800	3.700	0.000	
					Exec: 7.300	8.350	5.350	9.350	6.600	0.000	
					ND: _____	_____	_____	_____	_____	_____	
					Final: 12.600	12.550	8.950	14.150	10.300	0.000	58.550
					Place: 168	88T	196	80*	196	197*	195
196	585	Will Knox	184205	Oklahoma Gold	Diff: 3.700	3.900	3.600	4.600	0.000	2.100	
					Exec: 8.450	6.900	7.150	9.500	0.000	7.800	
					ND: _____	_____	_____	_____	_____	_____	
					Final: 12.150	10.800	10.750	14.100	0.000	9.900	57.700
					Place: 183*	171T	177	86T	197*	189	196
197	502	Christopher Coombs	30290	Champion	Diff: 0.000	4.800	3.500	0.000	4.500	2.700	
					Exec: 0.000	5.700	7.400	0.000	9.300	8.650	
					ND: _____	_____	_____	_____	_____	_____	
					Final: 0.000	10.500	10.900	0.000	13.800	11.350	46.550
					Place: 197*	180	172T	197*	30T	147*	197
198	632	Alexander Wilson	30788	Trousdell	Diff: 0.000	0.000	0.000	0.000	0.000	0.000	
					Exec: 0.000	0.000	0.000	0.000	0.000	0.000	
					ND: _____	_____	_____	_____	_____	_____	
					Final: 0.000	0.000	0.000	0.000	0.000	0.000	0.000
					Place: 197*	198	198	197*	197*	197*	198