







2010 Men's National Qualifier

Meet Results Comb. Sessions Seniors

Men

Competition II / III
Saturday, July 10







Rank	Num	Name	Gym	Diff							AA
1	79	Jesse Silverstein	USGDC II	5.800	4.700	5.500	6.600	5.600	5.200		
				Exec: 8.450	9.250	9.250	9.250	9.450	9.050		
				ND:							
				Final: 14.250	13.950	14.750	15.850	15.050	14.250		88.100
				Place: 13T	6T	1	3*	2	5		1
2	41	Danell Leyva*	Universal	6.100	4.800	5.900	6.200	5.600	7.500		
				Exec: 8.350	8.500	8.800	9.200	8.650	8.600		
				ND: -0.500							
				Final: 13.950	13.300	14.700	15.400	14.250	16.100		87.700
				Place: 15T	13	2	10*	8T	1		2
3	15	Andrew Elkind	U.S.O.T.C.	5.200	5.600	5.700	5.800	6.200	5.800		
				Exec: 8.850	8.850	8.950	9.350	9.250	7.450		
				ND: -0.100							
				Final: 13.950	14.450	14.650	15.150	15.450	13.250		86.900
				Place: 15T	3	3	18T	1	16T		3
4T	19	Alex Buscaglia	Stanford	5.900	4.300	5.500	6.400	5.300	5.900		
				Exec: 9.200	8.100	8.950	9.600	8.950	8.200		
				ND:							
				Final: 15.100	12.400	14.450	16.000	14.250	14.100		86.300
				Place: 2T	27	4T	1	8*	8		4T
4T	18	Kyson Bunthuwong	Golden Bear	5.900	5.500	5.400	5.400	5.700	5.800		
				Exec: 8.850	8.200	8.350	9.300	9.000	8.900		
				ND:							
				Final: 14.750	13.700	13.750	14.700	14.700	14.700		86.300
				Place: 7	9T	16	27	3	2		4T
6	10	Alexy Bilozertchev	U.S.O.T.C.	6.000	5.700	5.300	6.600	5.800	4.800		
				Exec: 9.150	7.850	8.700	9.250	8.800	7.900		
				ND:							
				Final: 15.150	13.550	14.000	15.850	14.600	12.700		85.850
				Place: 1	12	11T	3*	4	25		6
7	8	Dylan Akers	Cypress Academy	5.300	5.000	5.400	6.600	5.300	5.100		
				Exec: 8.550	8.700	8.600	9.350	8.950	7.650		
				ND:							
				Final: 13.850	13.700	14.000	15.950	14.250	12.750		84.500
				Place: 17	9T	11T	2	8*	23T		7
8	13	Bryan Del Castillo	Cal Berkeley	5.900	5.400	5.200	6.200	5.000	5.600		
				Exec: 8.600	7.300	8.950	9.200	8.600	8.450		
				ND:							
				Final: 14.500	12.700	14.150	15.400	13.600	14.050		84.400
				Place: 8T	21T	8T	10*	20T	9		8
9	2	Thomas Kelley	Univ of Michigan	5.900	4.100	5.900	5.800	5.400	6.000		
				Exec: 9.150	7.100	8.250	9.600	8.150	8.300		
				ND:							
				Final: 15.050	11.200	14.150	15.400	13.550	14.300		83.650
				Place: 4	34	8T	10T	24	4		9

2010 Men's National Qualifier

Meet Results Comb. Sessions Seniors

Men

Competition II / III
Saturday, July 10







Rank	Num	Name	Gym	Diff							AA
10	91	Joshua Dixon	Stanford	Diff: 6.200	4.600	5.400	6.200	5.400	5.200		
				Exec: 9.200	8.500	7.050	9.100	8.600	7.750		
				ND: -0.300			-0.100				
				Final: 15.100	13.100	12.450	15.200	14.000	12.950	82.800	
				Place: 2T	15T	28	16T	12T	21	10	
11	51	Edward Mesa	Universal	Diff: 5.800	5.600	5.900	6.200	5.600	5.600		
				Exec: 8.200	6.550	8.200	8.750	7.800	8.050		
				ND: -0.300							
				Final: 13.700	12.150	14.100	14.950	13.400	13.650	81.950	
				Place: 22	30	10	22*	27	12	11	
12	92	Seung Tai Lee	Ohio State	Diff: 5.800	5.400	6.200	6.200	5.400	5.600		
				Exec: 7.950	7.350	7.750	8.950	7.950	7.400		
				ND: -0.400							
				Final: 13.350	12.750	13.950	15.150	13.350	13.000	81.550	
				Place: 27T	19T	13	18T	28	20	12	
13	95	Aaron Fortunato	Minnesota Gym	Diff: 5.300	5.100	4.000	5.800	5.400	5.500		
				Exec: 7.700	7.650	8.550	9.000	8.750	8.700		
				ND:							
				Final: 13.000	12.750	12.550	14.800	14.150	14.200	81.450	
				Place: 32T	19T	26T	26	11	6	13	
14	24	Christopher Stehl	Univ of Oklahoma	Diff: 5.100	4.800	5.300	5.400	4.700	4.800		
				Exec: 8.700	6.950	8.400	8.800	9.200	8.950		
				ND:							
				Final: 13.800	11.750	13.700	14.200	13.900	13.750	81.100	
				Place: 18T	33	17	32T	14T	11	14	
15	33	Matthew Hicks	Colo Train Ctr	Diff: 5.000	5.200	5.400	5.400	4.700	5.400		
				Exec: 8.650	7.300	8.400	8.650	7.550	8.750		
				ND:			-0.100				
				Final: 13.650	12.500	13.800	13.950	12.250	14.150	80.300	
				Place: 23	25	14*	37	36	7	15	
16	93	Tyler Evans	Cal Sports	Diff: 5.000	4.800	4.700	6.200	5.200	5.100		
				Exec: 6.950	7.900	8.050	9.050	8.450	8.750		
				ND:							
				Final: 11.950	12.700	12.750	15.250	13.650	13.850	80.150	
				Place: 39	21T	24	15	18T	10	16	
17	77	Jacob Dastrup	Arete	Diff: 5.600	5.400	4.700	5.400	4.800	4.200		
				Exec: 8.200	8.750	7.850	8.900	9.200	6.900		
				ND:			-0.100				
				Final: 13.800	14.150	12.550	14.200	14.000	11.100	79.800	
				Place: 18T	5	26T	32T	12T	34	17	
18	44	Michael Myler	All American	Diff: 5.200	5.700	4.600	5.400	4.600	4.800		
				Exec: 8.350	8.250	7.200	8.950	8.850	7.550		
				ND:							
				Final: 13.550	13.950	11.800	14.350	13.450	12.350	79.450	
				Place: 24	6T	34	29T	26	27	18	

2010 Men's National Qualifier

Meet Results Comb. Sessions Seniors

Men

Competition II / III
Saturday, July 10







Rank	Num	Name	Gym	Diff							AA
19	46	Drew Moling	Hocking Valley	5.000	4.900	5.500	5.400	4.700	4.500		
				Exec: 8.300	8.200	8.150	8.800	7.050	6.300		
				ND: _____	_____	_____	_____	_____	_____		
				Final: 13.300	13.100	13.650	14.200	11.750	10.800	76.800	
				Place: 29	15T	18	32T	37	35	19	
20	66	Hayden Henrioulle	5280 Gym	5.100	4.000	4.100	6.200	4.900	4.200		
				Exec: 8.400	8.050	8.100	8.350	8.150	7.100		
				ND: _____	_____	_____	-0.100	_____	_____		
				Final: 13.500	12.050	12.200	14.450	13.050	11.300	76.550	
				Place: 25	32	29T	28	30T	32	20	
21	75	Matthew Del Junco	New Hope	5.100	4.700	5.100	6.200	0.000	4.400		
				Exec: 8.350	8.150	8.500	9.450	0.000	8.850		
				ND: _____	_____	_____	_____	_____	_____		
				Final: 13.450	12.850	13.600	15.650	0.000	13.250	68.800	
				Place: 26	18	19	8	40*	16T	21	
22	84	Shaun Antonio	Eagle Ridge	5.700	5.600	0.000	6.600	6.000	4.400		
				Exec: 8.200	7.650	0.000	8.800	8.400	6.850		
				ND: -0.100	_____	_____	_____	_____	_____		
				Final: 13.800	13.250	0.000	15.400	14.400	11.250	68.100	
				Place: 18T	14	37*	10T	6	33	22	
23	14	Trevor Howard	Hocking Valley	0.000	4.400	5.400	6.200	5.500	5.000		
				Exec: 0.000	8.150	8.400	8.250	8.400	8.150		
				ND: _____	_____	_____	-0.100	_____	_____		
				Final: 0.000	12.550	13.800	14.350	13.900	13.150	67.750	
				Place: 41*	24	14*	29T	14T	18	23	
24	1	Spencer Johnson	Cypress Academy	5.000	5.200	0.000	6.200	5.200	5.300		
				Exec: 7.900	6.900	0.000	9.000	8.600	8.250		
				ND: _____	_____	_____	_____	_____	_____		
				Final: 12.900	12.100	0.000	15.200	13.800	13.550	67.550	
				Place: 34T	31	37*	16T	16	13	24	
25	90	Lance Alberhasky	Iowa Gym-Nest	5.300	0.000	4.900	6.600	5.000	4.700		
				Exec: 7.950	0.000	7.100	8.350	8.650	8.650		
				ND: _____	_____	_____	_____	_____	_____		
				Final: 13.250	0.000	12.000	14.950	13.650	13.350	67.200	
				Place: 30	38*	32	22T	18T	15	25	
26	65	Michael Heredia	Gym Nevada	5.700	3.800	0.000	6.200	4.100	4.200		
				Exec: 8.650	6.800	0.000	8.750	8.300	8.550		
				ND: _____	_____	_____	_____	_____	_____		
				Final: 14.350	10.600	0.000	14.950	12.400	12.750	65.050	
				Place: 11T	35	37*	22*	34T	23T	26	
27	57	Sean Johnston	St. Charles	5.600	0.000	4.600	6.200	4.700	4.000		
				Exec: 7.500	0.000	7.600	8.900	8.100	8.000		
				ND: -0.500	_____	_____	_____	_____	_____		
				Final: 12.600	0.000	12.200	15.100	12.800	12.000	64.700	
				Place: 37	38*	29T	20	32	30	27	

2010 Men's National Qualifier

Meet Results Comb. Sessions Seniors

Men

Competition II / III
Saturday, July 10







Rank	Num	Name	Gym	Diff							AA
28	67	Daniel Ribeiro	Univ of Illinois	5.700	6.600	0.000	6.600	5.300	0.000		
				Exec: 8.700	8.650	0.000	7.500	9.050	0.000		
				ND:							
				Final: 14.400	15.250	0.000	14.100	14.350	0.000		58.100
				Place: 10	2	37*	36	7	38*		28
29	58	Philip Onorato	Ohio State	5.600	0.000	5.300	6.600	5.600	0.000		
				Exec: 8.850	0.000	9.100	9.250	7.550	0.000		
				ND: -0.100			-0.100				
				Final: 14.350	0.000	14.400	15.750	13.150	0.000		57.650
				Place: 11T	38*	6	5	29	38*		29
30T	32	RJ Heflin	HGA GymMasters	5.900	6.000	0.000	6.200	5.000	0.000		
				Exec: 8.950	7.900	0.000	9.150	7.400	0.000		
				ND:							
				Final: 14.850	13.900	0.000	15.350	12.400	0.000		56.500
				Place: 5	8	37*	14	34T	38*		30T
30T	9	Chad Wiest	Univ of Illinois	6.200	0.000	0.000	6.200	5.200	5.100		
				Exec: 8.300	0.000	0.000	9.250	7.850	8.400		
				ND:							
				Final: 14.500	0.000	0.000	15.450	13.050	13.500		56.500
				Place: 8T	38*	37*	9	30T	14		30T
32	3	Donothan Bailey	Cal Berkeley	0.000	6.600	5.500	0.000	5.400	4.800		
				Exec: 0.000	8.750	7.950	0.000	9.150	7.150		
				ND:							
				Final: 0.000	15.350	13.450	0.000	14.550	11.950		55.300
				Place: 41*	1	20	40*	5	31		32
33	64	Paul Hichwa	Stanford	5.500	0.000	4.900	6.200	0.000	4.900		
				Exec: 8.750	0.000	8.000	8.750	0.000	7.600		
				ND:							
				Final: 14.250	0.000	12.900	14.950	0.000	12.500		54.600
				Place: 13T	38*	23	22*	40*	26		33
34	72	Scott Bloomfield	Temple	5.600	0.000	0.000	6.600	5.600	5.100		
				Exec: 8.300	0.000	0.000	9.100	8.000	5.200		
				ND: -0.100							
				Final: 13.800	0.000	0.000	15.700	13.600	10.300		53.400
				Place: 18T	38*	37*	6T	20T	36		34
35	42	Ryan Lieberman*	Stanford	0.000	5.600	5.600	0.000	5.900	5.500		
				Exec: 0.000	8.000	8.850	0.000	6.700	7.050		
				ND:					-0.500		
				Final: 0.000	13.600	14.450	0.000	12.600	12.050		52.700
				Place: 41*	11	4T	40*	33	29		35
36	88	Adam Al-Rokh	Temple	0.000	4.900	5.200	4.200	4.900	0.000		
				Exec: 0.000	8.050	8.200	8.150	8.800	0.000		
				ND:							
				Final: 0.000	12.950	13.400	12.350	13.700	0.000		52.400
				Place: 41*	17	21	39	17	38*		36

2010 Men's National Qualifier

Meet Results Comb. Sessions Seniors

Men

Competition II / III
Saturday, July 10







Rank	Num	Name	Gym	Diff							AA
37	20	Jeffrey Treleven Bartlett		Diff: 5.500 Exec: 7.850 ND: Final: 13.350 Place: 27T	0.000 0.000	3.600 8.600	6.600 9.100	4.500 6.400	0.000 0.000	52.150 37	
38	7	Ariosto Barrera Universal		Diff: 0.000 Exec: 0.000 ND: Final: 0.000 Place: 41*	5.500 6.950	5.200 8.050	0.000 0.000	5.100 8.500	5.100 7.100	51.500 38	
39	59	John Jeffries Temple		Diff: 5.200 Exec: 7.300 ND: Final: 12.500 Place: 38	5.000 7.200	4.100 7.800	4.600 9.100	0.000 0.000	0.000 0.000	50.300 39	
40	94	Frank Grillo Vitaly Scherbo		Diff: 4.300 Exec: 8.700 ND: Final: 13.000 Place: 32T	4.400 8.250	0.000 0.000	0.000 0.000	4.700 5.650	4.500 8.550	49.050 40	
41	16	Alex Varga Aerial		Diff: 5.100 Exec: 6.100 ND: -0.300 Final: 10.900 Place: 40	4.300 6.000	4.400 7.300	6.200 8.400	0.000 0.000	0.000 0.000	47.200 41	
42	56	Ryan Johnston St. Charles		Diff: 5.500 Exec: 8.100 ND: -0.500 Final: 13.100 Place: 31	0.000 0.000	4.200 7.000	5.400 8.750	0.000 0.000	3.000 3.500	44.950 42	
43	12	Joseph Hagerty* U.S.O.T.C.		Diff: 6.000 Exec: 8.800 ND: Final: 14.800 Place: 6	0.000 0.000	0.000 0.000	5.400 9.600	0.000 0.000	6.100 8.400	44.300 43	
44	31	Charles Richardson Texas A&M		Diff: 0.000 Exec: 0.000 ND: Final: 0.000 Place: 41*	5.500 6.750	5.200 7.400	0.000 0.000	5.400 8.200	0.000 0.000	38.450 44	
45	25	Cameron Deer HGA GymMasters		Diff: 0.000 Exec: 0.000 ND: Final: 0.000 Place: 41*	5.900 8.450	0.000 0.000	0.000 0.000	5.700 7.800	0.000 0.000	27.850 45	

2010 Men's National Qualifier

Meet Results Comb. Sessions Seniors

Men

Competition II / III
Saturday, July 10

Rank	Num	Name	Gym							AA
46	39	Christian Carmona	Aerial	Diff: 6.100	0.000	0.000	0.000	0.000	4.800	
				Exec: 7.600	0.000	0.000	0.000	0.000	8.000	
				ND: -0.800						
				Final: 12.900	0.000	0.000	0.000	0.000	12.800	25.700
				Place: 34T	38*	37*	40*	40*	22	46
47	83	Alan Banker Jr	Brockport	Diff: 4.500	5.200	0.000	0.000	0.000	0.000	
				Exec: 8.250	4.300	0.000	0.000	0.000	0.000	
				ND: .						
				Final: 12.750	9.500	0.000	0.000	0.000	0.000	22.250
				Place: 36	37	37*	40*	40*	38*	47
48	96	Chris Graham	HGA GymMasters	Diff: 0.000	0.000	6.300	0.000	0.000	0.000	
				Exec: 0.000	0.000	7.950	0.000	0.000	0.000	
				ND: .						
				Final: 0.000	0.000	14.250	0.000	0.000	0.000	14.250
				Place: 41*	38*	7	40*	40*	38*	48
49	48	Kalon Ludvigson	Team Revolution	Diff: 0.000	0.000	0.000	0.000	0.000	0.000	
				Exec: 0.000	0.000	0.000	0.000	0.000	0.000	
				ND: .						
				Final: 0.000	0.000	0.000	0.000	0.000	0.000	0.000
				Place: 41*	38*	37*	40*	40*	38*	49