







2013 AT&T American Cup

Meet Results

Mar 2, 2013

Page: 1
Printed: 3/2/2013 2:55:02 PM

Men / SR
Session: 1M
Competition II

Rank	Num	Name Country							AA
1	18	Jacob Dalton USA	Diff: 6.500 Exec: 9.200 ND: _____ Final: 15.700 Place: 1	5.000 8.333 _____	6.200 8.966 _____	6.000 9.433 _____	6.300 8.733 _____	6.100 8.633 _____	89.398 1
2	12	Oleg Verniaiev UKR	Diff: 6.600 Exec: 7.733 ND: _____ Final: 14.333 Place: 5	6.700 8.333 _____	6.100 8.666 _____	6.000 9.300 -0.300 Final: 15.000 Place: 3	6.800 7.166 _____	6.100 8.100 _____	87.298 2
3	17	Marcel Nguyen GER	Diff: 6.000 Exec: 8.433 ND: _____ Final: 14.433 Place: 4	5.000 8.033 _____	6.100 9.066 _____	5.600 9.300 _____	6.500 8.633 _____	6.200 8.166 _____	87.031 3
4	15	Hiroki Ishikawa JPN	Diff: 6.200 Exec: 8.666 ND: _____ Final: 14.866 Place: 3	5.800 8.733 _____	5.600 7.966 _____	5.200 9.400 _____	6.300 8.666 _____	6.300 7.700 _____	86.531 4
5	13	Kristian Thomas GBR	Diff: 6.300 Exec: 9.100 ND: _____ Final: 15.400 Place: 2	5.700 8.333 _____	5.700 8.666 _____	5.600 8.400 _____	6.000 8.166 _____	6.000 7.866 _____	85.831 5
6	16	Danell Leyva USA	Diff: 6.100 Exec: 7.300 ND: -0.600 Final: 12.800 Place: 8	6.400 8.166 _____	5.600 8.833 _____	5.600 9.433 _____	6.700 8.133 _____	6.900 6.700 _____	85.265 6
7	11	Sergio Sasaki Junior BRA	Diff: 6.500 Exec: 7.300 ND: _____ Final: 13.800 Place: 7	6.100 8.233 _____	5.700 8.700 _____	6.000 8.200 _____	6.100 8.233 _____	4.900 7.266 _____	83.232 7
8	14	Jorge Hugo Giraldo Lopez COL	Diff: 5.700 Exec: 8.433 ND: _____ Final: 14.133 Place: 6	6.000 8.100 _____	5.800 8.466 _____	5.200 8.300 -0.300 Final: 13.200 Place: 8	6.400 8.566 _____	5.500 6.133 _____	82.298 8





2013 AT&T American Cup

Meet Results

Mar 2, 2013

Page: 1
Printed: 3/2/2013 2:54:48 PM

Women / SR
Session: 1W
Competition II

Rank	Num	Name Country						AA
1	2	Katelyn Ohashi USA	Diff: 5.800 Exec: 9.100 ND: Final: 14.900 Place: 2T	5.800 6.200 8.366	6.200 8.366	6.800 8.533	5.800 8.600	59.199 1
2	4	Simone Biles USA	Diff: 6.300 Exec: 9.433 ND: Final: 15.733 Place: 1	6.300 8.700	6.100 8.700	5.800 7.333	6.100 7.900	57.666 2
3	7	Victoria Moors CAN	Diff: 5.800 Exec: 9.100 ND: Final: 14.900 Place: 2T	5.800 9.100	5.300 8.266	5.700 8.300	5.900 8.700	57.066 3
4	1	Elisabeth Seitz GER	Diff: 5.800 Exec: 8.966 ND: Final: 14.766 Place: 4	5.800 8.966	6.000 8.500	5.600 8.266	5.300 8.266	56.698 4
5	6	Vanessa Ferrari ITA	Diff: 5.300 Exec: 9.033 ND: Final: 14.333 Place: 5	5.300 9.033	5.600 8.066	5.700 7.933	6.100 8.366	56.098 5
6	8	Gabrielle Jupp GBR	Diff: 5.000 Exec: 8.866 ND: Final: 13.866 Place: 8	5.000 8.866	5.300 8.400	6.300 8.133	5.500 8.166	55.665 6
7	3	Asuka Teramoto JPN	Diff: 5.300 Exec: 8.700 ND: Final: 14.000 Place: 7	5.300 8.700	5.600 8.500	5.400 7.966	4.600 8.200	54.266 7
8	5	Maegan Chant CAN	Diff: 5.400 Exec: 8.733 ND: Final: 14.133 Place: 6	5.400 8.733	4.900 7.900	5.300 6.633	5.700 6.833	51.399 8