







# 2011 Visa Championships - Men Day 1

## Meet Results - Seniors

### Men

#### Competition I

Wednesday, August 17, 6:30pm

Rank	Num	Name	Gym							AA
1	41	Danell Leyva	Hilton HHonors/Univ	Diff: . . . . .	Diff: . . . . .	5.900	6.600	6.800	7.700	
				Exec: . . . . .	Exec: . . . . .	8.550	9.250	9.400	9.200	
				ND: . . . . .	ND: . . . . .		-0.100			
				Final: . . . . .	Final: . . . . .	14.450	15.750	16.200	16.900	63.300
2	24	Jacob Dalton	Univ of Oklahoma	Diff: 7.000	Diff: . . . . .		7.300	6.200	6.100	
				Exec: 9.100	Exec: . . . . .		9.500	8.950	8.400	
				ND: . . . . .	ND: . . . . .					
				Final: 16.100	Final: . . . . .		16.800	15.150	14.500	62.550
3	50	Steven Legendre	Univ of Oklahoma	Diff: 7.000	Diff: . . . . .		7.300	6.000	6.000	
				Exec: 8.950	Exec: . . . . .		9.400	8.250	8.600	
				ND: . . . . .	ND: . . . . .					
				Final: 15.950	Final: . . . . .		16.700	14.250	14.600	61.500
4	16	Chris Brooks	Hilton HHonors/Cyp	Diff: 6.100	5.600	Diff: . . . . .	Diff: . . . . .	6.900	6.900	
				Exec: 8.750	8.450	Exec: . . . . .	Exec: . . . . .	8.800	8.600	
				ND: . . . . .	ND: . . . . .					
				Final: 14.850	14.050	Final: . . . . .	Final: . . . . .	15.700	15.500	60.100
5	11	Jonathan Horton	Hilton HHonors/Cyp	Diff: 6.500	5.300	Diff: . . . . .	Diff: . . . . .	6.200	6.900	
				Exec: 8.600	7.400	Exec: . . . . .	Exec: . . . . .	9.250	8.900	
				ND: . . . . .	ND: . . . . .					
				Final: 15.100	12.700	Final: . . . . .	Final: . . . . .	15.450	15.800	59.050
6	60	John Orozco	USOTC	Diff: 5.600	6.700	6.300	5.800	Diff: . . . . .	Diff: . . . . .	
				Exec: 8.850	7.250	8.850	9.250	Exec: . . . . .	Exec: . . . . .	
				ND: . . . . .	ND: . . . . .					
				Final: 14.450	13.950	15.150	15.050	Final: . . . . .	Final: . . . . .	58.600
7	51	Edward Mesa	Universal	Diff: . . . . .	Diff: . . . . .	5.800	6.200	5.800	6.100	
				Exec: . . . . .	Exec: . . . . .	7.900	9.500	8.650	8.550	
				ND: . . . . .	ND: . . . . .					
				Final: . . . . .	Final: . . . . .	13.700	15.700	14.450	14.650	58.500
8	34	Glen Ishino	Cal Berkeley	Diff: . . . . .	Diff: . . . . .	5.700	6.200	5.900	6.000	
				Exec: . . . . .	Exec: . . . . .	8.550	9.200	8.150	8.550	
				ND: . . . . .	ND: . . . . .					
				Final: . . . . .	Final: . . . . .	14.250	15.400	14.050	14.550	58.250
9	56	Alexander Naddour	Univ of Oklahoma	Diff: 5.800	Diff: . . . . .	Diff: . . . . .	6.600	5.700	5.300	
				Exec: 8.450	Exec: . . . . .	Exec: . . . . .	8.850	9.000	8.400	
				ND: . . . . .	ND: . . . . .	ND: . . . . .	-0.100			
				Final: 14.250	Final: . . . . .	Final: . . . . .	15.350	14.700	13.700	58.000
10	36	C.J. Maestas	Univ of Illinois	Diff: 6.500	5.800	6.800	Diff: . . . . .	Diff: . . . . .	6.100	
				Exec: 8.450	7.750	8.050	Exec: . . . . .	Exec: . . . . .	8.000	
				ND: . . . . .	ND: . . . . .	ND: . . . . .				
				Final: 14.950	13.550	14.850	Final: . . . . .	Final: . . . . .	14.100	57.450
11	13	Bryan del Castillo	Cal Berkeley	Diff: . . . . .	Diff: . . . . .	5.300	6.200	5.400	6.000	
				Exec: . . . . .	Exec: . . . . .	8.250	9.100	8.850	8.150	
				ND: . . . . .	ND: . . . . .					
				Final: . . . . .	Final: . . . . .	13.550	15.300	14.250	14.150	57.250







# 2011 Visa Championships - Men Day 1

## Meet Results - Seniors

### Men

#### Competition I

Wednesday, August 17, 6:30pm

Rank	Num	Name	Gym							AA
12	18	Kyle Bunthuwong	Cal Berkeley	Diff: . . .	Diff: . . .	5.600	6.200	6.400	5.900	
				Exec: . . .	Exec: . . .	8.700	9.100	8.300	6.900	
				ND: . . .	ND: . . .					
				Final: . . .	Final: . . .	14.300	15.300	14.700	12.800	57.100
13	57	Sho Nakamori	Champions Academy	Diff: 6.000	Diff: 5.200	. . .	. . .	6.200	5.900	
				Exec: 8.950	Exec: 7.350	. . .	. . .	8.800	8.650	
				ND: . . .	ND: . . .					
				Final: 14.950	Final: 12.550	. . .	. . .	15.000	14.550	57.050
14	20	Chris Cameron	Hilton HHonors/OTC	Diff: 5.700	Diff: 6.100	6.100	5.800	. . .	. . .	
				Exec: 9.000	Exec: 6.900	8.450	8.950	. . .	. . .	
				ND: . . .	ND: . . .					
				Final: 14.700	Final: 13.000	14.550	14.750	. . .	. . .	57.000
15	86	Brandon Wynn	Ohio State	Diff: . . .	Diff: 4.800	7.200	6.600	6.900	. . .	
				Exec: . . .	Exec: 7.550	8.550	8.250	7.350	. . .	
				ND: . . .	ND: . . .		-0.300	. . .	. . .	
				Final: . . .	Final: 12.350	15.750	14.550	14.250	. . .	56.900
16	3	Donothan Bailey	Cal Berkeley	Diff: . . .	Diff: . . .	5.600	6.200	5.800	4.900	
				Exec: . . .	Exec: . . .	8.650	9.100	8.550	8.000	
				ND: . . .	ND: . . .					
				Final: . . .	Final: . . .	14.250	15.300	14.350	12.900	56.800
17	79	Jesse Silverstein	US Gym Ctr II	Diff: 5.900	Diff: 5.600	. . .	. . .	5.500	5.300	
				Exec: 8.850	Exec: 8.300	. . .	. . .	8.850	8.450	
				ND: . . .	ND: . . .					
				Final: 14.750	Final: 13.900	. . .	. . .	14.350	13.750	56.750
18	8	Dylan Akers	Cypress Academy	Diff: 6.000	Diff: 6.000	. . .	. . .	5.600	5.700	
				Exec: 8.350	Exec: 8.700	. . .	. . .	8.650	7.150	
				ND: . . .	ND: . . .					
				Final: 14.350	Final: 14.700	. . .	. . .	14.250	12.850	56.150
19	15	Andrew Elkind	Hilton HHonors/OTC	Diff: 5.800	Diff: 5.800	5.700	5.800	. . .	. . .	
				Exec: 8.350	Exec: 7.000	8.300	9.100	. . .	. . .	
				ND: . . .	ND: . . .					
				Final: 14.150	Final: 12.800	14.000	14.900	. . .	. . .	55.850
20	73	Paul Ruggeri	Univ of Illinois	Diff: 6.700	Diff: 4.800	5.300	. . .	. . .	7.100	
				Exec: 7.850	Exec: 7.000	8.250	. . .	. . .	8.600	
				ND: . . .	ND: . . .					
				Final: 14.550	Final: 11.800	13.550	. . .	. . .	15.700	55.600
21	87	Seung Tai Lee	Ohio State	Diff: . . .	Diff: 5.100	6.400	6.200	5.600	. . .	
				Exec: . . .	Exec: 7.300	7.350	9.000	8.550	. . .	
				ND: . . .	ND: . . .					
				Final: . . .	Final: 12.400	13.750	15.200	14.150	. . .	55.500
22	53	Tyler Mizoguchi	Univ of Illinois	Diff: 5.800	Diff: 5.700	6.000	. . .	. . .	5.600	
				Exec: 8.250	Exec: 7.500	8.150	. . .	. . .	8.400	
				ND: -0.100	ND: . . .	. . .	. . .	. . .	. . .	
				Final: 13.950	Final: 13.200	14.150	. . .	. . .	14.000	55.300







# 2011 Visa Championships - Men Day 1

## Meet Results - Seniors

### Men

#### Competition I

Wednesday, August 17, 6:30pm

Rank	Num	Name	Gym							AA
23	14	Trevor Howard	Hocking Valley	Diff: . . . .	4.600	5.200	6.600	5.500	. . . .	
				Exec: . . . .	7.100	7.750	9.250	9.200	. . . .	
				ND: . . . .						
				Final: . . . .	11.700	12.950	15.850	14.700	. . . .	55.200
24	19	Alex Buscaglia	Stanford	Diff: 6.500	4.300	6.000	6.900	. . . .	. . . .	
				Exec: 8.900	5.650	7.100	9.350	. . . .	. . . .	
				ND: . . . .						
				Final: 15.400	9.950	13.100	16.250	. . . .	. . . .	54.700
25	37	Joey Peters	Parkettes	Diff: . . . .	5.000	5.100	6.200	5.500	. . . .	
				Exec: . . . .	7.300	8.050	8.800	8.600	. . . .	
				ND: . . . .						
				Final: . . . .	12.300	13.150	15.000	14.100	. . . .	54.550
26	4	Presten Ellsworth	Univ of Oklahoma	Diff: 5.600	. . . .	. . . .	6.200	5.400	4.600	
				Exec: 7.550	. . . .	. . . .	9.050	8.550	7.800	
				ND: -0.300	. . . .	. . . .	. . . .	. . . .	. . . .	
				Final: 12.850	. . . .	. . . .	15.250	13.950	12.400	54.450
27	42	Ryan Lieberman	Stanford	Diff: 5.700	5.000	5.600	5.800	. . . .	. . . .	
				Exec: 8.350	6.200	8.650	9.250	. . . .	. . . .	
				ND: -0.300	. . . .	. . . .	. . . .	. . . .	. . . .	
				Final: 13.750	11.200	14.250	15.050	. . . .	. . . .	54.250
28T	69	Alexander Barrera	Universal	Diff: . . . .	. . . .	5.700	6.200	5.600	5.000	
				Exec: . . . .	. . . .	8.050	8.250	8.400	6.950	
				ND: . . . .						
				Final: . . . .	. . . .	13.750	14.450	14.000	11.950	54.150
28T	27	Christopher Stehl	Univ of Oklahoma	Diff: 5.300	. . . .	. . . .	5.400	5.000	4.800	
				Exec: 8.650	. . . .	. . . .	9.000	8.850	7.150	
				ND: . . . .						
				Final: 13.950	. . . .	. . . .	14.400	13.850	11.950	54.150
30	66	Austin Phillips	Univ of Illinois	Diff: 5.400	5.100	5.200	. . . .	. . . .	5.700	
				Exec: 8.450	8.150	7.500	. . . .	. . . .	8.500	
				ND: . . . .						
				Final: 13.850	13.250	12.700	. . . .	. . . .	14.200	54.000
31	63	Sean Regan	Ohio State	Diff: . . . .	5.100	4.700	6.200	5.600	. . . .	
				Exec: . . . .	7.250	7.700	9.000	6.650	. . . .	
				ND: . . . .						
				Final: . . . .	12.350	12.400	15.200	12.250	. . . .	52.200
32	78	Adam Al-Rokh	Temple	Diff: . . . .	5.500	5.600	5.400	4.900	. . . .	
				Exec: . . . .	5.750	8.200	9.100	7.450	. . . .	
				ND: . . . .						
				Final: . . . .	11.250	13.800	14.500	12.350	. . . .	51.900
33	61	Parker Raque	Penn State	Diff: 6.100	4.600	5.800	. . . .	. . . .	5.700	
				Exec: 8.500	6.600	7.650	. . . .	. . . .	6.550	
				ND: . . . .						
				Final: 14.600	11.200	13.450	. . . .	. . . .	12.250	51.500



