







2011 Visa Championships - Men Day 1

Meet Results - Jr 16-18

Men

Competition I

Wednesday, August 17, 1:00pm

Rank	Num	Name	Gym	Diff:							AA
1	30	Jake Martin	Orlando Metro	5.700	5.100	___	6.200	5.200	5.400		
				Exec: 8.650	7.850	___	9.400	8.050	8.500		
				ND: ___	___	___	___	___	___		
				Final: 14.350	12.950	___	15.600	13.250	13.900		70.050
2	48	Max Mayr	Universal	5.100	___	6.000	5.800	5.500	5.300		
				Exec: 8.300	___	8.200	8.450	9.000	8.350		
				ND: -0.400	___	___	-0.300	___	___		
				Final: 13.000	___	14.200	13.950	14.500	13.650		69.300
3	45	Jesse Glenn	SCATS	5.300	5.000	4.600	6.200	5.000	___		
				Exec: 8.900	8.350	7.350	9.250	9.150	___		
				ND: ___	___	___	___	___	___		
				Final: 14.200	13.350	11.950	15.450	14.150	___		69.100
4	5	Jonathan Deaton	Tim Daggett's	___	4.500	4.500	6.200	4.900	5.200		
				Exec: ___	7.800	8.500	9.350	9.250	8.650		
				ND: ___	___	___	___	___	___		
				Final: ___	12.300	13.000	15.550	14.150	13.850		68.850
5	43	Adrian de los Angeles	SCATS	5.800	4.400	5.000	6.200	5.700	___		
				Exec: 7.650	8.100	8.400	9.100	8.350	___		
				ND: -0.200	___	___	-0.100	___	___		
				Final: 13.250	12.500	13.400	15.200	14.050	___		68.400
6	29	Donnell Whittenburg	Ultimate	5.400	4.500	___	6.200	5.400	5.100		
				Exec: 7.750	6.700	___	9.250	8.000	8.500		
				ND: ___	___	___	___	___	___		
				Final: 13.150	11.200	___	15.450	13.400	13.600		66.800
7	6	Stacey Ervin	Mills	6.000	4.500	___	6.600	4.900	4.300		
				Exec: 8.300	6.950	___	7.900	9.200	8.200		
				ND: -0.400	___	___	___	___	___		
				Final: 13.900	11.450	___	14.500	14.100	12.500		66.450
8	92	Kevin Baker	Queen City	___	3.700	5.500	6.200	4.900	4.800		
				Exec: ___	7.400	8.250	9.350	8.450	7.850		
				ND: ___	___	___	___	___	___		
				Final: ___	11.100	13.750	15.550	13.350	12.650		66.400
9	88	Alex Johnson	OSU Boys	5.600	4.000	5.200	6.200	5.300	___		
				Exec: 7.750	7.300	7.700	8.800	8.500	___		
				ND: -0.200	___	___	___	___	___		
				Final: 13.150	11.300	12.900	15.000	13.800	___		66.150
10	68	Kanji Oyama	SCATS	5.600	4.600	4.500	6.200	4.600	___		
				Exec: 8.450	6.700	8.550	9.150	7.900	___		
				ND: -0.300	___	___	___	___	___		
				Final: 13.750	11.300	13.050	15.350	12.500	___		65.950
11	12	Joshua Yee	Hawaiian Island	4.600	4.200	4.400	6.200	___	4.300		
				Exec: 8.550	8.000	8.100	8.950	___	8.600		
				ND: ___	___	___	___	___	___		
				Final: 13.150	12.200	12.500	15.150	___	12.900		65.900







2011 Visa Championships - Men Day 1

Meet Results - Jr 16-18

Men

Competition I

Wednesday, August 17, 1:00pm

Rank	Num	Name	Gym							AA
12	93	Konner Ackerman	Metropolitan	Diff: 5.400	___	4.500	6.200	5.100	4.600	
				Exec: 8.600	___	7.250	8.950	7.800	7.450	
				ND: .	___	___	___	___	___	
				Final: 14.000	___	11.750	15.150	12.900	12.050	65.850
13	82	Brian Knott	Chelsea Piers	Diff: 4.700	4.700	4.700	___	4.400	4.500	
				Exec: 8.750	8.550	7.450	___	8.850	8.650	
				ND: .	___	-0.300	___	___	___	
				Final: 13.450	13.250	11.850	___	13.250	13.150	64.950
14	22	Michael Strathern	St. Charles	Diff: .	4.700	4.700	6.600	5.000	4.900	
				Exec: .	6.600	7.900	9.000	7.350	7.900	
				ND: .	___	___	___	___	___	
				Final: .	11.300	12.600	15.600	12.350	12.800	64.650
15	55	Alec Robin	Victory	Diff: 5.400	___	4.300	6.200	4.800	4.100	
				Exec: 7.900	___	7.500	8.850	8.350	6.550	
				ND: .	___	___	___	___	___	
				Final: 13.300	___	11.800	15.050	13.150	10.650	63.950
16	47	Ellis Mannon	Indy School	Diff: 4.800	5.700	4.600	___	4.700	4.500	
				Exec: 7.800	8.250	8.200	___	7.200	7.800	
				ND: .	___	___	___	___	___	
				Final: 12.600	13.950	12.800	___	11.900	12.300	63.550
17	33	David Frankl	US Gym Ctr II	Diff: 4.400	4.700	4.900	___	4.800	4.200	
				Exec: 8.550	7.200	8.000	___	8.650	8.100	
				ND: .	___	___	___	___	___	
				Final: 12.950	11.900	12.900	___	13.450	12.300	63.500
18	52	Logan Melander	Black Hills	Diff: 4.600	4.000	4.200	5.400	4.100	___	
				Exec: 8.100	8.100	7.350	9.300	8.250	___	
				ND: .	___	___	___	___	___	
				Final: 12.700	12.100	11.550	14.700	12.350	___	63.400
19	28	Kevin Wolting	Azarian	Diff: .	3.900	4.900	6.200	4.900	4.700	
				Exec: .	3.400	8.050	8.750	8.350	8.200	
				ND: .	___	___	___	___	___	
				Final: .	7.300	12.950	14.950	13.250	12.900	61.350
20	40	Danny Berardini	Buffalo Grove	Diff: 5.000	3.900	4.800	___	5.500	3.900	
				Exec: 7.950	6.650	8.650	___	7.750	6.500	
				ND: .	___	___	___	___	___	
				Final: 12.950	10.550	13.450	___	13.250	10.400	60.600