







2010 Visa Championships - Men Day 1

Meet Results - Seniors

Men

Competition I

Wednesday, August 11, 7:00pm

Rank	Num	Name	Gym	Diff:							AA
1	11	Jonathan Horton	Cypress Academy	6.300	5.200	7.000	6.600	6.200	___	___	
				Exec: 8.800	8.750	8.700	9.450	9.150	___	___	
				ND: ___	___	___	___	___	___	___	
				Final: 15.100	13.950	15.700	16.050	15.350	___	___	76.150
2	41	Danell Leyva	Universal	6.100	___	5.900	6.200	6.400	7.400	___	
				Exec: 8.650	___	8.750	9.000	9.200	8.250	___	
				ND: ___	___	___	___	-0.300	___	___	
				Final: 14.750	___	14.650	15.200	15.300	15.650	___	75.550
3	73	Paul Ruggeri	Univ of Illinois	6.300	___	5.200	7.000	6.000	6.900	___	
				Exec: 8.950	___	7.900	9.600	8.350	8.450	___	
				ND: -0.400	___	___	___	___	___	___	
				Final: 14.850	___	13.100	16.600	14.350	15.350	___	74.250
4	16	Chris Brooks	Univ of Oklahoma	___	5.600	6.000	6.600	6.500	6.900	___	
				Exec: ___	6.450	8.550	9.300	9.200	8.900	___	
				ND: ___	___	___	___	___	___	___	
				Final: ___	12.050	14.550	15.900	15.700	15.800	___	74.000
5	34	Glen Ishino	Cal Berkeley	5.900	6.300	5.600	6.200	6.100	___	___	
				Exec: 8.650	8.250	8.750	9.150	9.050	___	___	
				ND: ___	___	___	___	___	___	___	
				Final: 14.550	14.550	14.350	15.350	15.150	___	___	73.950
6	1	Wesley Haagensen	USOTC	6.000	5.900	6.400	6.200	___	6.200	___	
				Exec: 9.000	7.900	9.150	9.300	___	7.700	___	
				ND: ___	___	___	___	___	___	___	
				Final: 15.000	13.800	15.550	15.500	___	13.900	___	73.750
7	13	Bryan Del Castillo	Cal Berkeley	5.800	5.500	5.200	6.200	5.800	___	___	
				Exec: 9.200	8.500	9.150	9.000	9.350	___	___	
				ND: ___	___	___	___	___	___	___	
				Final: 15.000	14.000	14.350	15.200	15.150	___	___	73.700
8	60	John Orozco	World Cup	5.900	6.000	5.800	6.200	___	6.200	___	
				Exec: 8.850	8.050	8.550	8.300	___	8.900	___	
				ND: ___	___	___	___	___	___	___	
				Final: 14.750	14.050	14.350	14.500	___	15.100	___	72.750
9T	86	Brandon Wynn	Ohio State	5.900	5.200	___	6.600	6.800	5.500	___	
				Exec: 9.200	7.150	___	9.200	8.400	8.750	___	
				ND: ___	___	___	___	___	___	___	
				Final: 15.100	12.350	___	15.800	15.200	14.250	___	72.700
9T	15	Andrew Elkind	USOTC	5.500	5.600	5.700	5.800	___	6.700	___	
				Exec: 9.300	8.100	8.750	9.200	___	8.050	___	
				ND: ___	___	___	___	___	___	___	
				Final: 14.800	13.700	14.450	15.000	___	14.750	___	72.700
11	24	Jake Dalton	Univ of Oklahoma	___	4.700	5.800	7.400	5.800	5.900	___	
				Exec: ___	7.700	8.750	9.350	8.900	8.300	___	
				ND: ___	___	___	___	___	___	___	
				Final: ___	12.400	14.550	16.750	14.700	14.200	___	72.600







2010 Visa Championships - Men Day 1

Meet Results - Seniors

Men

Competition I

Wednesday, August 11, 7:00pm

Rank	Num	Name	Gym								AA
12	74	Mel Anton Santander	Univ of Michigan	Diff: 5.600	6.000	—	6.200	5.800	5.700		
				Exec: 8.000	8.850	—	9.350	8.100	8.750		
				ND: —	—	—	—	—	—		
				Final: 13.600	14.850	—	15.550	13.900	14.450		72.350
13	8	Dylan Akers	Cypress Academy	Diff: 5.700	5.700	5.400	6.600	5.400	—		
				Exec: 8.750	8.700	8.550	8.050	9.350	—		
				ND: —	—	—	—	—	—		
				Final: 14.450	14.400	13.950	14.650	14.750	—		72.200
14T	2	Thomas Kelley	Univ of Michigan	Diff: 5.800	4.300	—	5.800	5.900	6.100		
				Exec: 8.950	7.450	—	9.400	9.000	8.900		
				ND: —	—	—	—	—	—		
				Final: 14.750	11.750	—	15.200	14.900	15.000		71.600
14T	79	Jesse Silverstein	US Gym Ctr II	Diff: —	5.300	5.500	6.600	5.600	5.100		
				Exec: —	8.700	9.100	9.050	8.600	8.050		
				ND: —	—	—	—	—	—		
				Final: —	14.000	14.600	15.650	14.200	13.150		71.600
16	18	Kyson Bunthuwong	Golden Bear	Diff: 5.800	5.600	5.400	6.200	5.400	—		
				Exec: 7.900	9.050	8.550	9.250	8.050	—		
				ND: —	—	—	—	—	—		
				Final: 13.700	14.650	13.950	15.450	13.450	—		71.200
17T	10	Alexy Bilozertchev	USOTC	Diff: 6.000	5.600	5.600	6.600	—	5.700		
				Exec: 9.000	8.050	8.000	8.100	—	8.900		
				ND: -0.100	—	—	-0.300	—	—		
				Final: 14.900	13.650	13.600	14.400	—	14.600		71.150
17T	71	Christopher Stehl	Univ of Oklahoma	Diff: —	5.600	5.300	5.800	5.100	4.800		
				Exec: —	8.200	8.850	9.300	9.100	9.100		
				ND: —	—	—	—	—	—		
				Final: —	13.800	14.150	15.100	14.200	13.900		71.150
19	56	Alexander Naddour	Univ of Oklahoma	Diff: —	6.100	5.500	6.600	5.300	5.500		
				Exec: —	7.600	8.350	9.200	8.350	8.500		
				ND: —	—	—	—	—	—		
				Final: —	13.700	13.850	15.800	13.650	14.000		71.000
20	20	Chris Cameron	Univ of Michigan	Diff: 6.000	5.800	—	6.200	5.500	5.300		
				Exec: 8.500	9.050	—	7.850	8.400	8.450		
				ND: —	—	—	-0.100	—	—		
				Final: 14.500	14.850	—	13.950	13.900	13.750		70.950
21	50	Steven Legendre	Univ of Oklahoma	Diff: —	5.500	5.900	7.600	6.200	5.200		
				Exec: —	7.700	7.900	9.450	7.400	7.950		
				ND: —	—	—	—	—	—		
				Final: —	13.200	13.800	17.050	13.600	13.150		70.800
22	51	Edward Mesa	Universal	Diff: 5.800	—	5.900	6.200	5.600	5.700		
				Exec: 8.300	—	8.150	8.450	8.450	8.200		
				ND: —	—	—	—	—	—		
				Final: 14.100	—	14.050	14.650	14.050	13.900		70.750







2010 Visa Championships - Men Day 1

Meet Results - Seniors

Men

Competition I

Wednesday, August 11, 7:00pm

Rank	Num	Name	Gym	Diff:							AA
23	21	Joshua Dixon	Stanford	6.900	5.300	5.600	5.700	5.500			
				Exec: 8.600	7.650	7.600	9.000	8.650			
				ND:							
				Final: 15.500	12.950	13.200	14.700	14.150			70.500
24	57	Sho Nakamori	Champion Academy	5.600	5.800	5.700	6.100	5.600			
				Exec: 8.700	7.650	8.250	8.850	8.450			
				ND:				-0.500			
				Final: 14.300	13.450	13.950	14.950	13.550			70.200
25	28	Tim Gentry	Stanford	5.800	4.800	6.600	5.200	5.500			
				Exec: 9.100	7.850	7.650	9.150	8.250			
				ND:							
				Final: 14.900	12.650	14.250	14.350	13.750			69.900
26	42	Ryan Lieberman	Stanford	5.600	5.400	5.600	6.100	5.900			
				Exec: 8.500	7.450	7.800	9.300	8.300			
				ND: -0.100							
				Final: 14.000	12.850	13.400	15.400	14.200			69.850
27	64	Aaron Fortunato	Minnesota	5.300	5.200	5.800	5.300	5.500			
				Exec: 8.550	8.450	9.450	8.850	7.500			
				ND: -0.100							
				Final: 13.750	13.650	15.250	14.150	13.000			69.800
28T	19	Alex Buscaglia	Stanford	6.500	4.000	5.500	5.300	7.100			
				Exec: 7.800	7.750	8.450	8.900	8.250			
				ND:							
				Final: 14.300	11.750	13.950	14.200	15.350			69.550
28T	53	Tyler Mizoguchi	Univ of Illinois	5.900	6.000	6.600	6.200	5.400			
				Exec: 7.100	8.350	8.700	8.350	6.950			
				ND:							
				Final: 13.000	14.350	15.300	14.550	12.350			69.550
30	36	CJ Maestas	Gold Cup	5.600	5.400	6.100	5.800	5.200			
				Exec: 8.700	6.500	8.500	8.700	8.050			
				ND:							
				Final: 14.300	11.900	14.600	14.500	13.250			68.550
31	27	Tyler Evans	Springfield	4.900	4.800	6.200	5.200	5.200			
				Exec: 7.550	7.900	8.950	8.900	8.350			
				ND:							
				Final: 12.450	12.700	15.150	14.100	13.550			67.950
32	3	Donothan Bailey	Cal Berkeley	5.600	6.600	5.500	6.200	5.100			
				Exec: 7.900	6.500	7.700	8.350	8.450			
				ND: -0.200							
				Final: 13.300	13.100	13.200	14.550	13.550			67.700
33	35	Spencer Johnson	Cypress Academy	5.400	4.900	4.600	6.200	5.300			
				Exec: 8.650	7.100	8.150	9.250	7.850			
				ND:							
				Final: 14.050	12.000	12.750	15.450	13.150			67.400

