







2010 Visa Championships - Men Day 1

Meet Results - Seniors

Men

Competition I

Wednesday, August 11, 7:00pm

Rank	Num	Name	Gym							AA
1	86	Brandon Wynn	Ohio State	Diff: . . .	Diff: . . .	Diff: . . .	6.600	6.800	5.500	
				Exec: . . .	Exec: . . .	Exec: . . .	9.200	8.400	8.750	
				ND: . . .	ND: . . .	ND: . . .				
				Final: . . .	Final: . . .	Final: . . .	15.800	15.200	14.250	45.250
2	41	Danell Leyva	Universal	Diff: . . .	Diff: . . .	5.900	6.200	6.400	. . .	
				Exec: . . .	Exec: . . .	8.750	9.000	9.200	. . .	
				ND: . . .	ND: . . .	ND: . . .		-0.300	. . .	
				Final: . . .	Final: . . .	14.650	15.200	15.300	. . .	45.150
3	2	Thomas Kelley	Univ of Michigan	Diff: . . .	Diff: . . .	Diff: . . .	5.800	5.900	6.100	
				Exec: . . .	Exec: . . .	Exec: . . .	9.400	9.000	8.900	
				ND: . . .	ND: . . .	ND: . . .				
				Final: . . .	Final: . . .	Final: . . .	15.200	14.900	15.000	45.100
4	11	Jonathan Horton	Cypress Academy	Diff: 6.300	5.200	7.000	
				Exec: 8.800	8.750	8.700	
				ND: . . .	ND: . . .	ND: . . .				
				Final: 15.100	13.950	15.700	44.750
5	21	Joshua Dixon	Stanford	Diff: 6.900	5.700	5.500	
				Exec: 8.600	9.000	8.650	
				ND: . . .	ND: . . .	ND: . . .				
				Final: 15.500	14.700	14.150	44.350
6	79	Jesse Silverstein	US Gym Ctr II	Diff: . . .	5.300	5.500	6.600	
				Exec: . . .	8.700	9.100	9.050	
				ND: . . .	ND: . . .	ND: . . .				
				Final: . . .	14.000	14.600	15.650	44.250
7	53	Tyler Mizoguchi	Univ of Illinois	Diff: . . .	Diff: . . .	6.000	6.600	6.200	. . .	
				Exec: . . .	Exec: . . .	8.350	8.700	8.350	. . .	
				ND: . . .	ND: . . .	ND: . . .				
				Final: . . .	Final: . . .	14.350	15.300	14.550	. . .	44.200
8T	73	Paul Ruggeri	Univ of Illinois	Diff: . . .	Diff: . . .	5.200	7.000	6.000	. . .	
				Exec: . . .	Exec: . . .	7.900	9.600	8.350	. . .	
				ND: . . .	ND: . . .	ND: . . .				
				Final: . . .	Final: . . .	13.100	16.600	14.350	. . .	44.050
8T	50	Steven Legendre	Univ of Oklahoma	Diff: . . .	5.500	5.900	7.600	
				Exec: . . .	7.700	7.900	9.450	
				ND: . . .	ND: . . .	ND: . . .				
				Final: . . .	13.200	13.800	17.050	44.050
10T	74	Mel Anton Santander	Univ of Michigan	Diff: . . .	Diff: . . .	Diff: . . .	6.200	5.800	5.700	
				Exec: . . .	Exec: . . .	Exec: . . .	9.350	8.100	8.750	
				ND: . . .	ND: . . .	ND: . . .				
				Final: . . .	Final: . . .	Final: . . .	15.550	13.900	14.450	43.900
10T	60	John Orozco	World Cup	Diff: 5.900	6.000	6.200	
				Exec: 8.850	8.050	8.900	
				ND: . . .	ND: . . .	ND: . . .				
				Final: 14.750	14.050	15.100	43.900







2010 Visa Championships - Men Day 1

Meet Results - Seniors

Men

Competition I

Wednesday, August 11, 7:00pm

Rank	Num	Name	Gym	Diff:							AA
22T	8	Dylan Akers	Cypress Academy	Diff: 5.700	5.700	5.400	—	—	—	—	
				Exec: 8.750	8.700	8.550	—	—	—	—	
				ND: —	—	—	—	—	—	—	
				Final: 14.450	14.400	13.950	—	—	—	—	42.800
24	51	Edward Mesa	Universal	Diff: —	—	5.900	6.200	5.600	—	—	
				Exec: —	—	8.150	8.450	8.450	—	—	
				ND: —	—	—	—	—	—	—	
				Final: —	—	14.050	14.650	14.050	—	—	42.750
25	1	Wesley Haagensen	USOTC	Diff: 6.000	5.900	—	—	—	—	6.200	
				Exec: 9.000	7.900	—	—	—	—	7.700	
				ND: —	—	—	—	—	—	—	
				Final: 15.000	13.800	—	—	—	—	13.900	42.700
26	12	Joseph Hagerty	USOTC	Diff: 6.000	4.800	—	—	—	—	6.100	
				Exec: 9.150	8.250	—	—	—	—	8.200	
				ND: —	—	—	—	—	—	—	
				Final: 15.150	13.050	—	—	—	—	14.300	42.500
27	16	Chris Brooks	Univ of Oklahoma	Diff: —	5.600	6.000	6.600	—	—	—	
				Exec: —	6.450	8.550	9.200	—	—	—	
				ND: —	—	—	—	—	—	—	
				Final: —	12.050	14.550	15.800	—	—	—	42.400
28	18	Kyson Bunthuwong	Golden Bear	Diff: 5.800	5.600	5.400	—	—	—	—	
				Exec: 7.900	9.050	8.550	—	—	—	—	
				ND: —	—	—	—	—	—	—	
				Final: 13.700	14.650	13.950	—	—	—	—	42.300
29	64	Aaron Fortunato	Minnesota	Diff: —	—	—	5.800	5.300	5.300	—	
				Exec: —	—	—	9.450	8.850	7.500	—	
				ND: —	—	—	—	—	—	—	
				Final: —	—	—	15.250	14.150	12.800	—	42.200
30	36	CJ Maestas	Gold Cup	Diff: 5.600	—	—	—	5.800	5.200	—	
				Exec: 8.700	—	—	—	8.700	8.050	—	
				ND: —	—	—	—	—	—	—	
				Final: 14.300	—	—	—	14.500	13.250	—	42.050
31	20	Chris Cameron	Univ of Michigan	Diff: —	—	—	6.200	5.500	5.300	—	
				Exec: —	—	—	7.850	8.400	8.450	—	
				ND: —	—	—	-0.100	—	—	—	
				Final: —	—	—	13.950	13.900	13.750	—	41.600
32	27	Tyler Evans	Springfield	Diff: —	4.900	4.800	6.200	—	—	—	
				Exec: —	7.550	7.900	8.950	—	—	—	
				ND: —	—	—	—	—	—	—	
				Final: —	12.450	12.700	15.150	—	—	—	40.300
33	3	Donothan Bailey	Cal Berkeley	Diff: 5.600	6.600	5.500	—	—	—	—	
				Exec: 7.900	6.500	7.700	—	—	—	—	
				ND: -0.200	—	—	—	—	—	—	
				Final: 13.300	13.100	13.200	—	—	—	—	39.600







2010 Visa Championships - Men Day 1

Meet Results - Seniors

Men

Competition I

Wednesday, August 11, 7:00pm

Rank	Num	Name	Gym	Diff:							AA
34	33	Matthew Hicks	Colo Train Ctr	5.000	5.200	—	—	—	5.500		
				Exec: 8.800	7.150	—	—	—	7.400		
				ND: —	—	—	—	—	—		
				Final: 13.800	12.350	—	—	—	12.900		39.050
35	35	Spencer Johnson	Cypress Academy	5.400	4.900	4.600	—	—	—		
				Exec: 8.650	7.100	8.150	—	—	—		
				ND: —	—	—	—	—	—		
				Final: 14.050	12.000	12.750	—	—	—		38.800
36	75	Matthew del Junco	New Hope	5.000	4.600	—	—	—	4.500		
				Exec: 8.150	7.600	—	—	—	8.650		
				ND: —	—	—	—	—	—		
				Final: 13.150	12.200	—	—	—	13.150		38.500
37T	9	Chad Wiest	Univ of Illinois	—	—	—	6.200	5.500	—		
				Exec: —	—	—	9.250	8.900	—		
				ND: —	—	—	—	—	—		
				Final: —	—	—	15.450	14.400	—		29.850
37T	32	RJ Heflin	HGA GymMasters	—	—	—	6.600	5.500	—		
				Exec: —	—	—	9.000	9.050	—		
				ND: —	—	—	-0.300	—	—		
				Final: —	—	—	15.300	14.550	—		29.850
39	58	Philip Onorato	Ohio State	—	—	—	6.600	5.500	—		
				Exec: —	—	—	8.600	8.500	—		
				ND: —	—	—	-0.100	—	—		
				Final: —	—	—	15.100	14.000	—		29.100
40	84	Shaun Antonio	Eagle Ridge	—	5.600	—	6.600	—	—		
				Exec: —	7.950	—	8.550	—	—		
				ND: —	—	—	—	—	—		
				Final: —	13.550	—	15.150	—	—		28.700
41	72	Scott Bloomfield	Temple	—	—	—	6.600	5.600	—		
				Exec: —	—	—	8.050	8.200	—		
				ND: —	—	—	-0.100	—	—		
				Final: —	—	—	14.550	13.800	—		28.350
42	26	Kevin Tan	Penn State	0.000	—	—	—	6.100	5.800		
				Exec: 0.000	—	—	—	8.350	7.800		
				ND: —	—	—	—	—	—		
				Final: 0.000	—	—	—	14.450	13.600		28.050
43	67	Daniel Ribiero	Univ of Illinois	—	—	—	—	—	—		
				Exec: —	—	—	—	—	—		
				ND: —	—	—	—	—	—		
				Final: —	—	—	—	—	—		0.000