







# 2009 Visa Championships - Men Day 1

## Meet Results - Seniors

### Men

#### Competition I

Wednesday, August 12, 7:00pm

Rank	Num	Name	Gym							AA
1	72	David Sender	ShoNakamori.com	Diff: . . . . .	Diff: . . . . .	7.000	7.500	6.000	5.600	
				Exec: . . . . .	Exec: . . . . .	8.850	9.550	8.600	8.700	
				ND: . . . . .	ND: . . . . .					
				Final: . . . . .	Final: . . . . .	15.850	17.050	14.600	14.300	61.800
2	12	Joseph Hagerty	U.S.O.T.C.	Diff: 6.000	Diff: . . . . .	. . . . .	6.200	6.000	6.400	
				Exec: 9.000	Exec: . . . . .	. . . . .	9.450	9.200	9.000	
				ND: -0.100	ND: . . . . .	. . . . .				
				Final: 14.900	Final: . . . . .	. . . . .	15.650	15.200	15.400	61.150
3	11	Jonathan Horton	Cypress Academy	Diff: 6.100	5.300	6.700	6.600	. . . . .	. . . . .	
				Exec: 8.950	7.900	9.100	9.500	. . . . .	. . . . .	
				ND: . . . . .	ND: . . . . .	. . . . .	. . . . .	. . . . .	. . . . .	
				Final: 15.050	13.200	15.800	16.100	. . . . .	. . . . .	60.150
4	54	Tim McNeill	Cal Berkeley	Diff: 5.800	6.700	6.700	6.200	. . . . .	. . . . .	
				Exec: 8.900	8.050	8.550	9.200	. . . . .	. . . . .	
				ND: . . . . .	ND: . . . . .	. . . . .	. . . . .	. . . . .	. . . . .	
				Final: 14.700	14.750	15.250	15.400	. . . . .	. . . . .	60.100
5	17	Kyle Bunthuwong	Cal Berkeley	Diff: 5.700	5.500	5.500	6.200	. . . . .	. . . . .	
				Exec: 9.100	9.250	9.150	9.500	. . . . .	. . . . .	
				ND: . . . . .	ND: . . . . .	. . . . .	. . . . .	. . . . .	. . . . .	
				Final: 14.800	14.750	14.650	15.700	. . . . .	. . . . .	59.900
6	50	Steven Legendre	Univ of Oklahoma	Diff: 6.900	5.100	5.700	6.600	. . . . .	. . . . .	
				Exec: 8.350	8.950	8.700	9.700	. . . . .	. . . . .	
				ND: -0.300	ND: . . . . .	. . . . .	. . . . .	. . . . .	. . . . .	
				Final: 14.950	14.050	14.400	16.300	. . . . .	. . . . .	59.700
7T	35	Wesley Haagensen	U.S.O.T.C.	Diff: 5.600	. . . . .	. . . . .	6.200	6.200	5.900	
				Exec: 8.700	. . . . .	. . . . .	9.350	9.050	8.350	
				ND: . . . . .	ND: . . . . .	. . . . .	. . . . .	. . . . .	. . . . .	
				Final: 14.300	. . . . .	. . . . .	15.550	15.250	14.250	59.350
7T	34	Glen Ishino	Cal Berkeley	Diff: 5.500	6.000	5.600	6.200	. . . . .	. . . . .	
				Exec: 9.100	8.900	9.000	9.050	. . . . .	. . . . .	
				ND: . . . . .	ND: . . . . .	. . . . .	. . . . .	. . . . .	. . . . .	
				Final: 14.600	14.900	14.600	15.250	. . . . .	. . . . .	59.350
9	24	Jake Dalton	Gym Nevada	Diff: 6.000	. . . . .	. . . . .	7.300	5.600	5.500	
				Exec: 9.100	. . . . .	. . . . .	9.050	8.800	8.000	
				ND: -0.100	ND: . . . . .	. . . . .	-0.100	. . . . .	. . . . .	
				Final: 15.000	. . . . .	. . . . .	16.250	14.400	13.500	59.150
10	28	Tim Gentry	Stanford	Diff: . . . . .	. . . . .	6.500	6.600	5.200	5.400	
				Exec: . . . . .	. . . . .	8.900	9.450	8.400	8.400	
				ND: . . . . .	ND: . . . . .	. . . . .	. . . . .	. . . . .	. . . . .	
				Final: . . . . .	. . . . .	15.400	16.050	13.600	13.800	58.850
11	19	Alex Buscaglia	Stanford	Diff: . . . . .	. . . . .	5.600	6.400	5.500	6.700	
				Exec: . . . . .	. . . . .	7.850	9.450	8.850	8.450	
				ND: . . . . .	ND: . . . . .	. . . . .	. . . . .	. . . . .	. . . . .	
				Final: . . . . .	. . . . .	13.450	15.850	14.350	15.150	58.800







# 2009 Visa Championships - Men Day 1

## Meet Results - Seniors

### Men

#### Competition I

Wednesday, August 12, 7:00pm

Rank	Num	Name	Gym	Diff:							AA
12	18	Kyson Bunthuwong	Cal Berkeley	5.900	5.000	5.200	6.200	.....	.....		
				Exec: 8.750	9.300	9.000	9.150	.....	.....		
				ND: .....	.....	.....	.....	.....	.....		
				Final: 14.650	14.300	14.200	15.350	.....	.....	58.500	
13	41	Danell Leyva	Universal	6.000	5.000	5.500	.....	.....	7.200		
				Exec: 9.100	7.750	8.750	.....	.....	8.650		
				ND: .....	.....	.....	.....	.....	.....		
				Final: 15.100	12.750	14.250	.....	.....	15.850	57.950	
14	29	David Henderson	U.S.O.T.C.	5.400	.....	.....	6.200	5.700	5.500		
				Exec: 8.250	.....	.....	9.400	8.300	8.900		
				ND: -0.200	.....	.....	.....	.....	.....		
				Final: 13.450	.....	.....	15.600	14.000	14.400	57.450	
15	86	Brandon Wynn	Ohio State	5.900	4.400	6.900	.....	.....	5.500		
				Exec: 8.700	8.850	7.950	.....	.....	8.350		
				ND: .....	.....	.....	.....	.....	.....		
				Final: 14.600	13.250	14.850	.....	.....	13.850	56.550	
16	33	Matt Hicks	Colo Train Ctr	4.800	.....	.....	5.400	5.100	5.800		
				Exec: 8.900	.....	.....	9.200	8.950	7.950		
				ND: .....	.....	.....	.....	.....	.....		
				Final: 13.700	.....	.....	14.600	14.050	13.750	56.100	
17	73	Paul Ruggeri	Univ of Illinois	6.200	5.200	.....	.....	6.000	6.300		
				Exec: 8.000	7.150	.....	.....	9.000	8.150		
				ND: .....	.....	.....	.....	.....	.....		
				Final: 14.200	12.350	.....	.....	15.000	14.450	56.000	
18	23	Derek Helsby	Penn State	.....	.....	6.000	5.400	5.500	5.500		
				Exec: .....	.....	8.450	9.300	8.050	7.750		
				ND: .....	.....	.....	.....	.....	.....		
				Final: .....	.....	14.450	14.700	13.550	13.250	55.950	
19T	7	Guillermo Alvarez	Minnesota Gym	.....	5.600	5.500	6.200	5.700	.....		
				Exec: .....	8.900	6.400	9.400	8.200	.....		
				ND: .....	.....	.....	.....	.....	.....		
				Final: .....	14.500	11.900	15.600	13.900	.....	55.900	
19T	20	Chris Cameron	Univ of Michigan	6.000	5.600	.....	.....	5.600	4.800		
				Exec: 9.150	8.750	.....	.....	7.700	8.300		
				ND: .....	.....	.....	.....	.....	.....		
				Final: 15.150	14.350	.....	.....	13.300	13.100	55.900	
21	10	Alexy Bilozertchev	Unattached	6.300	5.100	5.200	.....	.....	5.300		
				Exec: 8.300	8.900	8.050	.....	.....	8.550		
				ND: .....	.....	.....	.....	.....	.....		
				Final: 14.600	14.000	13.250	.....	.....	13.850	55.700	
22	26	Joshua Dixon	Stanford	.....	.....	5.100	6.200	5.400	5.800		
				Exec: .....	.....	8.700	8.900	7.600	7.850		
				ND: .....	.....	.....	.....	.....	.....		
				Final: .....	.....	13.800	15.100	13.000	13.650	55.550	







# 2009 Visa Championships - Men Day 1

## Meet Results - Seniors

### Men

#### Competition I

Wednesday, August 12, 7:00pm

Rank	Num	Name	Gym							AA
23	39	William J Laury	Houston Gym Acad	Diff: . . . . .	5.600	5.800	6.600	5.700	. . . . .	
				Exec: . . . . .	7.400	8.450	7.750	8.150	. . . . .	
				ND: . . . . .			-0.100		. . . . .	
				Final: . . . . .	13.000	14.250	14.250	13.850	. . . . .	55.350
24T	74	Mel Anton Santander	Univ of Michigan	Diff: 5.300	5.500	. . . . .	. . . . .	5.500	5.100	
				Exec: 9.400	9.000	. . . . .	. . . . .	8.350	7.150	
				ND: . . . . .					. . . . .	
				Final: 14.700	14.500	. . . . .	. . . . .	13.850	12.250	55.300
24T	51	Edward Mesa	Universal	Diff: 6.000	5.900	5.500	. . . . .	. . . . .	5.800	
				Exec: 7.800	8.750	8.250	. . . . .	. . . . .	7.700	
				ND: -0.400	. . . . .	. . . . .	. . . . .	. . . . .	. . . . .	
				Final: 13.400	14.650	13.750	. . . . .	. . . . .	13.500	55.300
26T	42	Luke Stannard	Univ of Illinois	Diff: 5.900	6.000	. . . . .	. . . . .	5.100	5.300	
				Exec: 8.700	8.750	. . . . .	. . . . .	8.900	6.200	
				ND: . . . . .					. . . . .	
				Final: 14.600	14.750	. . . . .	. . . . .	14.000	11.500	54.850
26T	36	CJ Maestas	Gold Cup	Diff: 5.600	5.400	6.500	. . . . .	. . . . .	4.700	
				Exec: 9.250	8.100	7.600	. . . . .	. . . . .	7.700	
				ND: . . . . .					. . . . .	
				Final: 14.850	13.500	14.100	. . . . .	. . . . .	12.400	54.850
28	6	Jake Bateman	Ohio State	Diff: 6.100	5.000	5.700	. . . . .	. . . . .	5.700	
				Exec: 8.250	6.650	8.200	. . . . .	. . . . .	8.750	
				ND: . . . . .		-0.300	. . . . .	. . . . .	. . . . .	
				Final: 14.350	11.650	13.600	. . . . .	. . . . .	14.450	54.050
29	1	Spencer Johnson	Colo Train Ctr	Diff: 5.300	. . . . .	. . . . .	6.200	4.900	5.100	
				Exec: 7.250	. . . . .	. . . . .	8.200	8.300	8.750	
				ND: -0.100	. . . . .	. . . . .	-0.100	. . . . .	. . . . .	
				Final: 12.450	. . . . .	. . . . .	14.300	13.200	13.850	53.800
30	3	Donothan Bailey	Azarian	Diff: 5.800	5.900	5.500	. . . . .	. . . . .	4.600	
				Exec: 7.350	8.550	7.700	. . . . .	. . . . .	7.650	
				ND: -0.300	. . . . .	. . . . .	. . . . .	. . . . .	. . . . .	
				Final: 12.850	14.450	13.200	. . . . .	. . . . .	12.250	52.750
31	2	Thomas Kelley	Univ of Michigan	Diff: 5.400	5.000	. . . . .	. . . . .	5.400	6.000	
				Exec: 6.350	6.550	. . . . .	. . . . .	7.800	9.100	
				ND: . . . . .					. . . . .	
				Final: 11.750	11.550	. . . . .	. . . . .	13.200	15.100	51.600
32	67	Daniel Ribiero	Univ of Illinois	Diff: 5.700	6.800	. . . . .	. . . . .	5.100	0.000	
				Exec: 9.000	9.100	. . . . .	. . . . .	5.750	0.000	
				ND: . . . . .					. . . . .	
				Final: 14.700	15.900	. . . . .	. . . . .	10.850	0.000	41.450
33	70	Ralph G. Rosso	Univ of Michigan	Diff: 5.500	5.100	. . . . .	. . . . .	5.500	0.000	
				Exec: 8.200	8.300	. . . . .	. . . . .	8.800	0.000	
				ND: . . . . .					. . . . .	
				Final: 13.700	13.400	. . . . .	. . . . .	14.300	0.000	41.400

